

Bastrop County  
WCID #2

Board Packet  
for October 18,  
2018

BASTROP COUNTY WATER CONTROL AND IMPROVEMENT DISTRICT NO. 2  
MEETING AGENDA

TO: THE BOARD OF DIRECTORS OF BASTROP COUNTY WATER CONTROL AND IMPROVEMENT DISTRICT NO. 2, BASTROP COUNTY, TEXAS, AND TO ALL OTHER INTERESTED PERSONS:


NOTICE IS HEREBY GIVEN THAT A MEETING OF THE GOVERNING BODY OF THE ABOVE NAMED POLITICAL SUBDIVISION WILL BE HELD ON OCTOBER 18, 2018 AT 6:30 P.M. IN THE BOARD ROOM LOCATED AT 106 CONFERENCE DRIVE, BASTROP TEXAS 78602, AT WHICH TIME THE FOLLOWING SUBJECTS WILL BE DISCUSSED:

- 1.) Call to Order and Establish a Quorum – O’Hanlon
- 2.) Pledge of Allegiance – O’Hanlon
- 3.) Texas State Flag – O’Hanlon
- 4.) Public Comments/Announcements (The Board respectfully requests that persons limit comments to three (3) minutes. Under the Open Meeting Act, the Board may not deliberate or take action in response to any matter raised during public comment that is not a separate agenda item.)
- 5.) Recognition of District’s Operations Manager Tyler Walsh for 15 years of service – O’Hanlon
- 6.) Discussion and possible action regarding scheduling of future meeting dates:
  - a. Director’s Workshop October 29, 2018 at 3:00 p.m.
  - b. Regular Board of Director’s Meeting for Thursday, November 15, 2018 at 6:30 p.m.
- 7.) CONSENT AGENDA: (*Consent Agenda items are generally routine. Unless removed by a member of the Board or General Manager, items listed on the consent agenda may be acted on together and without prior discussion.*)
  - a. Approval of minutes from the September 20, 2018 Regular Meeting of the Board of Directors; and
  - b. Approval of monthly financials report for September 2018.
- 8.) Discussion and possible action regarding the following matters-
  - a. Report on installation of replacement water meters.

- b. Report relating to Status of Trihalomethanes (TTHM) water quality compliance
  - c. Update on Hydraulic Study
  - d. Report relating to Status of Road Projects – 2017 & 2018
  - e. Grinder Pump replacement update
  - f. Repair and maintenance update for District water plants and lift stations
  - g. Update on installation of Fencing at District maintenance building
  - h. FEMA road repairs on Ulupau
  - i. Status report on all FEMA Projects
  - j. Water, Wastewater and Road Repairs, Maintenance, and Improvement Projects
  - k. Discussion on 2019 Road Construction Projects
  - l. Road Master Plan Updates
  - m. Update on Fire Hydrant Repairs
- 9.) Discussion and possible action regarding emergency water supply interconnect agreement with Aqua Water Supply Corporation – Hightower
- 10.) Discussion and possible action regarding servicing Unit 6 water and wastewater - Kier
- 11.) Discussion and possible action regarding Preliminary Budget for all five (5) funds – Hightower
- 12.) Discussion and possible action regarding closing the District’s 401k plan with Pension Advisors and John Hancock - Rodriguez
- 13.) Discussion and possible action regarding the following matters from the Road Committee –
- a) Monthly meeting update
- 14.) Board suggestions on future agenda items-
- a. Commercial water and sewer rates;
  - b. Establish advisory committee with representatives of the Property Owners Association and the District relating to future uses or disposition of reserves
  - c. Establishment of Capital Improvement Plan (once new General Manager is in place)
  - d. Request of Qualifications for IT Services and Engineering Services
  - e. Other future agenda items.
- 15.) Discussion and possible action regarding Release of Liens held by District on Real Property – Rodriguez
- 16.) Discussion and possible action regarding Order Declaring Property to be Surplus and Authorizing Disposition Thereof- Hightower

- 17.) The Board of Directors will meet in a closed/executive session pursuant to Texas Government Code, Chapter 551, to discuss the following:
- a.) Section 551.071 – Consultations with attorney concerning District lands located in reserve areas, advisory committee membership and social media postings.
  - b.) Section 551.072 – Deliberation Regarding Sale or Conveyance of Real Property
- 18.) The Board of Directors will reconvene into open session to discuss, consider, and/or take any actions necessary related to the executive sessions noted herein, or regular agenda items, and/or related items.
- a.) Discussion and possible action regarding Consultation with Attorney
  - b.) Discussion and possible action regarding Sale or Conveyance of Real Property

19.) Adjourn



Alma Rodriguez

Authorized Signature

The Board of Directors may go into Executive Session at any time during the meeting pursuant to the applicable section of Subchapter D, Chapter 551, Texas Government Code, of the Texas Open Meetings Act, on any of the matters set forth on this agenda. No final action, decision or vote will be taken on any subject or matter in Executive Session.

The District is committed to compliance with the Americans with Disabilities Act. Reasonable modifications and equal access to communications will be provided upon request. Please call 512-321-1688 for further information.

**PURSUANT TO SECTION 30.06 PENAL CODE (TRESPASS BY HOLDER WITH A CONCEALED HANDGUN), A PERSON LICENSED UNDER SUBCHAPTER H, CHAPTER 411, GOVERNMENT CODE (HANDGUN LICENSING LAW), MAY NOT ENTER THIS PROPERTY WITH A CONCEALED HANDGUN.**

**DE ACUERDO CON LA SECCIÓN 30.06 DEL CÓDIGO PENAL (DEL ALLANAMIENTO POR PORTADOR DE LICENCIA CON UN ARMA DE FUEGO OCULTA), UNA PERSONA CON LICENCIA BAJO EL SUBCAPÍTULO H, CAPÍTULO 411, CÓDIGO DE GOBIERNO (LEY DE ARMAS OCULTAS), NO PUEDE ENTRAR A ESTA PROPIEDAD CON UN ARMA OCULTA.**

Agenda

Item # 7

Consent

Agenda

Minutes of the Regular Meeting of the  
BASTROP COUNTY WATER CONTROL AND IMPROVEMENT DISTRICT #2

A regular meeting of the Board of Directors of Bastrop County Water Control and Improvement District #2 was held on Thursday, September 20, 2018, beginning at 6:30 p.m. at the Conference Center, 106 Conference Drive, Bastrop, TX. 78602.

**Present BCWCID #2 Board Members:**

Mary Beth O'Hanlon, President  
Butch Carmack, Vice President  
Sam Kier, Treasurer  
Scott Ferguson, Secretary  
Karen Pinard, Director

**BCWCID #2 Staff/Other Professionals:**

Tony Corbett, Attorney  
Tyler Walsh, Operations Manager  
Alma Rodriguez, District Administrator

- 1.) Call to Order and Establish a Quorum  
President O'Hanlon called the meeting to order at 6:30 p.m. A quorum of Board members was present.
- 2.) Pledge of Allegiance  
President O'Hanlon led the Pledge of Allegiance.
- 3.) Texas State Flag  
President O'Hanlon led the Pledge of Allegiance to the Texas Flag.
- 4.) Public Comments/Announcements (The Board respectfully requests that persons limit comments to three (3) minutes. Under the Open Meeting Act, the Board may not deliberate or take action in response to any matter raised during public comment that is not a separate agenda item.)  
President O'Hanlon announced the new General Manger Paul Hightower will be starting on Monday, September 24.

Pierre Wilson resides at 115 Kaaawa wanted to know with the new equipment could we show pictures that people bring to the Board.

President O'Hanlon responded yes we will have the capability to show pictures.

Gwen Winters asked if anyone was hurt in the accident that happened today.

Tyler Walsh stated no one was hurt, the drive shaft went out on the truck which caused him to jackknife into the ditch.

Jo Anne Egitto wanted to say it is an exciting time in Tahitian Village with all the growth and gives a shout out to the road committee there were quite a few people that attended the meeting and their gave input. The Road Committee meetings are now being held a week prior to the Board meetings.

Mrs. Egitto was also very pleased that Ulupau Circle has not been conveyed to the County but has concerns about the egress road connecting to an unfinished road.

5.) Discussion and possible action regarding scheduling of future meeting dates:

- a. Regular Board of Director's Meeting for Thursday, October 18, 2018.

Director Pinard stated she will not be in attendance at the October meeting.

President O'Hanlon stating the October meeting will be held on October 18<sup>th</sup> at 6:30 p.m.

6.) CONSENT AGENDA: *(Consent Agenda items are generally routine. Unless removed by a member of the Board or General Manager, items listed on the consent agenda may be acted on together and without prior discussion.)*

- a. Approval of minutes from the August 14, 2018 Regular Meeting of the Board of Directors; and
- b. Approval of monthly financials report for August 2018.

Alma Rodriguez stated water operating has a CD up for renewal on October 8 for \$150,000 and she is requesting approval from the Board for water to loan road construction the amount of the CD to cover the expense of about \$148,000 for Phase II of the road construction projects for this year.

Director Kier stated the District should receive about \$400,000 by the end of the year to pay water back and he asked about the status of the FEMA Projects.

Alma Rodriguez stated she just received an invoice from FEMA and they are requesting additional information on the Koolua Project so she is gathering the information.

Director Pinard stated she just doesn't want to make it a habit.

**Motion: Sam Kier moved to approve a temporary loan from Water to Road Construction with the condition this loan will be paid back to Water by December 31, 2018. Seconded: Butch Carmack. Vote: Four (4) in favor, motion carries.**

**Motion: Sam Kier moved to approve the Consent Agenda items. Seconded: Karen Pinard. Vote: Four (4) in favor, motion carries.**

7.) Discussion and possible action regarding the following matters-

Tyler Walsh reported on the following items.

- a. Report on installation of replacement water meters.

As of today 151 meters have been installed. The weather has slowed down the project some but should be completed by the end of October.

- b. Report relating to Status of Trihalomethanes (TTHM) water quality compliance

The testing results for the TTHM's has exceeded the EPA MCL of 80 mg/l. At the last Board meeting, approval was granted to initiate a pilot study to determine the best option for reduction in the TTHM's. We have reduced the production rate of well no. 3 to help lower the TTHM's. The pilot test will commence on September 24 and should take about 2 weeks.

It is important to note that the question about explosion proof motor for the aerator has been posed to the contractor/supplier. No answer as of today. With methane gas this could be an issue.

- c. Update on Hydraulic Study

The maps prepared by Befco Engineering have been reviewed by District staff and we are moving forward on the Hydraulic Study.

- d. Report relating to construction of driveway on District facilities at 249 Tahitian Drive.

Alma Rodriguez stated there is a picture of the water meter and a diagram in your packet. The diagram shows the owners responsibility. We also discussed this item with Tony Corbett and he prepared a Customer Notice and Acknowledgement Policy for the Boards approval and review.

- e. Review and Approval of Customer Notice and Acknowledgement Policy relating to construction of improvements on District facilities

**Motion: Karen Pinard moved to approve the Customer Notice and Acknowledgement Policy and Director Kier added to motion to establish a procedure. Seconded: Sam Kier. Vote: Four (4) in favor, motion carries.**

- f. Report relating to Status of Road Projects – 2017 & 2018

For 2017 projects only 40% of the road have been completed.

WJC is about 30% complete on the Phase II of the roadway project but has had many rain delay which has put them about two weeks out.

President O'Hanlon asked what would be the percentage of the 2018 roads being paved.

Director Kier stated zero.

There was a material increase to \$18.00 a ton.

There are some drainage issues on Puu Waa Waa that Mr. Walsh will get with Tony Corbett next week on this.

- g. Report regarding preparation of plans and specifications for future road improvement projects  
A meeting was held last week reviewing roadway plans and proposed plans.

Currently the District only does a Survey with minor topo shown such as iron rods and existing roadways.

We are proposing the following plans for Future road improvements:

- Survey with boundary, contours, right of lines
- Physical features, such as roadway, driveways, fire hydrants, power poles, meters, wastewater items, retaining walls, flower beds, etc.
- Existing drainage features with culverts and flowlines
- Perform H&H studies for culvert sizing
- Show drainage features, such as culverts and drainage ditches
- Show new and existing roadways with tie in into driveways
- Plans to be submitted to County Engineer for review and approval prior to bidding process
- Prepare a detailed specification package with itemized bid sheet for the various items needed on the project. This should incorporate any changes to plans by County.
- Advertise and receive bids with award by Board of Directors
- Hold a public meeting for all the citizens affected by the roadway project

Director Kier stated his biggest concerns is the cost of engineering. This process will cost about \$25k to \$50k additional per mile.

Director Pinard asked why the District couldn't use the County's engineer for the road projects.

President O'Hanlon stated she would be willing to discuss this with the County but this will have to look at the most cost effective ways. We need better project management on these projects with County because nothing is documented.

Tony Corbett stated the Interlocal Agreement needs to be updated.

The direction from the Board is to have the new general manager review the process and bring it back to the Board.

- h. Repair and maintenance recommendations for District water plants and lift stations  
5S Construction has completed the electrical work on the lift stations. The concrete work will start next week.

Well #1 we are waiting on a transducer.

- i. Approve installation of Fencing at District maintenance building  
Alma Rodriguez stated the District received 2 bids for fencing. Woolery's bid was for \$31,567.40 and Barrientos Construction's bid was for \$41,900.

Tyler Walsh stated this is for a six foot black fence.

**Motion: Karen Pinard moved to approve the bid from Woolery Custom Fence for the amount of \$31,567.40. Seconded: Sam Kier. Vote: Four (4) in favor, motion carries.**

- j. Approve contract for landscaping and mowing services  
Alma Rodriguez stated the Board approved the contract last month pending Tony Corbett's review. Mr. Corbett had some revisions to the contract. Gene Kruppa and I met with IHS Landscaping and he agreed to the terms of the contract. The will start mowing October 1<sup>st</sup>.

- k. Water, Wastewater and Road Repairs, Maintenance, and Improvement Projects  
Tyler Walsh stated we have been working with E1 on a pump replacement program. There are 150 grinder pumps that need to be replaced. The cost will be \$1,750 per pump for a total of \$262,500.

Director Pinard stated this will be very beneficial to the District.

**Motion: Karen Pinard moved to approve the grinder pump replacement in the amount of \$262,500. Seconded: Sam Kier. Vote: Four (4) in favor, motion carries.**

Director Kier asked about staffing and repairs on fire hydrants.

Tyler Walsh stated Matthew Bumstead has been rehired and we have one applicant going through the pre-employment process.

Alma Rodriguez stated we just received her back ground today.

Tyler Walsh stated there are 3 that need to be completely dug up and we are watching 3 others.

Pierre Wilson asked about the installation of the standpipe.

President O'Hanlon stated that is on hold for the moment we will need to do some more research on the standpipe.

- 8.) Discussion and possible action relating to request from Roy and Delfina Lozano to waive disconnection fee for termination of service arising out of non-payment

**Motion: Sam Kier moved to deny the request from Roy and Delfina Lozano.  
Seconded: Mary Beth O'Hanlon. Vote: Four (4) in favor, motion carries.**

- 9.) Discussion and possible action regarding Emergency Water Interconnect Agreement between the City of Bastrop and the District  
Alma Rodriguez stated Trey Job sent over an Interlocal Agreement that they used with Aqua Water. Tony Corbett made some revisions and it was sent back to the City of Bastrop for their review.

**Motion: Karen Pinard moved to table this item until we hear back from the City of Bastrop. Seconded: Sam Kier. Vote: Four (4) in favor, motion carries.**

- 10.) Discussion and possible action on needed projects for the District (capital and non-capital projects)  
President O'Hanlon stated she placed this time on the agenda and she feels we need a workshop. The Board needs to help the general manager to prioritize the list of projects.

Director Kier stated he would like to have a workshop the week of the board meeting.

Director Pinard stated she will be back on October 24.

President O'Hanlon will work on scheduling a workshop the week of October 29<sup>th</sup>.

- 11.) Discussion and possible action on road maintenance priorities  
President O'Hanlon stated there has been a lot of discussion about the road maintenance funds. It appears to many residents that road maintenance funds go to new homes being built and very little of the funds go to roads that many of us live on. We need to take a deeper look at how we budget road maintenance and the percentage of road construction.

After Board discussion, President O'Hanlon will take this to the road committee to bring the Board some recommendations.

- 12.) Discussion and possible action on summary-level reports of financial activities  
President O'Hanlon stated she has heard from residents about financial and making them easy to read like a one page report.

Director Kier stated he created a one page document that is in the packet.

- 13.) Discussion and possible action on statutory compliance related to the Road Plan  
President O'Hanlon stated at a previous meeting we were asked to make sure we are in compliant with the statue and come back to the Board in September.

Director Kier stated the only thing we lack is the depth which we can put into the Interlocal Agreement, state that this is an update to the master plan and also add the cost of completion to the annual audit.

President O'Hanlon stated we can do more.

14.) Discussion relating to the County's proposed egress road from ColoVista  
President O'Hanlon stated this item was on the agenda last month and should have been taken off but she did hear Judge Pape attended the TVPOA meeting and stated the county will not be doing anything for road improvements for the District which is different from what the Commissioner stated.

15.) Discussion and possible action regarding the following matters from the Road Committee –

a) Monthly meeting update

Director Ferguson stated at the road committee meeting several residents voiced their concern of the lack of completion of road construction.

Jo Anne Egitto stated some voiced concerns about the roads that will never be paved will we continue to pay road fees.

President O'Hanlon stated once the District has paved all the roads that meet the criteria for paving then the roads not being paved will be abandon and roads fees will stop.

b) Road Committee request the Board to create a committee which includes a volunteer to develop guidelines for the reporting/prioritizing of road maintenance work orders

Director Ferguson is requesting the Board to create a committee for developing guidelines for reporting and prioritizing of road maintenance work orders.

The Board stated the committee could make recommendations and bring them back to the board.

c) Developing a plan to give lot owners access to their lots on undeveloped roads or provide road fee relief if access is not available

A property owner on Makaha would like relief of road constructions fees since they cannot get to their property.

According to the statue the District cannot make any concessions to road fees.

16.) Board suggestions on future agenda items-

a. Commercial water and sewer rates;

b. Establish advisory committee with representatives of the Property Owners Association and the District relating to future uses or disposition of reserves

- c. Establishment of Capital Improvement Plan (once new General Manager is in place)
- d. Other future agenda items.

The Board would like to add rebidding of IT services and Engineering Services to future agenda items.

- 17.) Discussion and possible action regarding Release of Liens held by District on Real Property  
Alma Rodriguez presented the Release of Liens.

**Motion: Karen Pinard moved to approve the Release of Liens. Seconded: Sam Kier. Vote: Four (4) in favor, motion carries.**

- 18.) The Board of Directors will meet in a closed/executive session pursuant to Texas Government Code, Chapter 551, to discuss the following:
  - a.) Section 551.072 - Deliberations regarding the sale of Real Property
  - b.) Section 551.074 – Deliberation regarding Personnel Matters

President O’Hanlon announced at 8:44 p.m. that the Board will meet in Executive Session.

- 19.) The Board of Directors will reconvene into open session to discuss, consider, and/or take any actions necessary related to the executive sessions noted herein, or regular agenda items, and/or related items.
  - a.) Discussion and possible action regarding Real Property
  - b.) Discussion and possible action regarding Personnel Matters

The Board adjourned Executive Session at 9:00 p.m.

No action or decisions were made in Executive Session.

- 20.) Adjourn

**Motion: Sam Kier moved to adjourn. Seconded: Butch Carmack. Vote: Four (4) in favor, motion carries.**


MEETING ADJOURNED AT 9:00 P.M.

---

Board Director

---

Date



MUNICIPAL ACCOUNTS  
& CONSULTING, L.P.

**Bastrop County Water Control &  
Improvement District No. 2**

**Bookkeeper's Report**

September 30, 2018

**Bastrop WCID No 2 - Water/Wastewater**  
**Cash Flow Report - Operating Water Account**  
As of September 30, 2018

Num	Name	Memo	Amount	Balance
<b>BALANCE AS OF 09/01/2018</b>				<b>\$529,882.94</b>
<b>Receipts</b>				
	Payment from Standby Fund		304.00	
	Payment from Road Fund		18,450.12	
	Payment from Road Fund		4,560.00	
	Interest Earned on Checking		65.14	
	Interest Earned on CD		1,188.21	
	Interest Earned on CD		1,062.31	
	Refund from AT&T		25.37	
	Accounts Receivable-W		222,619.20	
	Accounts Receivable - Pump/TWDB Reserve		11,797.33	
	Accounts Receivable-W		3,216.88	
<b>Total Receipts</b>				<b>263,288.56</b>
<b>Disbursements</b>				
21976	Elliott Electric Supply Corp	Repair & Maintenance	(30.00)	
21977	Lowe's Business Account	Materials	(951.29)	
21978	Quill Corporation	Office Supplies	(196.38)	
21979	Time Warner Cable	Telephone/Internet	(156.38)	
21980	Tyler Technologies Inc	Maint Agreement Incode	(854.78)	
21981	We Rent It	Field Equipment Rental	(2,345.14)	
21982	Alma Rodriguez.	Mileage Reimbursement	(96.30)	
21983	Ameriflex Business Solutions	Flexible Spending	(141.52)	
21984	AT&T	Telephone Expense - Lift Station	(112.95)	
21985	AT&T Mobility	Telephone Expense	(61.46)	
21986	Bastrop Copier	Copier	(222.00)	
21987	Bastrop WCID No 2	Petty Cash Replenish	(96.07)	
21988	Card Service Center	Credit Card Expense	(155.14)	
21989	Coeus Networks	Computer Tech	(1,092.50)	
21990	Imperative Information Group, Inc.	Pre-Employment Screening	(145.00)	
21991	Lost Pines Groundwater Conservation Distr	Ground Water Assessment	(1,634.95)	
21992	Matrix Imaging Solutions (C)	Printing	(321.84)	
21993	Municipal Accounts & Consulting L.P.	Bookkeeping Fees	(3,410.53)	
21994	Wells Fargo Vendor Fin Serv	Office Equip Lease	(451.86)	
21995	Wex Bank	Fuel	(1,195.26)	
21996	WJC Constructors, LLC	Contracted Taps	(4,000.00)	
21997	Xerox Corporation	Office Leased Equipment	(397.20)	
21998	Aqua Water Supply Corporation	Water Samples	(425.00)	
21999	Austin Armature Works, LP	Repair & Maintenance	(1,267.69)	
22000	Bastrop Air Conditioning & Heating LLC	Building Repairs	(125.00)	
22001	BEFCO Engineering, Inc	Engineering Fee - Water Tank Site	(4,210.00)	
22002	Cintas Corporation #86	Uniforms	(825.36)	
22003	DPC Industries, Inc.	Chemicals	(1,058.29)	
22004	Elliott Electric Supply Corp	Repair & Maintenance	(90.28)	
22005	Environmental Improvements, Inc	Grinder Pump Repair	(17,436.63)	
22006	Fluid Meter Service, Corp	Meters	(21,800.00)	
22007	Johnson Lab & Supply Inc.	Materials & Maintenance	(342.00)	
22008	McLean & Howard, LLP	Legal Fees	(2,825.00)	
22009	Professional Image Communications	Answering Service	(190.00)	
22010	Smith Supply Company	Culvert	(1,916.75)	
22011	Unum Life Insurance Company	Insurance Premium	(310.71)	
22012	USABluebook	Materials & Maintenance	(649.21)	

Bastrop WCID No 2 - Water/Wastewater  
**Cash Flow Report - Operating Water Account**  
As of September 30, 2018

Num	Name	Memo	Amount	Balance
<b>Disbursements</b>				
22013	WC of Texas LLC-C	Garbage Expense	(76.13)	
22014	We Rent It	Field Equipment Rental	(589.68)	
22015	Freida Reed.	Mileage Reimbursement	(56.08)	
22016	John W White	Customer Deposit Refund	(18.88)	
22017	Matthew J Brown & Lucas Thresher	Customer Deposit Refund	(138.30)	
22018	Leo P Heil	Customer Deposit Refund	(161.83)	
22019	Steve & Cathy Curby	Customer Deposit Refund	(147.37)	
22020	Stephanie & James Mohr	Customer Deposit Refund	(88.77)	
22021	1 Stop Leasing	Customer Deposit Refund	(149.70)	
22022	Perry & Sheila Lowe	Customer Deposit Refund	(11.23)	
22023	Ryan & Lauren Majors	Customer Deposit Refund	(124.59)	
22024	Ameriflex Business Solutions	FSA Purchases	(36.44)	
22025	Bastrop WCID No 2 - W/W	WasteWater Service	(143.77)	
22026	Bastrop WCID No 2 - Water	Purchase Water Expense	(271.08)	
22027	Dickens Locksmith, Inc.	Locksmith	(158.00)	
22028	DPC Industries, Inc.	Chemicals	(170.00)	
22029	DSHS Central Lab MC2004	Water Samples	(207.70)	
22030	Elliott Electric Supply Corp	Maintenance	(450.38)	
22031	Environmental Improvements, Inc	Grinder Pump Repair	(4,000.00)	
22032	Ferguson Enterprises, Inc. #1105	Materials & Maintenance	(3,920.60)	
22033	Fluid Meter Service, Corp	Meters	(4,500.00)	
22034	Frontier Communications	Answering Service	(65.96)	
22035	Humana	Insurance Premium	(6,694.46)	
22036	Lower Colorado River Authority	Lab Fees	(750.00)	
22037	Neopost USA Inc.	Office Equipment Lease	(413.21)	
22038	Quill Corporation	Office Supplies	(67.44)	
22039	Time Warner Cable	Telephone/Internet	(100.51)	
ACH	Texas Workforce Commission	Q3 Unemployment	(1,862.62)	
EFT	Bastrop WCID No 2	TCDRS - Retirement Payment	(6,396.50)	
EFT	Bluebonnet Electric Coop	Utility	(7,517.86)	
EFT	City of Bastrop	Purchase Sewer Service	(11,608.79)	
FEE	First National Bank	Safe Deposit Rental	(40.00)	
INT/SRV	Bastrop WCID No 2	Credit Card Discount Fees	(2,007.67)	
INT/SRV	Bastrop WCID No 2	Customer Charge Back Items	(75.45)	
INT/SRV	Bastrop WCID No 2	SubUser Admin Fees	(55.09)	
PAYROLL	Bastrop WCID No 2 - Water	Payroll - 08/29/2018 - 09/11/2018	(11,722.73)	
PAYROLL	Bastrop WCID No 2 - Water	Payroll - 09/12/2018 - 09/25/2018	(12,376.65)	
PAYROLL	John Hancock	401K Payments - John Hancock	(901.83)	
PAYROLL	John Hancock	401K Payments - John Hancock	(870.87)	
PAYROLL	Alliance Payroll	Payroll Fees	(205.10)	
PAYROLL	United States Treasury	Payroll Liabilites	(7,591.90)	
RCT/TRN	Bastrop WCID No 2	Transfer to WW-Annual TWDB - August	(30,734.69)	
RCT/TRN	Bastrop WCID No 2	Transfer to Water Reserve Savings - August	(5,423.77)	
<b>Total Disbursements</b>			<u>(194,444.10)</u>	
<b>BALANCE AS OF 09/30/2018</b>				<u><u>\$598,727.40</u></u>

Bastrop WCID No 2 - Water/Wastewater  
**Cash Flow Report - TWDB WW Account**  
 As of September 30, 2018

Num	Name	Memo	Amount	Balance
BALANCE AS OF 09/01/2018				\$572.00
<b>Receipts</b>				
	No Receipts Activity		0.00	
Total Receipts				0.00
<b>Disbursements</b>				
	No Disbursements Activity		0.00	
Total Disbursements				0.00
BALANCE AS OF 09/30/2018				<u>\$572.00</u>

Bastrop WCID No 2 - Standby  
**Cash Flow Report - Standby Operating Account**  
 As of September 30, 2018

Num	Name	Memo	Amount	Balance
BALANCE AS OF 09/01/2018				\$123,855.19
<b>Receipts</b>				
	Accounts Receivable		<u>1,092.00</u>	
Total Receipts				1,092.00
<b>Disbursements</b>				
2922	Bastrop WCID No 2 Water	AP & Allocation	<u>(304.00)</u>	
Total Disbursements				<u>(304.00)</u>
BALANCE AS OF 09/30/2018				<u><u>\$124,643.19</u></u>

**Bastrop WCID No 2 - Roads**  
**Cash Flow Report - Road Const Operating Account**  
**As of September 30, 2018**

Num	Name	Memo	Amount	Balance
<b>BALANCE AS OF 09/01/2018</b>				<b>\$72,618.13</b>
<b>Receipts</b>				
	Accounts Receivable		61,543.37	
<b>Total Receipts</b>				<b>61,543.37</b>
<b>Disbursements</b>				
4883	Sarah Loucks, Bastrop Cty Dist. Clerk	VOID: Filing Fees	0.00	
4888	Bastrop County, Commissioner Precinct 1	Road Project	(6,261.45)	
4889	Bastrop Sign Shop	Signs	(209.49)	
4890	Texas Aggregates, LP	Capital Outlay	(3,341.96)	
4891	WJC Constructors, LLC	Capital Outlay	(14,614.00)	
4892	Denton Navarro Rocha Bernal & Zech, P.C.	Legal Fee	(205.00)	
4893	McCreary, Veselka, Bragg & Allen PC	Legal Fees - 03-20-0496 Oralia M Avalos	(589.50)	
4894	WJC Constructors, LLC	Capital Outlay	(46,939.80)	
4895	Bastrop County, Commissioner Precinct 1	Capital Outlay	(221.70)	
4896	Bastrop WCID No 2 Water	Reimbursement	(23,010.12)	
4897	BEFCO Engineering, Inc.	Engineering	(3,322.50)	
4898	McCreary, Veselka, Bragg & Allen PC	Legal Fees - 05-24-1382/1383(R28389/R28389) La	(279.90)	
4899	Smith Supply Company	Materials & Maintenance	(4,538.40)	
4900	Texas Aggregates, LP	Materials & Maintenance	(2,382.75)	
4901	McCreary, Veselka, Bragg & Allen PC	Legal Fees - 04-09-1237/1238 R2738/R27377 Tim	(304.83)	
4902	McCreary, Veselka, Bragg & Allen PC	Legal Fees - 05-22-1268 Terra Loma Interest Inc	(460.40)	
4903	McCreary, Veselka, Bragg & Allen PC	Legal Fees - 03-07-0132 Rene Devooght	(185.85)	
4904	McCreary, Veselka, Bragg & Allen PC	Legal Fees - 02-08-0755/0756/0757(R23097/R231	(274.05)	
4905	McCreary, Veselka, Bragg & Allen PC	Legal Fees -05-19-1163/1164 Josphe B Bifford Jr	(319.50)	
4906	Bastrop Sign Shop	Signs	(70.01)	
4907	Bastrop Tree Service, Inc.	Tree Removal	(5,050.00)	
4908	McCreary, Veselka, Bragg & Allen PC	Legal Fees - 03-01-0004/0005(R31555/R31546) Ja	(266.85)	
4909	Sarah Loucks, Bastrop Cty Dist. Clerk	August 2018 Suits	(48.00)	
4910	McCreary, Veselka, Bragg & Allen PC	Legal Fees -September 2018 Sheriff Sale	(2,401.28)	
4911	Vulcan Construction Materials, LLC	Capital Outlay	(6,763.12)	
FEES	Bastrop WCID No 2 RC	Credit Card Discount Fees	(241.35)	
TRF	Bastrop WCID No 2 Standby	CC Payments Due to Standby	(90.00)	
<b>Total Disbursements</b>				<b>(122,391.81)</b>
<b>BALANCE AS OF 09/30/2018</b>				<b>\$11,769.69</b>

**Bastrop County Water Control & Improvement District No. 2**

**Account Balances**

As of September 30, 2018

Financial Institution (Acct Number)	Issue Date	Maturity Date	Interest Rate	Account Balance	Notes
<b>Fund: Water/Wastewater</b>					
<b>Certificates of Deposit</b>					
CENTRAL BANK (XXXXX0649)	01/05/2018	10/08/2018	1.25 %	150,000.00	Water
GREEN BANK (XXXXX4260)	01/05/2018	11/05/2018	1.00 %	150,000.00	Water
FIRST NATIONAL BANK BASTR (XXXXX4188)	11/18/2016	11/18/2018	1.05 %	153,053.21	Water
COMPASS BANK-PREMIER (XXXXX4906)	01/05/2018	12/05/2018	1.28 %	150,000.00	Water
ICON BANK (XXXXX3438)	01/05/2018	01/10/2019	1.25 %	150,000.00	Water
CADENCE BANK (XXXXX8631)	08/09/2018	02/11/2019	2.00 %	150,000.00	Water
BUSINESS BANK OF TX, NA (XXXXX425)	09/06/2018	03/05/2019	2.10 %	150,000.00	Water
<b>Money Market Funds</b>					
AMEGY BANK - TRUST (XXXXX1041)	01/01/2017		1.20 %	622,327.88	WW-ESC TWDB Loan
FIRST NATIONAL BANK BASTR (XXXXX3903)	01/01/2017		0.25 %	86,752.45	WW-TWDB 5 Yr Res
FIRST NATIONAL BANK BASTR (XXXXX4385)	01/01/2017		0.25 %	560,421.77	WW-Annual TWDB
FIRST NATIONAL BANK BASTR (XXXXX5076)	01/01/2017		0.25 %	70,870.04	Water MM
FIRST NATIONAL BANK BASTR (XXXXX7248)	01/01/2017		0.25 %	99,157.53	W-TWDB 5 Yr Res
FIRST NATIONAL BANK BASTR (XXXXX3543)	01/01/2017		0.25 %	90,654.80	Water Cap Improv
<b>Checking Account(s)</b>					
FIRST NAT BASTR-CKING (XXXXX1469)			0.10 %	598,727.40	Operating - Water
FIRST NAT BASTR-CKING (XXXXX3289)			0.10 %	572.00	TWDB WW
<b>Totals for Water/Wastewater Fund:</b>				<b>\$3,182,537.08</b>	
<b>Fund: Standby</b>					
<b>Checking Account(s)</b>					
ROSCOE STATE BANK (XXXXX2687)			0.10 %	124,643.19	Standby Operating
<b>Totals for Standby Fund:</b>				<b>\$124,643.19</b>	
<b>Fund: Roads</b>					
<b>Money Market Funds</b>					
ROSCOE STATE BANK (XXXXX3131)	01/01/2016		0.50 %	20,179.87	Road Const MM
<b>Checking Account(s)</b>					
ROSCOE STATE BANK (XXXXX2709)			0.10 %	11,769.69	Road Const Operating
<b>Totals for Roads Fund:</b>				<b>\$31,949.56</b>	
<b>Grand total for Bastrop County Water Control &amp; Improvement District No. 2:</b>				<b>\$3,339,129.83</b>	

**Bastrop WCID No 2 - Water/Wastewater  
Actual vs Budget Water**

September 2018

	Sep 18	Budget	Jan - Sep 18	YTD Budget	Annual Budget
<b>Ordinary Income/Expense</b>					
<b>Income</b>					
<b>Water-Revenue</b>					
14110 • TV Water Sales	148,122	91,667	997,602	825,000	1,100,000
14115 • Water Late Charge Income	3,169	2,083	25,406	18,750	25,000
14120 • TV Tap Fees	12,000	15,000	233,925	135,000	180,000
14125 • Capital Reserve Fee	0	5,000	0	45,000	60,000
14130 • Water Line Bore	850	583	28,350	5,250	7,000
14135 • Water Line Extension	0	833	0	7,500	10,000
14140 • Backflow Inspections	0	500	1,350	4,500	6,000
14145 • Returned Check Fee	0	25	0	225	300
14148 • Pools	0	33	440	300	400
14150 • Maps Sold	0	25	156	225	300
14155 • Office Rents	275	375	2,475	3,375	4,500
14160 • Other Income-W	40	0	12,682	0	0
14170 • Reconnect Fee	450	833	8,150	7,500	10,000
14175 • Interest-W	125	292	2,319	2,625	3,500
14180 • Copies & Faxes	0	4	11	37	50
14185 • FEMA Payments	0	0	2,224	0	0
14190 • Irrigation Systems	0	25	0	225	300
<b>Total Water-Revenue</b>	<b>165,031</b>	<b>117,279</b>	<b>1,315,089</b>	<b>1,055,513</b>	<b>1,407,350</b>
<b>Total Income</b>	<b>165,031</b>	<b>117,279</b>	<b>1,315,089</b>	<b>1,055,513</b>	<b>1,407,350</b>
<b>Expense</b>					
<b>Water-Expense</b>					
<b>16100 • Payroll</b>					
16100a • Salaries	28,356	42,083	342,951	378,750	505,000
16100b • Over Time	1,028	1,500	13,656	13,500	18,000
16100c • Double Time	317	250	1,749	2,250	3,000
16100d • Holiday	1,539	1,833	17,913	16,500	22,000
16100f • Annual Leave	1,333	1,667	19,406	15,000	20,000
16100g • Sick	504	417	7,968	3,750	5,000
16100h • Personal Time	268	308	925	2,775	3,700
16100i • Bonus	0	1,667	10,000	15,000	20,000
16100j • Moving	3,916	0	2,160	0	0
16100k • FICA	2,514	3,000	31,042	27,000	36,000
16100l • 401K	0	167	526	1,500	2,000
16100m • Retirement-Life	4,707	1,727	111,376	73,818	79,000
16100n • SUTA	1,863	167	1,863	1,500	2,000
16100o • Longevity Pay	0	875	0	7,875	10,500
16100p • PUTA	5	0	410	0	0
16100q • On Call Pay	374	417	3,590	3,750	5,000
<b>Total 16100 • Payroll</b>	<b>46,722</b>	<b>56,077</b>	<b>565,533</b>	<b>562,968</b>	<b>731,200</b>
<b>16110 • Health Insurance</b>					
16110a • Insurance-Medical	6,326	11,300	71,172	101,700	135,600
16110b • Insurance-Dental	267	175	1,930	1,575	2,100
16110c • Insurance-Vision	61	133	742	1,200	1,600
16110d • HSA	0	150	900	1,350	1,800

**Bastrop WCID No 2 - Water/Wastewater  
Actual vs Budget Water  
September 2018**

	Sep 18	Budget	Jan - Sep 18	YTD Budget	Annual Budget
16110e · Insurance-Life	373	292	3,848	2,625	3,500
<b>Total 16110 · Health Insurance</b>	<b>7,030</b>	<b>12,050</b>	<b>78,592</b>	<b>108,450</b>	<b>144,600</b>
16117 · Payroll Service Fee	205	0	2,254	0	0
16118 · Hand Tools	0	167	3,149	1,500	2,000
16120 · Wellness Program	0	25	0	225	300
16121 · Uniforms-W	0	583	4,359	5,250	7,000
16122 · Mileage	799	83	2,946	750	1,000
16123 · Vehicle Usage	0	500	2,508	4,500	6,000
16124 · Admin Allocations	(5,504)	(7,917)	(65,765)	(71,250)	(95,000)
16125 · PPE Allocations	(5,746)	(8,667)	(71,140)	(78,000)	(104,000)
16125a · BOM Salary Reimburs from WW	(6,760)	(10,083)	(83,694)	(90,750)	(121,000)
16126 · Answering Service	190	333	1,710	3,000	4,000
16127 · Repairs-Contracted-W	110	417	1,010	3,750	5,000
16128 · Maint Agreement-Hand Held	0	150	1,560	1,560	1,800
16128a · Contracted Taps - Water	0	583	0	5,250	7,000
16129 · Maint Agreement-Incode-W	0	1,000	8,407	9,000	12,000
16130 · Office Equip Lease	1,302	1,000	11,412	9,000	12,000
16131 · Pest Control	0	25	69	225	300
16132 · Maint Agreement-Printer	0	83	0	750	1,000
16133a · Security Agreement	0	25	0	225	300
16135 · Garbage	76	125	685	1,125	1,500
16136 · Cleaning-Maint Building	0	83	1,125	750	1,000
16137 · Backflow Inspection	0	33	0	300	400
16138 · Chemicals-Chlorine	1,808	1,333	12,059	12,000	16,000
16138a · Contract Labor	0	417	1,150	3,750	5,000
16139 · Field Equip Rental-W	2,345	417	8,187	8,187	5,000
16140 · Fuel-W	0	792	6,933	7,125	9,500
16141 · Repairs & Maint-W	0	1,500	2,383	13,500	18,000
16142 · Materials-W	2,259	5,417	44,663	48,750	65,000
16144 · Safety Supplies-W	0	333	1,658	3,000	4,000
16145 · Damage Claims	0	83	43,883	750	1,000
16145a · Meter Maintenance	0	42	0	375	500
16146 · Water Samples	0	542	6,315	4,875	6,500
16147 · Repairs & Maint-Water Well	82	1,667	13,005	15,000	20,000
16149 · Computer-W	1,093	1,500	17,017	13,500	18,000
16150 · Depreciation-W	16,764	14,167	150,875	127,500	170,000
16151 · Dues & Subscriptions	0	67	715	600	800
16152 · Election Costs	0	417	1,940	3,750	5,000
16153 · Fax	0	8	3	75	100
16154 · Late Fees-W	0	125	162	1,125	1,500
16155 · Internet	0	167	0	1,500	2,900
16156 · Printing-W	529	417	7,038	3,750	5,900
16156a · Janitorial Supplies	0	17	0	150	200
16157 · Office Supplies-W	605	417	3,667	3,750	5,000
16158 · Misc-W	213	167	3,013	1,500	2,000
16159 · Medical-W	0	33	0	300	400
16160 · Misc Office-W	0	208	1,668	1,875	2,500
16161 · Pre-Employment Screening	304	5	518	45	60
16162 · Random Drug Screening	0	13	0	113	150
16163 · Postage	20	750	8,680	6,750	9,000

**Bastrop WCID No 2 - Water/Wastewater**  
**Actual vs Budget Water**  
September 2018

	Sep 18	Budget	Jan - Sep 18	YTD Budget	Annual Budget
16164 · Public Notice	377	250	2,239	2,250	3,000
16165 · Telephone-W	470	500	6,639	4,500	6,000
16166 · License-W	0	208	283	1,875	2,500
16166a · Advertising	0	42	0	375	500
16167 · Bank Fees-W	95	417	395	3,750	5,000
16169 · TCEQ Fees-W	0	667	0	6,000	8,000
16171 · CC Fees	2,008	1,417	21,675	12,750	17,000
16172 · Interest Bonds-W	111	2,333	19,001	21,000	28,000
16174 · Accounting-W	1,152	1,167	12,397	10,500	14,000
16175 · Appraiser	0	83	0	750	1,000
16176 · Audit-W	0	667	9,000	6,000	8,000
16177 · Engineering-W	435	250	20,725	2,250	3,000
16178 · Legal-W	0	833	19,416	7,500	10,000
16179 · Insurance-W					
16179a · Insurance-Property-W	0	458	0	4,125	5,500
16179b · Insurance-Vehicles-W	0	142	0	1,275	1,700
16179c · Insurance-Misc-W	0	17	0	150	200
16179d · Insurance-E&O-W	0	42	0	375	500
16179e · Insurance-Liability-W	0	75	0	675	900
16179f · Insurance-Bonding	0	25	1,456	225	300
16179g · Insurance-FSA	78	417	1,347	3,750	5,000
16179h · Insurance-WC-W	0	333	853	3,000	4,000
16179i · Insurance- Wells	0	458	0	4,125	5,500
<b>Total 16179 · Insurance-W</b>	<b>78</b>	<b>1,967</b>	<b>3,656</b>	<b>17,700</b>	<b>23,600</b>
16180 · Repairs-Bldg-W	381	167	664	1,500	2,000
16181 · Repairs-Equip-W	0	333	362	3,000	4,000
16182 · Repairs-Vehicles-W	35	500	2,015	4,500	6,000
16182a · Yard Maintenance-Mowing	0	250	0	2,250	3,000
16183 · Travel					
16183a · Travel-Air	0	38	0	338	450
16183b · Travel-Lodging	0	350	201	3,150	4,200
16183c · Travel-Meals	51	58	532	525	700
16183d · Travel-Rental Car	0	21	0	188	250
<b>Total 16183 · Travel</b>	<b>51</b>	<b>467</b>	<b>732</b>	<b>4,200</b>	<b>5,600</b>
16184 · Training-W	0	208	1,015	1,875	2,500
16185 · Electricity					
16185a · Electricity-Maint Bldg	0	142	1,578	1,275	1,700
16185b · Electricity-Office Bldg	0	583	4,046	5,250	7,000
16185c · Electricity-Wells	0	4,167	32,882	37,500	50,000
16185d · Electricity-WW Lift Station	0	42	722	375	500
<b>Total 16185 · Electricity</b>	<b>0</b>	<b>4,933</b>	<b>39,229</b>	<b>44,400</b>	<b>59,200</b>
16186 · Water-Maint Bldg	0	142	1,100	1,275	1,700
16187 · Water-Office Bldg	0	142	1,284	1,275	1,700
16188 · Computer Supplies	27	42	6,243	375	500
16189 · Labor-Service Lines & Tap-W	12,500	0	27,250	0	0
16196 · Permits	0	100	0	900	1,200

**Bastrop WCID No 2 - Water/Wastewater**  
**Actual vs Budget Water**  
 September 2018

	Sep 18	Budget	Jan - Sep 18	YTD Budget	Annual Budget
16197 - Small Equipment Purchases	0	333	0	3,000	4,000
<b>Total Water-Expense</b>	<b>82,164</b>	<b>96,111</b>	<b>995,572</b>	<b>923,276</b>	<b>1,211,610</b>
<b>Total Expense</b>	<b>82,164</b>	<b>96,111</b>	<b>995,572</b>	<b>923,276</b>	<b>1,211,610</b>
<b>Net Ordinary Income</b>	<b>82,867</b>	<b>21,168</b>	<b>319,517</b>	<b>132,237</b>	<b>195,740</b>
<b>Other Income/Expense</b>					
<b>Other Expense</b>					
<b>Capital Outlay-W</b>					
17100 - Vehicles-W	0	3,000	31,573	54,000	60,000
17101 - Equipment-W	0	833	1,539	7,500	10,000
17102 - Meters-W	9,060	7,500	114,860	87,500	110,000
17104 - Software-W	599	0	48,017	30,000	30,000
17105 - Computer Replacement-W	0	417	0	3,750	5,000
17106 - Line Extension-W	0	0	51,093	50,000	60,000
17107 - Buildings-W	0	1,667	6,858	15,000	20,000
17108 - Water Line Improvements-W	0	2,500	12,024	22,500	30,000
17109 - Capital Outlay Culverts-W	2,600	10,000	54,081	100,000	120,000
17121 - Water Well Cap Improv-W	0	58,333	0	525,000	700,000
<b>Total Capital Outlay-W</b>	<b>12,259</b>	<b>84,250</b>	<b>320,043</b>	<b>895,250</b>	<b>1,145,000</b>
<b>Total Other Expense</b>	<b>12,259</b>	<b>84,250</b>	<b>320,043</b>	<b>895,250</b>	<b>1,145,000</b>
<b>Net Other Income</b>	<b>(12,359)</b>	<b>(84,250)</b>	<b>(320,043)</b>	<b>(895,250)</b>	<b>(1,145,000)</b>
<b>Net Income</b>	<b>70,608</b>	<b>(63,082)</b>	<b>(526)</b>	<b>(763,013)</b>	<b>(949,260)</b>

**Bastrop WCID No 2 - Water/Wastewater**  
**Actual vs Budget Wastewater**  
September 2018

	Sep 18	Budget	Jan - Sep 18	YTD Budget	Annual Budget
<b>Ordinary Income/Expense</b>					
<b>Income</b>					
Wastewater-Revenue					
14215 · WW Fees	58,572	56,250	513,175	506,250	675,000
14220 · WW Bore	0	583	7,550	5,250	7,000
14225 · WW Tap Fees	7,707	14,167	294,940	127,500	170,000
14230 · Pump Maintenance	518	417	4,428	3,750	5,000
14235 · Debt Service Reserve Fee	12,874	7,417	113,124	66,750	89,000
14275 · Interest-WW Reserve	23	25	196	225	300
14276 · Interest-WW	950	167	5,994	1,500	2,000
14280 · Other Income-WW	0	500	0	4,500	6,000
<b>Total Wastewater-Revenue</b>	<b>80,644</b>	<b>79,525</b>	<b>939,407</b>	<b>715,725</b>	<b>954,300</b>
<b>Total Income</b>	<b>80,644</b>	<b>79,525</b>	<b>939,407</b>	<b>715,725</b>	<b>954,300</b>
<b>Expense</b>					
Wastewater-Expense					
16221 · Uniforms-WW	0	583	3,989	5,250	7,000
16222 · W/W Salary Allocations	6,760	10,083	83,694	90,750	121,000
16229 · Maint Agreement-Incode-WW	0	333	2,171	3,000	4,000
16233 · Lift Station Admin Service Fee	0	33	1,150	300	400
16239 · Field Equip Rental-WW	0	167	6,591	1,500	2,000
16240 · Fuel-WW	0	775	6,933	6,975	9,300
16241 · Repairs & Maint-WW	0	1,333	10,681	12,000	16,000
16242 · Materials-WW	2,814	2,917	28,470	26,250	35,000
16243 · Meter Testing-WW	0	17	150	150	200
16244 · Safety Supplies-WW	0	200	2,057	1,800	2,400
16247 · Repairs & Maint-Lift Stat-WW	0	500	6,043	4,500	6,000
16248 · Grinder Pump Repair-WW	0	0	17,613	20,000	20,000
16250 · Depreciation-WW	37,347	35,833	336,125	322,500	430,000
16251 · Tools	0	83	2,096	750	1,000
16257 · Office Supplies-WW	0	17	0	150	200
16258 · Misc-WW	0	50	0	450	600
16259 · Medical-WW	0	25	300	225	300
16260 · Op & Maint-City of Bastrop-WW	11,609	11,917	153,014	107,250	143,000
16265 · Telephone-WW	0	83	119	750	1,000
16266 · License-WW	0	50	346	450	600
16268 · Filing Fees-WW	0	33	882	300	400
16269 · TCEQ Fees-WW	0	267	0	2,400	3,200
16272 · Interest Bonds-WW	13,381	13,250	120,425	119,250	159,000
16274 · Accounting-WW	1,024	1,000	11,028	9,000	12,000
16276 · Audit-WW	0	750	8,000	6,750	9,000
16277 · Engineering-WW	0	250	315	2,250	3,000
16278 · Legal-WW	0	83	0	750	1,000
16279 · Insurance-WW					

**Bastrop WCID No 2 - Water/Wastewater**  
**Actual vs Budget Wastewater**  
September 2018

	Sep 18	Budget	Jan - Sep 18	YTD Budget	Annual Budget
16279a · Insurance-Property-WW	0	250	0	2,250	3,000
16279b · Insurance-Vehicles-WW	0	150	0	1,350	1,800
16279c · Insurance-Misc-WW	0	42	0	375	500
16279d · Insurance-E&O-WW	0	42	0	375	500
16279e · Insurance-Liability-WW	0	75	0	675	900
16279h · Insurance-WC-WW	0	417	853	3,750	5,000
<b>Total 16279 · Insurance-WW</b>	<b>0</b>	<b>975</b>	<b>853</b>	<b>8,775</b>	<b>11,700</b>
16280 · Repairs-Bldg WW	0	167	0	1,500	2,000
16281 · Repairs-Equip-WW	0	250	216	2,250	3,000
16282 · Repairs-Vehicles-WW	35	333	1,390	3,000	4,000
16283 · Yard Maintenance-Mowing	0	208	0	1,875	2,500
16284 · Training-WW	0	83	0	750	1,000
16285 · Electricity-Lift Stations	0	417	2,120	3,750	5,000
16286 · Water-Lift Stations	0	167	1,238	1,500	2,000
16289 · Labor-Service Lines & Tap-WW	0	0	750	0	0
16294 · Travel - Lodging	0	42	0	375	500
16295 · Travel - Meals	0	17	0	150	200
16296 · Travel - Rental Car	0	17	0	150	200
16297 · Small Equipment Purchaes-WW	0	83	0	750	1,000
<b>Total Wastewater-Expense</b>	<b>72,969</b>	<b>83,392</b>	<b>808,759</b>	<b>770,525</b>	<b>1,020,700</b>
<b>Total Expense</b>	<b>72,969</b>	<b>83,392</b>	<b>808,759</b>	<b>770,525</b>	<b>1,020,700</b>
<b>Net Ordinary Income</b>	<b>7,674</b>	<b>(3,867)</b>	<b>130,648</b>	<b>(54,800)</b>	<b>(66,400)</b>
<b>Other Income/Expense</b>					
<b>Other Expense</b>					
<b>Capital Outlay-WW</b>					
17200 · Vehicles-WW	0	0	31,573	30,000	30,000
17201 · Equipment-WW	0	250	0	2,250	3,000
17206 · WW Line Extensions-WW	0	833	0	7,500	10,000
17208 · Wastewater Improv-WW	0	2,083	0	18,750	25,000
17211 · Capital Outlay Grinder Pumps-WW	4,000	8,333	148,499	91,667	100,000
<b>Total Capital Outlay-WW</b>	<b>4,000</b>	<b>11,500</b>	<b>180,071</b>	<b>150,167</b>	<b>168,000</b>
<b>Total Other Expense</b>	<b>4,000</b>	<b>11,500</b>	<b>180,071</b>	<b>150,167</b>	<b>168,000</b>
<b>Net Other Income</b>	<b>(4,000)</b>	<b>(11,500)</b>	<b>(180,071)</b>	<b>(150,167)</b>	<b>(168,000)</b>
<b>Net Income</b>	<b>3,674</b>	<b>(15,367)</b>	<b>(49,423)</b>	<b>(204,967)</b>	<b>(234,400)</b>

**Bastrop WCID No - Roads**  
**Actual vs Budget-RC**  
September 2018

	Sep 18	Budget	Jan - Sep 18	YTD Budget	Annual Budget
<b>Ordinary Income/Expense</b>					
<b>Income</b>					
Road Construction-Revenue					
34210 · Assessments	83,256	91,167	820,414	820,500	1,094,000
34215 · Assessments-Prior to 97	2,496	833	12,227	7,500	10,000
34220 · Late Fee	4,593	0	56,197	25,000	25,000
34225 · Late Fee- Prior	45	100	1,275	900	1,200
34235 · Lien Fees	5,412	2,083	31,331	18,750	25,000
34240 · Deed Admin Fee	0	100	23,768	900	1,200
34245 · Returned Check Fee	0	0	152	0	0
34250 · Filing Fees	1,859	250	2,018	2,250	3,000
34255 · Driveway	40	150	2,120	1,350	1,800
34260 · Other Income-RC	0	0	870	0	0
34265 · Attorney Fees	4,698	833	19,543	7,500	10,000
34270 · Allocation to Maintenance Fund	(13,666)	(13,667)	(122,994)	(123,000)	(164,000)
34274 · Admin Alloc to R/M 10%	0	908	0	8,175	10,900
34275 · Interest-RC	12	83	199	750	1,000
34280 · Sale of Real Property	0	500	0	4,500	6,000
<b>Total Road Construction-Revenue</b>	<b>88,745</b>	<b>83,342</b>	<b>847,121</b>	<b>775,075</b>	<b>1,025,100</b>
<b>Total Income</b>	<b>88,745</b>	<b>83,342</b>	<b>847,121</b>	<b>775,075</b>	<b>1,025,100</b>
<b>Expense</b>					
Road Construction-Expense					
36210 · Salary Allocations from Water	5,746	8,667	71,140	78,000	104,000
36224 · Admin Allocations from Water-RC	5,322	7,917	62,054	71,250	95,000
36229 · Maint Agreement-Incode-RC	0	417	4,634	3,750	5,000
36239 · Field Equip Rental	0	125	225	1,125	1,500
36241 · Repair & Maint-RC	0	42	0	375	500
36242 · Materials-RC	3,375	0	14,491	0	0
36245 · Damage Claims	0	0	24	0	0
36258 · Misc	0	417	2,779	3,750	5,000
36263 · Postage	0	750	3,359	6,750	9,000
36264 · Public Notices	0	0	0	0	0
36268 · Filing Fees	2,401	417	7,202	3,750	5,000
36270 · Bad Debt	0	7,000	0	63,000	84,000
36271 · CC Fees	241	500	4,011	4,500	6,000
36272 · Attorney Fees (County)	0	250	0	2,250	3,000
36274 · Accounting	704	708	7,530	6,375	8,500
36276 · Audit-RC	0	0	5,500	8,000	8,000
36277 · Engineering-RC	0	833	12,270	7,500	10,000
36278 · Legal-RC	856	417	27,921	3,750	5,000
36279 · Insurance	0	0	0	0	0
36279h · Insurance- WC	0	0	711	0	0

**Bastrop WCID No - Roads**  
**Actual vs Budget-RC**  
September 2018

	Sep 18	Budget	Jan - Sep 18	YTD Budget	Annual Budget
Total 36279 · Insurance	0	0	711	0	0
36280 · Other Professional Fees	0	83	0	750	1,000
36294 · Road Fees Written Off	21,722	1,417	47,822	12,750	17,000
36295 · Lien Fees Written Off	3,600	500	9,405	4,500	6,000
36296 · Road Late Fees Written Off	5,025	583	12,534	5,250	7,000
36297 · Road Prior Written Off	14,433	0	33,830	15,583	17,000
36298 · Attorney Fees Written Off	12,842	500	22,544	4,500	6,000
36299 · Standby Fees Written Off	900	125	2,040	1,125	1,500
36300 · Standby Late Fees Written Off	450	83	990	750	1,000
<b>Total Road Construction-Expense</b>	<b>77,617</b>	<b>31,750</b>	<b>353,016</b>	<b>309,333</b>	<b>406,000</b>
<b>Total Expense</b>	<b>77,617</b>	<b>31,750</b>	<b>353,016</b>	<b>309,333</b>	<b>406,000</b>
<b>Net Ordinary Income</b>	<b>11,128</b>	<b>51,592</b>	<b>494,105</b>	<b>465,742</b>	<b>619,100</b>
<b>Other Income/Expense</b>					
<b>Other Expense</b>					
Road Construction-Capital					
37285 · Capital Outlay-RC	108,265	50,500	528,491	473,500	606,000
<b>Total Road Construction-Capital</b>	<b>108,265</b>	<b>50,500</b>	<b>528,491</b>	<b>473,500</b>	<b>606,000</b>
<b>Total Other Expense</b>	<b>108,265</b>	<b>50,500</b>	<b>528,491</b>	<b>473,500</b>	<b>606,000</b>
<b>Net Other Income</b>	<b>(108,265)</b>	<b>(50,500)</b>	<b>(528,491)</b>	<b>(473,500)</b>	<b>(606,000)</b>
<b>Net Income</b>	<b>(97,137)</b>	<b>1,092</b>	<b>(34,387)</b>	<b>(7,758)</b>	<b>13,100</b>

**Bastrop WCID No - Roads**  
**Actual vs Budget-RM**  
September 2018

	Sep 18	Budget	Jan - Sep 18	YTD Budget	Annual Budget
<b>Ordinary Income/Expense</b>					
<b>Income</b>					
Road Maintenance-Revenue					
34110 · Donations	0	833	0	7,500	10,000
34160 · Other-RM	0	16,667	0	150,000	200,000
34165 · FEMA Payments	0	0	8,614	0	0
34176 · Transfer from Road Construction	13,666	13,667	122,994	123,000	164,000
34180 · Admin Allocaitons-RM	0	7,917	0	71,250	95,000
<b>Total Road Maintenance-Revenue</b>	<b>13,666</b>	<b>39,083</b>	<b>131,608</b>	<b>351,750</b>	<b>469,000</b>
<b>Total Income</b>	<b>13,666</b>	<b>39,083</b>	<b>131,608</b>	<b>351,750</b>	<b>469,000</b>
<b>Expense</b>					
Road Maintenance-Expense					
36127 · Repairs- Contracted-RM	0	0	362,381	260,000	260,000
36128 · Contract Labor- RM	0	5,000	0	45,000	60,000
36139 · Field Equipment Rental- RM	0	500	10,922	4,500	6,000
36141 · R&M-RM	0	83	15,243	750	1,000
36142 · Materials-RM	5,025	2,917	72,295	26,250	35,000
36144 · Safety Supplies-RM	0	17	0	150	200
36146 · Equip. Small	0	83	0	750	1,000
36147 · Permit Fees	0	42	0	375	500
36174 · Accounting	160	167	1,711	1,500	2,000
36176 · Audit-RM	0	0	1,250	4,000	4,000
36177 · Engineering-RM	0	1,667	7,530	15,000	20,000
36178 · Legal-RM	0	167	700	1,500	2,000
36179 · Insurance-WC-RM	0	0	426	0	0
<b>Total Road Maintenance-Expense</b>	<b>5,185</b>	<b>10,642</b>	<b>472,460</b>	<b>359,775</b>	<b>391,700</b>
<b>Total Expense</b>	<b>5,185</b>	<b>10,642</b>	<b>472,460</b>	<b>359,775</b>	<b>391,700</b>
<b>Net Ordinary Income</b>	<b>8,481</b>	<b>28,442</b>	<b>(340,852)</b>	<b>(8,025)</b>	<b>77,300</b>
<b>Net Income</b>	<b>8,481</b>	<b>28,442</b>	<b>(340,852)</b>	<b>(8,025)</b>	<b>77,300</b>

**Bastrop WCID No 2 - Standby**  
**Actual vs Budget**  
September 2018

	Sep 18	Budget	Jan - Sep 18	YTD Budget	Annual Budget
<b>Ordinary Income/Expense</b>					
Income					
25300 · Pine Forest Standby	0	2,500	5,085	22,500	30,000
25400 · Pine Forest Standby-Prior	0	208	0	1,875	2,500
25500 · TV Standby	84	1,333	9,188	12,000	16,000
25600 · Late Fees	180	167	3,330	1,500	2,000
25700 · Lien Fees	0	67	240	600	800
25710 · Attorney Fees	0	25	6,444	225	300
<b>Total Income</b>	<b>264</b>	<b>4,300</b>	<b>24,287</b>	<b>38,700</b>	<b>51,600</b>
Expense					
27110 · Admin Allocations	182	792	3,711	7,125	9,500
27120 · Maint. Agreement- Incode	0	167	577	1,500	2,000
27130 · Office Supplies	0	25	66	225	300
27135 · Filing Fees	0	17	0	150	200
27140 · Postage	0	133	0	1,200	1,600
27155 · Miscellaneous Expense	0	25	0	225	300
27157 · Appraiser/Surveyor	0	250	0	2,250	3,000
27160 · Accounting	160	167	1,810	1,500	2,000
27170 · Audit	0	208	1,250	1,875	2,500
27180 · Engineering	0	333	0	3,000	4,000
27190 · Legal	0	0	4,438	0	0
<b>Total Expense</b>	<b>342</b>	<b>2,117</b>	<b>11,851</b>	<b>19,050</b>	<b>25,400</b>
<b>Net Ordinary Income</b>	<b>(78)</b>	<b>2,183</b>	<b>12,436</b>	<b>19,650</b>	<b>26,200</b>
<b>Other Income/Expense</b>					
Other Expense					
27195 · Drainage	0	0	5,558	0	0
<b>Total Other Expense</b>	<b>0</b>	<b>0</b>	<b>5,558</b>	<b>0</b>	<b>0</b>
<b>Net Other Income</b>	<b>0</b>	<b>0</b>	<b>(5,558)</b>	<b>0</b>	<b>0</b>
<b>Net Income</b>	<b>(78)</b>	<b>2,183</b>	<b>6,878</b>	<b>19,650</b>	<b>26,200</b>

**Bastrop WCID No 2 - Water/Wastewater**  
**Balance Sheet**  
As of September 30, 2018

	Sep 30, 18
<b>ASSETS</b>	
<b>Current Assets</b>	
Checking/Savings	
11110 · Operating - Water	598,727.40
11220 · TWDB WW	572.00
<b>Total Checking/Savings</b>	599,299.40
<b>Other Current Assets</b>	
Accounts Receivable	
11150 · Accounts Receivable-W	30,645.98
11250 · Accounts Receivable - WW	10,610.23
<b>Total Accounts Receivable</b>	41,256.21
11120 · Petty Cash	215.00
11130 · Cash Drawer	250.00
11140 · Time Deposits-W	1,313,735.58
11160 · Allowance for Doubtful-W	(10,176.94)
11171 · Due from Standby-W	342.40
11172 · Due from RM-W	160.00
11173 · Due from RC-W	14,829.89
11180 · Utility Deposits-W	920.00
11185 · Due from Others	1,756.00
11230 · Time Deposits-WW	1,269,502.10
11260 · Allowance for Doubtful-WW	(4,414.45)
<b>Total Other Current Assets</b>	2,628,375.79
<b>Total Current Assets</b>	3,227,675.19
<b>Fixed Assets</b>	
11190 · Accumulated Depreciation-W	(3,091,059.19)
11191 · Land-W	161,641.00
11192 · Bldgs & Equipment-W	4,777,548.49
11290 · Accumulated Depreciation-WW	(2,269,753.34)
11291 · Land-WW	14,525.00
11292 · Bldgs & Equipment-WW	7,438,146.98
<b>Total Fixed Assets</b>	7,031,048.94
<b>TOTAL ASSETS</b>	<b>10,258,724.13</b>
<b>LIABILITIES &amp; EQUITY</b>	
<b>Liabilities</b>	
<b>Current Liabilities</b>	
Accounts Payable	
12000 · Accounts Payable	43,085.34
<b>Total Accounts Payable</b>	43,085.34
<b>Other Current Liabilities</b>	
12140 · Accrued Salaries	17,092.67
12144 · FSA Employee Flexible Spending	253.86
12145 · Benefit Liability	(8,847.56)
12160 · Deposits	214,000.00
12170 · Due to TCEQ-W	4,831.36
12180 · Groundwater Assessments Pay-W	1,653.00
12270 · Due to TCEQ-WW	2,575.09

**Bastrop WCID No 2 - Water/Wastewater**  
**Balance Sheet**  
As of September 30, 2018

	Sep 30, 18
12280 · Bonds Payable-TWDB-WW	5,815,000.00
12281 · Bond Interest Payable	47,225.39
Total Other Current Liabilities	6,093,783.81
Total Current Liabilities	6,136,869.15
Total Liabilities	6,136,869.15
<b>Equity</b>	
13110 · Unrestricted Fund Balance-W	1,536,850.74
13120 · Restricted Fund Balance-Bond	65,000.00
13140 · Capital Assets Fund Balance-W	1,834,568.00
13220 · Unrestricted Fund Balance-WW	954,218.76
13240 · Capital Assets Fund Balance-WW	(193,791.00)
Net Income	(74,991.52)
Total Equity	4,121,854.98
<b>TOTAL LIABILITIES &amp; EQUITY</b>	<b>10,258,724.13</b>

**Bastrop WCID No - Roads**  
**Balance Sheet**  
As of September 30, 2018

	Sep 30, 18
<b>ASSETS</b>	
<b>Current Assets</b>	
Checking/Savings	
31210 · Road Const Operating	11,769.69
<b>Total Checking/Savings</b>	11,769.69
<b>Other Current Assets</b>	
31230 · Time Deposits-RC	20,179.87
31250 · Accounts Receivable-RC	2,369,506.59
31260 · Allowance for Doubtful-RC	(2,193,543.46)
<b>Total Other Current Assets</b>	196,143.00
<b>Total Current Assets</b>	207,912.69
<b>TOTAL ASSETS</b>	<b>207,912.69</b>
<b>LIABILITIES &amp; EQUITY</b>	
<b>Liabilities</b>	
<b>Current Liabilities</b>	
Accounts Payable	
32000 · Accounts Payable	54,783.60
<b>Total Accounts Payable</b>	54,783.60
<b>Other Current Liabilities</b>	
32150 · Due to Water-RM	160.00
32250 · Due to Water-RC	14,829.89
<b>Total Other Current Liabilities</b>	14,989.89
<b>Total Current Liabilities</b>	69,773.49
<b>Total Liabilities</b>	69,773.49
<b>Equity</b>	
33130 · Fund Balance-RM	199,655.49
33220 · Fund Balance-RC	313,722.04
Net Income	(375,238.33)
<b>Total Equity</b>	138,139.20
<b>TOTAL LIABILITIES &amp; EQUITY</b>	<b>207,912.69</b>

**Bastrop WCID No 2 - Standby**  
**Balance Sheet**  
As of September 30, 2018

	Sep 30, 18
<b>ASSETS</b>	
<b>Current Assets</b>	
Checking/Savings	
21100 · Standby Operating	124,643.19
<b>Total Checking/Savings</b>	124,643.19
<b>Other Current Assets</b>	
21500 · Accounts Receivable	537,437.18
21600 · Allowance for Bad Debts	(508,533.91)
<b>Total Other Current Assets</b>	28,903.27
<b>Total Current Assets</b>	153,546.46
<b>TOTAL ASSETS</b>	<b>153,546.46</b>
<b>LIABILITIES &amp; EQUITY</b>	
<b>Liabilities</b>	
<b>Current Liabilities</b>	
Other Current Liabilities	
22200 · Due to Water	342.40
<b>Total Other Current Liabilities</b>	342.40
<b>Total Current Liabilities</b>	342.40
<b>Total Liabilities</b>	342.40
<b>Equity</b>	
23010 · Fund Balance	146,325.70
Net Income	6,878.36
<b>Total Equity</b>	153,204.06
<b>TOTAL LIABILITIES &amp; EQUITY</b>	<b>153,546.46</b>

Bastrop County Water Control & Improvement District No. 2

**District Debt Service Payments**

07/01/2018 - 06/30/2019

Paying Agent	Series	Date Due	Date Paid	Principal	Interest	Total Due
<b>Debt Service Payment Due 12/01/2018</b>						
Amegy Bank of Texas	2016	12/01/2018		245,000.00	94,450.75	339,450.75
		<b>Total Due 12/01/2018</b>		<b>245,000.00</b>	<b>94,450.75</b>	<b>339,450.75</b>
<b>Debt Service Payment Due 06/01/2019</b>						
Amegy Bank of Texas	2016	06/01/2019		0.00	92,674.50	92,674.50
		<b>Total Due 06/01/2019</b>		<b>0.00</b>	<b>92,674.50</b>	<b>92,674.50</b>
		<b>District Total</b>		<b>\$245,000.00</b>	<b>\$187,125.25</b>	<b>\$432,125.25</b>

\$K

Cash	September	August	
	Current Month	Last Month	Delta

Water Waste Water			
Checking	599	531	68
CDs	1,053	1,053	0
Money Market	908	870	38
TWDB	622	622	0
<b>Total Water / Waste Water</b>	<b>3,182</b>	<b>3,076</b>	<b>106</b>
Stand-by	125	124	1
Roads			
Checking	12	73	-61
Money Market	20	20	0
<b>Total Roads</b>	<b>32</b>	<b>93</b>	<b>-61</b>
<b>Total Cash</b>	<b>3,339</b>	<b>3,293</b>	<b>46</b>

Financials

\$K

	C/M Act	YTD Act	YTD Budget	FY Budget
Water				
Revenue	165	1,315	1,055	1,407
Expense	82	996	923	1,211
Capital	12	320	895	1,145
Net	71	-1	-763	-949

Notes:

Tank Project Not Yet Started			467	700
------------------------------	--	--	-----	-----

	C/M Act	YTD Act	YTD Budget	FY Budget
Waste Water				
Revenue	81	939	716	954
Expense	73	809	771	1,020
Capital	4	180	150	168
Net	4	-50	-205	-234

Notes:

Taps (Rev)	8	295	128	170
Pumps (Exp)	4,000	148	92	100

	C/M Act	YTD Act	YTD Budget	FY Budget
Road Construction				
Revenue	89	847	775	1,025
Expense	78	353	309	406
Capital	108	528	474	606
Net	-97	-34	-8	13

Notes:

Fees (late admin, etc higher t  
RC Costs are higher than planned but have not been billed

	C/M Act	YTD Act	YTD Budget	FY Budget
Road Maintenance				
Revenue	13	132	351	469
Expense	5	472	360	392
Capital				
Net	8	-340	-9	77

Notes:

Pilings Project Over Estimate Awaiting Reimbursements from FEMA  
Budget is 200K for FEMA Unfunded Requests are: \$382

	C/M Act	YTD Act	YTD Budget	FY Budget
Standby				
Revenue	0	24	39	52
Expense	0	2	19	25
Capital				
Net	0	22	20	27

Notes:

# Agenda

## Item # 8

Discussion,  
Possible action and  
Updates from  
General Manager

**BOARD OF DIRECTORS  
BASTROP COUNTY WCID NO. 2**

**General Manager's Update**

**October 18, 2018**

**8a. Installation of radio read water meters**

Original contract was about 422 radio read meters to be installed. There has been 295 meters installed as of 10/16/2018.

**8b. Status of TTHM compliance:**

We began the pilot study on September 25th to determine the best option for reduction in the TTHM's. Samples were submitted to the lab and we will be doing a 2<sup>nd</sup> round of tests this week for comparison with another lab.

**8c. Update on hydraulic study**

We have met with BEFCO and updated the maps. They are aiming for the November board meeting but unsure if they will have a completed analysis ready or not by then.

**BOARD OF DIRECTORS**  
**BASTROP COUNTY WCID NO. 2**

**8d. Report relating to status of road projects 2017 & 2018**

- The first portion of the 2018 roadway project awarded to WJC is 100% complete based. According to the County, all work is acceptable. All the density tests passed. The county will be applying an oil emulsion in the next 2-3 weeks to help protect these surfaces for paving next year and to help keep the dust down. The County has not paved any of these roadways. They are still completing the 2017 roadways and about 74% of the 2017 roadways have been paved to date. The last 2 for paving is Konahuanui and Puuwaawaa.
- The second portion of the 2018 roadway project (2.63 miles) was awarded to WJC in August and they are about 65% complete on this second portion. The material for the remaining 4 roads (Upola Ct, Ohana Ct, Haou Ct and Paia Ct) is currently being delivered pending the weather and will be completed as soon as possible.

**8e. Grinder Pump update:**

Staff have met with EI 2 and devised a plan to start accepting 20 pumps a month to work into our replacement plan. EI 2 have agreed as well to offer free delivery for these motors on a monthly basis. To be noted, we also saved an additional \$15,000 on this contract negotiating the pump pricing. Final was \$1,650 @ 150 motors for a total of \$247,500.

**BOARD OF DIRECTORS**  
**BASTROP COUNTY WCID NO. 2**

**8f. Update on district water plants and lift stations:**

The wet well coating for lift station 2 has been completed. We are currently waiting for the manhole to be completed and a few touch ups to the inside of the wet well. We are currently waiting on a transducer and call box for Station #1. The other electrical projects have started and will be completed at the other stations as weather permits.

**8g. Update on fencing at the maintenance building:**

We went to the City of Bastrop's planning meeting for our permit. There are a few items that have been discussed with BEFCO that Bastrop is requiring. This is being updated currently and we will have a report at the next board meeting.

**8h. FEMA road repairs on Ulupua:**

We have received a bid from WJC and Terra Excavation will have theirs ready by the board meeting for review. This is for 200' of erosion control and sediment removal along the retaining wall to help keep it in place.

**BOARD OF DIRECTORS**  
**BASTROP COUNTY WCID NO. 2**

**8i. Overall FEMA update:**

- Ulupau Cr: erosion control noted above (C)
- Nanakuli: cul-de-sac on the south side needs more drainage work and base. Had been completed before but not maintained or finished. (B)
- Kahalulu: needs some rock and shaping of the ditch. (B)
- West Wiamea: need 24” culvert installed across roadway, pipe is on site. (C)
- Aloha: needs rip rap and flowable fill at wye (B)
- Aloha: landslides were filled but following the last major rain event, it was washed away due to no vegetation. (B/C)  
Contractor will be bringing in fill dirt for the area
- Bali Hai: needs fill material (B)
- Waikiki: needs more base added...never finished past Bali Hai (C)
- Iva: needs more base (C)
- Helemano Dr: needs more material (C)
- Makaha: need to extend pipes to get to a larger pitch for fall. District benched the washout but slid after the last rain. Flowable fill may be a better solution. The wastewater line also needs to be lowered but in being so deep, we may need to bring in a contractor for this. (B/C)
- Nene (KoleKole): need to extend 48” pipe to protect the water main thru the drainage ditch.

**BOARD OF DIRECTORS**  
**BASTROP COUNTY WCID NO. 2**

**8i continued:**

- Wailupe Cr: northern entrance needs more base area located by the last driveway
- Heleakala Dr: needs the scope of work for 3.5” material base to be completed

**8j. Water, wastewater, road repairs, maintenance & improvement projects update:**

At this point, the only major repairs or projects we are currently working on is the TTHM issues, lift station and electrical upgrades mentioned above. Future topics of discussion will be planning for our Unit 3 & 5 drainage study, discussion on a new storage facility or standpipe and communications plan updates.

Staff recommends to start a maintenance program on our current roads. We need to fill potholes and care for what we have now which in the long run, will decrease our annual maintenance.

**BOARD OF DIRECTORS**  
**BASTROP COUNTY WCID NO. 2**

**8k. Discussion on 2019 road construction projects:**

The staff's recommendation for 2019 is to not start any new construction to allow the county time to get the roads paved and caught up. As mentioned above, we need to properly maintain our current along with the 2017 and 2018 roads so that our overall maintenance of these roads doesn't go up. The largest problem with putting base down and getting too far ahead is the erosion factor. Not having these paved on-time or within a schedule is allowing for more erosion to set in, which is our primary cause of maintenance now.

There is currently 2.56 miles set for 2019 road plan. The board would need to make an amendment to our 2-year plan to allow the planning and survey stage be started in spring of 2019 with construction to begin in 2020. This would allow the district to get ahead on the maintenance of our current roads.

**8l. Road Master Plan update:**

No update at this time.

**8m. Fire Hydrant repair update:**

Staff compiled a list of fire hydrant repairs needed in prior months. Staff have started the repairs and some amendments have been made as items have been found in the system. Repairs are 72% completed to date.

**BOARD OF DIRECTORS**  
**BASTROP COUNTY WCID NO. 2**

**9. Emergency Interconnect with Aqua WSC update:**

Mr. Kruppa had received the information back from AWSC and they proposed a connection upgrading the current 2" line to an 8" and installing a vault with backflow protection and meter for approximately \$63,000.

**HYDRANTS IN NEED OF REPAIR – APRIL 2018**

<b><i>Number</i></b>	<b><i>Location</i></b>	<b><i>Hydrant type</i></b>	<b><i>Type of repair</i></b>	<b><i>status</i></b>
<b>1</b>	Kaanapali & Akaloa	American Darling	MJ leak/discharge side of lead valve/possible hydrant main valve	To be scheduled out/ Excavation required
<b>2</b>	Kaanapali & Molokini	American Darling	Possible MJ leak/discharge side of lead valve	To be scheduled out/ Excavation required
<b>3</b>	Kaanapali & Kulua	American Darling	Replace hydrant main valve	To be scheduled out/ Excavation required
<b>4</b>	Kamakoa & Kawela	American Darling	Replace hydrant main valve	To be scheduled out/ Excavation required
<b>5</b>	Keawakapu & Ninole		Hydrant works, new, think it was a misprint	<b>CONFIRMED/COMPLETE</b>
<b>6</b>	East Kikipua	Clow <b>2002</b>	Replace hydrant main valve	<b>CONFIRMED/COMPLETE</b>
<b>7</b>	West Kikipua	Clow <b>2002</b>	Replace hydrant main valve	<b>CONFIRMED/COMPLETE</b>
<b>8</b>	Pohakuloa	American Darling	Replace hydrant main valve	To be scheduled out/ Excavation required
<b>9</b>	Pohakuloa	Clow	Flushed sediment from main valve	<b>CONFIRMED/COMPLETE</b>
<b>10</b>	Waikakaaua past Pohakuloa	American Darling	Flushed sediment from main valve	<b>CONFIRMED/COMPLETE</b>
<b>11</b>	North Pohakea	Clow	Replace hydrant main valve	<b>CONFIRMED/COMPLETE</b>
<b>12</b>	Akaloa & Wailupe	American Darling	Flushed sediment from main valve	<b>CONFIRMED/COMPLETE</b>
<b>13</b>	Margie's Way & Brittany	Clow	Flushed sediment from main valve	<b>CONFIRMED/COMPLETE</b>
<b>14</b>	Puuwaawaa	American Darling	Flushed sediment from main valve	<b>CONFIRMED/COMPLETE</b>
<b>15</b>	Kaanapali across from Waialeale	American Darling	Flushed sediment from main valve	<b>CONFIRMED/COMPLETE</b>
<b>16</b>	Wainee & Lopa Ct.	American Darling	Flushed sediment from main valve	<b>CONFIRMED/COMPLETE</b>
<b>17</b>	Homonu	American Darling	Hydrant worked	<b>CONFIRMED/COMPLETE</b>
<b>18</b>	Pahalawe & Pukoo	American Darling	Flushed sediment from main valve	<b>CONFIRMED/COMPLETE</b>

**HYDRANTS IN NEED OF REPAIR – APRIL 2018**

Number	Location	Hydrant type	Type of repair	status
19				
20	Pahoiki	American Darling	Sediment blown from main valve	CONFIRMED/COMPLETE
21	Kaanapali & Keo Keo	American Darling	Sediment blown from main valve	CONFIRMED/COMPLETE
22	Huanama	American Darling	Believe hydrant main valve will not seat	CONFIRMED/COMPLETE
23	NanaKuli & Kaupa	American Darling 1997	Replace 2" thread connections	CONFIRMED/COMPLETE
24	197 AKaloa	American Darling	Sediment blown from main valve	CONFIRMED/COMPLETE
25	Industry lot 1692	American Darling	Remove and transfer location	To be scheduled out/ Excavation required
26				

**5 HYDRANTS ARE NON OPERATIONAL**

Agenda

Item # 9

Interconnect  
with Aqua  
Water



September 17, 2018

Ms. Patricia Hernandez  
Manager of Subdivision Development  
Aqua Water Supply Corporation  
Post Office Drawer "P"  
Bastrop, Texas 78602

Re: Request for Water Feasibility Study  
Proposed Emergency Interconnect  
Bastrop County WCID No. 2

Dear Ms. Hernandez:

Per your email on August 29, 2018, we have conducted an engineering review and feasibility study of the applicable sector of the Aqua WSC system to determine if sufficient facilities and capacity exist to appropriately serve the referenced proposed emergency interconnect without adversely impacting Aqua's system or if additional infrastructure improvements are required. The review/study is based on a simulated hydraulic analysis with parameters in compliance with TCEQ rules and regulations and AWWA standards. It also addresses city limits, ETJs, CCN, endangered species habitat, 100-year flood plain, etc., as per Aqua WSC's policies.

The proposed location of the emergency interconnect is just northwest of the intersection of Tall Forest Drive and McAllister Road, at Bastrop County WCID's easternmost well site and pump station in central Bastrop County. The property is within Aqua Zone 5 and can be found on map C-25 of the current Aqua system maps. Bastrop County Central Appraisal District refers to the property as Parcel ID 62318 owned by Bastrop County WCID #2. The property is within the Bastrop Statutory Extraterritorial Jurisdiction (ETJ) and is completely within the Aqua WSC certificated service area as per CCN No. 10294 on file with Public Utility Commission of Texas.

FEMA Flood Insurance Rate Map # 48021C0350E, dated January 19, 2006, depicts no portion of the property to be in a special flood hazard area. Therefore, Aqua would not be in violation of federal funding restrictions regarding 100-year flood plain.

The property falls within the limits of a defined habitat of an endangered species known to exist in Bastrop County or Aqua's service area, specifically that of the Houston Toad, according to U.S. Fish and Wildlife Service publications. Development of these lots should be in conformance with the U.S. Fish and Wildlife Rules and the construction of any infrastructure by Aqua shall be in conformance with Aqua's Habitat Conservation Plan and Incidental Take Permit.

Bastrop County WCID has requested a 4" meter to supply a back-up source of water to 1,706 connections in the event of an emergency. The maximum safe, continuous flow through a 4" meter is approximately 1,000 gpm.

<b>ADDRESS</b> 1978 S AUSTIN AVENUE   GEORGETOWN, TX 78626	<b>PHONE</b> 512 930 9412	<b>FAX</b> 512 930 9418	<b>WEB</b> STEBERBIZZELL.COM
TEXAS REGISTERED ENGINEERING FIRM F-181	<b>SERVICES</b> >> ENGINEERS >> PLANNERS >> SURVEYORS		

September 17, 2018  
Aqua Water Supply Corporation  
Request for Water Feasibility Study  
Proposed Emergency Interconnect

Page 2

Aqua has an existing 12" water line northeast of the property and an existing 10" water line along the east side of McAllister Rd, opposite the property. To provide service to the WCID, it is recommended that a new 8" water line be extended south from the existing 12" water line to the proposed location of the interconnect. The costs associated with the construction of the new 8" water line, 4" meter and meter vault, as well as Aqua required fees, are included in the enclosed Preliminary Cost Summary.

Based on USGS datum, the site's natural ground elevations vary from approximately 505 to 515 feet above MSL. Based on Aqua's applicable pressure plane for this area (685' "HT" Pressure Plane), static pressure for this area will be approximately 73 to 78 psi. The existing 12" water line and new 8" water line will have sufficient capacity to serve the emergency connection and dynamic residual pressures at peak demand will comply with TCEQ rules and regulations. Existing Aqua customers in the area will not have a decrease in pressures that would cause non-compliance with TCEQ standards.


We recommend that the following conditions be placed on this emergency interconnection, since this meter is to be used for emergencies only and is not intended to reserve capacity in Aqua's system:

1. BCWCID #2 shall notify Aqua in the event of an emergency and request permission to open the emergency interconnect, and shall provide the following information in writing to Aqua within 24 hours of opening the emergency interconnect:
  - a. Nature of the emergency
  - b. Estimated time required to repair the system
  - c. Estimated total supply of water required
2. Aqua reserves no capacity in its supply or transmission system for BCWCID #2 for the proposed emergency interconnect.
3. BCWCID #2 shall not consider this emergency interconnection as an additional supply source for purposes of meeting TCEQ water supply requirements.
4. Aqua reserves the right to deny use of the emergency interconnect at any time when Aqua deems that it does not have adequate excess capacity.

We recommend a 90-day limit apply for this review from the date of this letter. It should be noted that Aqua's providing service to this subdivision shall be contingent upon the developer's compliance with all relevant Federal, State and County rules and regulations as per Aqua's tariff.

Feel free to contact our office if there are any questions and please advise if we may be of further assistance.

Respectfully,



Curtis R. Steger, P.E.

Cc: David Fleming, P.E.  
Aqua Mgr. of Engineering

Proposed Water System Improvements  
**AQUA WATER SUPPLY CORPORATION**  
 Bastrop, Texas

**Emergency Interconnect**  
**Bastrop County WCID No. 2**  
**Proposed Water System Improvements**  
 Bastrop County, Texas

**REVISED PRELIMINARY COST SUMMARY**  
 (September 17, 2018)

Item/Description	Quantity	Unit Price	Estimated Cost
8" SDR-21 PVC	330 LF	\$20	\$6,600.00
Sand Bedding	330 LF	\$6.0	\$1,980.00
12-ga. Tracer Wire (taped to pipe twice per joint)	330 LF	\$0.50	\$165.00
M.J. SSB cl-350 D.I. Fittings w/ Restraint Glands	100 Lbs	\$5	\$500.00
Open Cut and Install 12" PVC Casing at Unfinished Driveway Crossings	25 LF	\$100	\$2,500.00
12" Wet Connection	1 Ea	\$13,500	\$13,500.00
Erosion Control w/ Silt Fencing	330 LF	\$4.00	\$1,320.00
Clearing & Chipping	330 LF	\$5	\$1,650.00
Trench Safety	330 LF	\$2	\$660.00
4" Double Check Detector Assembly w/ 4" Master Meter, Vault, Valves &	1 LS	\$20,000	\$20,000.00

<b>Construction Total:</b>	<b>\$48,875.00</b>
Contingencies (approx. 10% of const.)	\$4,890
Engineering (approx. 12% of const.)	\$5,870
Backflow Prevention Fee	\$25
Surveying & Staking	\$660
Legal	\$2,000
Easements & Right-of-Way	\$1,000

<b>Grand Total:</b>	<b>\$63,320.00</b>
---------------------	--------------------

NOTE: This is a preliminary cost summary and not an actual contractual construction cost quote. It is not based on any prepared plans or on-site inspections by this office. After surveying and plans are prepared and reviewed, a more accurate estimate can then be provided. This preliminary cost summary shall be valid for 90-days from the date listed above.

Agenda

Item # 11

Preliminary  
Budget

Basstrom WCID No 2 - Water/Wastewater  
Actual vs Budget Water  
FYE 2019 Proposed Budget

	8 Month Actuals Jan - Aug 18	12 Month Estimates	FY 2018 Approved Budget	Variance	FY 2019 Proposed Budget	
<b>Ordinary Income/Expense</b>						
<b>Income</b>						
<b>Water-Revenue</b>						
14110 - TV Water Sales	849,480	1,274,220	1,100,000	174,220	1,300,000	
14115 - Water Late Charge Income	22,237	33,356	25,000	8,356	25,000	
14120 - TV Tap Fees	221,925	275,000	180,000	95,000	160,000	65 @ \$2450 for 2019 - 2018
14125 - Capital Reserve Fee	0	0	60,000	(60,000)	0	550 + actuals YTD (20 more homes)
14130 - Water Line Bore	27,500	41,250	7,000	34,250	28,000	33 @ \$850
14135 - Water Line Extension	0	0	10,000	(10,000)	0	Old item, now done by customer
14140 - Backflow Inspections	1,350	2,025	6,000	(3,975)	5,000	65 @ \$75 per
14145 - Returned Check Fee	0	0	300	(300)	200	
14148 - Pools	440	660	400	260	275	5 pools
14150 - Maps Sold	156	234	300	(66)	250	
14155 - Office Rents	2,200	3,300	4,500	(1,200)	3,300	Can we rent the 2nd floor?
14160 - Other Income-W	12,642	12,642	0	12,642	180,000	FEMA reimbursement
14170 - Reconnect Fee	7,700	11,550	10,000	1,550	10,000	
14175 - Interest-W	2,604	3,906	3,500	406	3,500	
14180 - Copies & Faxes	11	17	50	(34)	50	
14185 - FEMA Payments	2,224	3,336	0	3,336	0	
14190 - Irrigation Systems	0	0	300	(300)	300	
<b>Total Water-Revenue</b>	<b>1,150,469</b>	<b>1,661,495</b>	<b>1,407,350</b>	<b>254,145</b>	<b>1,715,875</b>	
<b>Total Income</b>	<b>1,150,469</b>	<b>1,661,495</b>	<b>1,407,350</b>	<b>254,145</b>	<b>1,715,875</b>	
<b>Expense</b>						
<b>Water-Expense</b>						
<b>16100 - Payroll</b>						
16100a - Salaries	314,595	471,893	505,000	(33,108)	606,500	\$560K + 5% Raise = \$590 + 2 HC (80K) = \$670K
16100b - Over Time	12,628	18,942	18,000	942	18,000	
16100c - Double Time	1,432	2,148	3,000	(852)	2,500	
16100e - Holiday	16,374	24,561	22,000	2,561	25,000	comes out of 5670K
16100f - Annual Leave	18,073	27,110	20,000	7,110	25,000	comes out of 5670K
16100g - Sick	7,464	11,196	5,000	6,196	10,000	comes out of 5670K
16100h - Personal Time	657	986	3,700	(2,715)	3,500	comes out of 5670K
16100i - Bonus	10,000	20,000	20,000	0	0	No bonus in 2019
16100j - Moving	(1,756)	8,000	0	8,000	0	
16100k - FICA	28,528	42,792	36,000	6,792	67,000	7.5% + 2.5% Medicare
16100l - 401K	500	750	2,000	(1,250)	0	
16100m - Retirement-Life	106,669	115,000	79,000	36,000	54,000	Calc 2018 - 2019 8% of 670K
16100n - SUTA	0	2,000	2,000	0	2,000	MAC is updating alr
16100o - Longevity Pay	0	10,500	10,500	0	11,000	
16100p - FUTA	405	608	0	608	1,000	MAC is updating alr
16100q - On Call Pay	3,216	4,824	5,000	(176)	5,000	
<b>Total 16100 - Payroll</b>	<b>518,785</b>	<b>761,308</b>	<b>731,200</b>	<b>30,108</b>	<b>830,500</b>	
<b>16110 - Health Insurance</b>						
16110a - Insurance-Medical	64,847	97,271	135,600	(38,330)	135,000	
16110b - Insurance-Dental	1,663	2,495	2,100	395	2,500	
16110c - Insurance-Vision	678	1,017	1,600	(583)	1,200	
16110d - HSA	900	1,350	1,800	(450)	1,500	
16110e - Insurance-Life	3,475	5,213	3,500	1,713	5,000	
<b>Total 16110 - Health Insurance</b>	<b>71,563</b>	<b>107,345</b>	<b>144,600</b>	<b>(37,256)</b>	<b>145,200</b>	
16117 - Payroll Service Fee	2,049	3,074	0	3,074	3,100	
16118 - Hand Tools	3,149	4,724	2,000	2,724	5,000	
16120 - Wellness Program	244	366	300	66	1,000	Reported being used, coding is wrong/MAC is updating alr
16121 - Uniforms-W	4,359	6,539	7,000	(462)	7,000	
16122 - Mileage	2,102	3,153	1,000	2,153	8,000	
16123 - Vehicle Usage	2,508	3,762	6,000	(2,238)	4,000	
16124 - Admin Allocations	(60,261)	(90,392)	(95,000)	4,609	(88,000)	10% for GSA less admin items in bids
16125 - PPE Allocations	(65,394)	(98,091)	(104,000)	5,909	(144,300)	15% of Salary & Benefits for RDs RC * RM personnel
16125a - EOM Salary Reimburs from WW	(76,934)	(115,401)	(121,000)	5,599	(141,900)	per WW worksheet
16126 - Answering Service	1,520	2,280	4,000	(1,720)	2,500	
16127 - Repairs-Contracted-W	900	1,350	5,000	(3,650)	1,500	
16128 - Maint Agreement-Hand Held	1,560	2,340	1,800	540	2,500	
16128a - Contracted Taps - Water	0	0	7,000	(7,000)	7,000	Coded to 16189
16129 - Maint Agreement-Incode-W	8,407	12,611	12,000	611	13,000	
16130 - Office Equip Lease	10,110	15,165	12,000	3,165	15,000	
16131 - Pest Control	69	104	300	(197)	300	
16132 - Maint Agreement-Printer	0	0	1,000	(1,000)	0	
16133a - Security Agreement	0	0	300	(300)	300	
16135 - Garbage	609	914	1,500	(587)	1,000	
16136 - Cleaning-Maint Building	1,125	1,688	1,000	688	3,000	
16137 - Backflow Inspection	0	0	400	(400)	0	Old item, no longer needed
16138 - Chemicals-Chlorine	10,252	15,378	16,000	(622)	16,000	
16138a - Contract Labor	1,150	1,725	5,000	(3,275)	5,000	
16139 - Field Equip Rental-W	5,842	8,763	5,000	3,763	10,000	
16140 - Fuel-W	6,933	10,400	9,500	900	12,000	
16141 - Repairs & Maint-W	2,383	3,575	18,000	(14,426)	18,000	
16142 - Materials-W	42,404	63,606	65,000	(1,394)	65,000	Office building upgrades
16144 - Safety Supplies-W	1,658	2,487	4,000	(1,513)	4,000	
16145 - Damage Claims	43,883	65,825	1,000	64,825	25,000	
16145a - Meter Maintenance	0	0	500	(500)	0	Old item, no longer needed
16146 - Water Samples	6,315	9,473	6,500	2,973	12,000	
16147 - Repairs & Maint-Water Well	12,950	19,425	20,000	(575)	25,000	
16149 - Computer-W	15,925	23,888	18,000	5,888	25,000	
16150 - Depreciation-W	134,111	201,167	170,000	31,167	202,000	
16151 - Dues & Subscriptions	715	1,073	800	273	800	
16152 - Election Costs	1,940	2,910	5,000	(2,090)	3,000	
16153 - Fax	3	5	100	(96)	100	
16154 - Late Fees-W	162	243	1,500	(1,257)	1,500	
16155 - Internet	0	0	2,000	(2,000)	2,000	
16156 - Printing-W	6,509	9,764	5,000	4,764	10,000	
16156a - Janitorial Supplies	0	0	200	(200)	200	
16157 - Office Supplies-W	3,062	4,593	5,000	(407)	5,000	
16158 - Misc-W	2,800	4,200	2,000	2,200	5,000	
16159 - Medical-W	0	0	400	(400)	500	
16160 - Misc Office-W	1,668	2,502	2,500	2	2,500	
16161 - Pre-Employment Screening	214	321	60	261	500	
16162 - Random Drug Screening	0	0	150	(150)	0	
16163 - Postage	8,660	12,990	9,000	3,990	15,000	
16164 - Public Notice	1,862	2,793	3,000	(207)	3,000	
16165 - Telephone-W	6,108	9,162	6,000	3,162	10,000	
16166 - License-W	283	425	2,500	(2,076)	2,500	
16166a - Advertising	0	0	500	(500)	500	
16167 - Banks Fees-W	300	450	5,000	(4,550)	500	
16169 - TCEQ Fees-W	0	8,000	8,000	0	8,000	
16171 - CG Fees	19,667	29,501	17,000	12,501	30,000	
16172 - Interest Bonds-W	18,890	28,335	28,000	335	28,500	15% of 190

Bastrop WCID No 2 - Water/Wastewater  
Actual vs Budget Water  
FYE 2019 Proposed Budget

	8 Month Actuals Jan - Aug 18	12 Month Estimates	FY 2018 Approved Budget	Variance	FY 2019 Proposed Budget	
16174 · Accounting-W	11,245	16,868	14,000	2,868	17,500	
16175 · Appraiser	0	0	1,000	(1,000)	1,500	
16176 · Audit-W	9,000	9,000	8,000	1,000	10,000	
16177 · Engineering-W	17,890	26,835	3,000	23,835	45,000	
16178 · Legal-W	19,416	29,124	10,000	19,124	30,000	
16179 · Insurance-W						
16179a · Insurance-Property-W	0	5,500	5,500	0	5,500	
16179b · Insurance-Vehicles-W	0	1,700	1,700	0	1,700	
16179c · Insurance-Misc-W	0	200	200	0	200	
16179d · Insurance-E&O-W	0	500	500	0	500	
16179e · Insurance-Liability-W	0	900	900	0	900	
16179f · Insurance-Bonding	1,456	300	300	0	300	
16179g · Insurance-FSA	1,269	5,000	5,000	0	5,000	
16179h · Insurance-WC-W	853	4,000	4,000	0	4,000	
16179i · Insurance-Wells	0	5,500	5,500	0	5,500	
Total 16179 · Insurance-W	3,578	23,600	23,600	0	23,600	
16180 · Repairs-Bldg-W	283	425	2,000	(1,576)	10,000	
16181 · Repairs-Equip-W	362	543	4,000	(3,457)	5,000	
16182 · Repairs-Vehicles-W	1,980	2,970	6,000	(3,030)	6,000	
16182a · Yard Maintenance-Mowing	0	0	3,000	(3,000)	12,000	
16183 · Travel						
16183a · Travel-Air	0	0	450	(450)	500	
16183b · Travel-Lodging	201	302	4,200	(3,899)	4,000	
16183c · Travel-Meals	481	722	700	22	1,000	
16183d · Travel-Rental Car	0	0	250	(250)	250	
Total 16183 · Travel	682	1,023	5,600	(4,577)	5,750	
16184 · Training-W	1,015	1,667	2,500	(833)	3,000	
16185 · Electricity						
16185a · Electricity-Maint Bldg	1,325	1,988	1,700	288	2,000	
16185b · Electricity-Office Bldg	3,497	5,246	7,000	(1,755)	7,000	
16185c · Electricity-Wells	26,558	39,837	50,000	(10,163)	45,000	
16185d · Electricity-WW Lift Station	722	1,083	500	583	500	
Total 16185 · Electricity	32,102	48,153	59,200	(11,047)	54,500	
16186 · Water-Maint Bldg	1,100	1,650	1,700	(50)	1,700	
16187 · Water-Office Bldg	1,284	1,926	1,700	226	1,900	
16188 · Computer Supplies	6,216	9,324	500	8,824	10,000	
16189 · Labor-Service Lines & Tap-W	14,750	22,125	0	22,125	25,000	
16196 · Permits	0	0	1,200	(1,200)	1,200	
16197 · Small Equipment Purchases	0	0	4,000	(4,000)	4,000	
Total Water-Expense	904,022	1,361,041	1,211,610	149,431	1,491,450	
Total Expense	904,022	1,361,041	1,211,610	149,431	1,491,450	
Net Ordinary Income	246,447	300,454	195,740	104,714	224,425	
Other Income/Expense						
Other Expense						
Capital Outlay-W						
17100 · Vehicles-W	31,573	47,360	60,000	(12,641)	80,000	field truck and GM truck
17101 · Equipment-W	1,539	2,309	10,000	(7,692)	100,000	Mini-excavator & sewer vac machine
17102 · Meters-W	105,800	158,700	110,000	48,700	10,000	
17104 · Software-W	47,418	71,127	30,000	41,127	30,000	
17105 · Computer Replacement-W	0	0	5,000	(5,000)	10,000	is the server in this?
17106 · Line Extension-W	51,093	76,640	60,000	16,640	60,000	
17107 · Buildings-W	6,858	10,287	20,000	(9,713)	20,000	
17108 · Water Line Improvements-W	12,024	18,036	30,000	(11,964)	30,000	
17109 · Capital Outlay Culvers-W	51,481	77,222	120,000	(42,779)	30,000	
17121 · Water Well Cap Improv-W	0	0	700,000	(700,000)	700,000	
Total Capital Outlay-W	307,786	461,679	1,145,000	(683,321)	1,070,000	
Total Other Expense	307,786	461,679	1,145,000	(683,321)	1,070,000	
Net Other Income	(307,786)	(461,679)	(1,145,000)	683,321	(1,070,000)	
Net Income	(61,339)	(161,225)	(949,260)	788,035	(845,575)	

Cash Balances  
Add Revenue  
Subtract Expenses  
Subtotal  
Add back Depreciation  
Subtract Capital Spend  
Cash Balances

Bastrop WCID No 2 - Water/Wastewater  
Actual vs Budget Wastewater  
January through August 2018

	8 Month Actuals Jan - Aug 18	12 Month Estimates	FY 2018 Approved Budget	Variance	FY 2019 Proposed Budget	
<b>Ordinary Income/Expense</b>						
<b>Income</b>						
<b>Wastewater-Revenue</b>						
14215 · WW Fees	454,603	681,905	675,000	6,905	730,700	690 current + 18 new= 708 @ 586 per mo
14220 · WW Bore	7,550	11,325	7,000	4,325	7,000	
14225 · WW Tap Fees	287,233	430,850	170,000	260,850	242,000	33 @ 57350 (33 taken from past at 1/2 the water taps)
14230 · Pump Maintenance	3,911	5,867	5,000	867	6,000	
14235 · Debt Service Reserve Fee	100,249	150,374	89,000	61,374	153,000	40% to Wastewater and 60% to Water
14275 · Interest-WW Reserve	174	261	300	(39)	300	
14276 · Interest-WW	5,044	7,566	2,000	5,566	8,000	
14280 · Other Income-WW	0	0	6,000	(6,000)	0	
<b>Total Wastewater-Revenue</b>	<b>858,764</b>	<b>1,288,146</b>	<b>954,300</b>	<b>333,846</b>	<b>1,147,000</b>	
<b>Total Income</b>	<b>858,764</b>	<b>1,288,146</b>	<b>954,300</b>	<b>333,846</b>	<b>1,147,000</b>	
<b>Expense</b>						
<b>Wastewater-Expense</b>						
16221 · Uniforms-WW	3,989	5,984	7,000	(1,017)	7,000	
16222 · W/W Salary Allocations	76,934	115,401	121,000	(5,599)	141,900	
16229 · Maint Agreement-Incode-WW	2,171	3,257	4,000	(744)	4,000	
16233 · Lift Station Admin Service Fee	1,150	1,725	400	1,325	1,750	
16239 · Field Equip Rental-WW	6,591	9,887	2,000	7,887	10,000	
16240 · Fuel-WW	6,933	10,400	9,300	1,100	10,500	
16241 · Repairs & Maint-WW	10,681	16,022	16,000	22	16,000	
16242 · Materials-WW	25,655	38,483	35,000	3,483	35,000	
16243 · Meter Testing-WW	150	225	200	25	225	
16244 · Safety Supplies-WW	2,057	3,086	2,400	686	3,000	
16247 · Repairs & Maint-Lift Stat-WW	6,016	9,024	6,000	3,024	10,000	
16248 · Grinder Pump Repair-WW	17,613	26,420	20,000	6,420	20,000	
16250 · Depreciation-WW	298,778	448,167	430,000	18,167	450,000	
16251 · Tools	2,096	3,144	1,000	2,144	3,500	
16257 · Office Supplies-WW	0	0	200	(200)	200	
16258 · Misc-WW	0	0	600	(600)	600	
16259 · Medical-WW	300	450	300	150	300	
16260 · Op & Maint-City of Bastrop-WW	129,796	194,694	143,000	51,694	210,000	We haven't received notification of a rate increase from the City but since the bill goes up with usage, we should estimate for the increase in our taps (roughly 7.5%)
16265 · Telephone-WW	119	179	1,000	(822)	1,000	
16266 · License-WW	346	519	600	(81)	600	
16268 · Filing Fees-WW	882	1,323	400	923	400	
16269 · TCEQ Fees-WW	0	3,200	3,200	0	3,200	
16272 · Interest Bonds-WW	107,044	160,566	159,000	1,566	161,500	
16274 · Accounting-WW	10,004	15,006	12,000	3,006	17,500	
16276 · Audit-WW	8,000	8,000	9,000	(1,000)	10,000	
16277 · Engineering-WW	315	473	3,000	(2,528)	10,000	Study of WW lines and extensions
16278 · Legal- WW	0	0	1,000	(1,000)	1,000	
16279 · Insurance-WW						
16279a · Insurance-Property-WW	0	3,000	3,000	0	3,000	
16279b · Insurance-Vehicles-WW	0	1,800	1,800	0	1,800	
16279c · Insurance-Misc-WW	0	500	500	0	500	
16279d · Insurance-E&O-WW	0	500	500	0	500	
16279e · Insurance-Liability-WW	0	900	900	0	900	
16279h · Insurance-WC-WW	853	5,000	5,000	0	5,000	
<b>Total 16279 · Insurance-WW</b>	<b>853</b>	<b>11,700</b>	<b>11,700</b>	<b>0</b>	<b>11,700</b>	
16280 · Repairs-Bldg WW	0	0	2,000	(2,000)	10,000	
16281 · Repairs-Equip-WW	216	324	3,000	(2,676)	5,000	
16282 · Repairs-Vehicles-WW	1,355	2,033	4,000	(1,968)	4,000	
16283 · Yard Maintenance-Mowing	0	0	2,500	(2,500)	2,500	
16284 · Training-WW	0	0	1,000	(1,000)	1,000	
16285 · Electricity-Lift Stations	1,729	2,594	5,000	(2,407)	5,000	
16286 · Water-Lift Stations	1,238	1,857	2,000	(143)	2,000	
16289 · Labor-Service Lines & Tap-WW	750	1,125	0	1,125	2,000	
16294 · Travel - Lodging	0	0	500	(500)	500	
16295 · Travel - Meals	0	0	200	(200)	200	
16296 · Travel - Rental Car	0	0	200	(200)	200	
16297 · Small Equipment Purchaes-WW	0	0	1,000	(1,000)	1,000	
<b>Total Wastewater-Expense</b>	<b>723,761</b>	<b>1,095,262</b>	<b>1,020,700</b>	<b>74,562</b>	<b>1,174,275</b>	
<b>Total Expense</b>	<b>723,761</b>	<b>1,095,262</b>	<b>1,020,700</b>	<b>74,562</b>	<b>1,174,275</b>	
<b>Net Ordinary Income</b>	<b>135,003</b>	<b>192,884</b>	<b>(66,400)</b>	<b>259,284</b>	<b>(27,275)</b>	
<b>Other Income/Expense</b>						
<b>Other Expense</b>						
<b>Capital Outlay-WW</b>						
17200 · Vehicles-WW	31,573	32,000	30,000	2,000	40,000	Truck
17201 · Equipment-WW	0	0	3,000	(3,000)	3,000	
17206 · WW Line Extensions-WW	0	0	10,000	(10,000)	0	No actuals because we stopped collecting these in March 2017
17208 · Wastewater Improv-WW	0	0	25,000	(25,000)	25,000	
17211 · Capital Outlay Grinder Pumps-WW	144,499	144,499	100,000	44,499	20,000	
<b>Total Capital Outlay-WW</b>	<b>176,072</b>	<b>176,499</b>	<b>168,000</b>	<b>8,499</b>	<b>88,000</b>	
<b>Total Other Expense</b>	<b>176,072</b>	<b>176,499</b>	<b>168,000</b>	<b>8,499</b>	<b>88,000</b>	
<b>Net Other Income</b>	<b>(176,072)</b>	<b>(176,499)</b>	<b>(168,000)</b>	<b>(8,499)</b>	<b>(88,000)</b>	
<b>Net Income</b>	<b>(41,069)</b>	<b>16,385</b>	<b>(234,400)</b>	<b>250,785</b>	<b>(115,275)</b>	

Cash Balances  
Add Revenue  
Subtract Expenses  
Subtotal  
Add back Depreciation  
Subtract Capital Spend  
Cash Balances

Bastrop WCID No - Road Construction  
FYE 2019 Proposed Budget

	8 Month Actuals Jan - Aug 18	12 Month Estimates	FY 2018 Approved Budget	Variance	FY 2019 Proposed Budget	
<b>Ordinary Income/Expense</b>						
<b>Income</b>						
<b>Road Construction-Revenue</b>						
34210 · Assessments	737,159	1,105,739	1,094,000	11,739	1,234,000	\$1.094 + \$140k per \$12 in Rates \$204 per lot
34215 · Assessments-Prior to 97	9,731	14,597	10,000	4,597	10,000	
34220 · Late Fee	51,604	77,406	25,000	52,406	25,000	
34225 · Late Fee- Prior	1,230	1,845	1,200	645	1,200	
34235 · Lien Fees	25,919	38,879	25,000	13,879	25,000	
34240 · Deed Admin Fee	23,768	35,652	1,200	34,452	1,200	what is this driven by?
34245 · Returned Check Fee	152	228	0	228	0	
34250 · Filing Fees	160	240	3,000	(2,760)	3,000	where are the actuals
34255 · Driveway	2,080	3,120	1,800	1,320	1,800	
34260 · Other Income-RC	870	870	0	870	0	
34265 · Attorney Fees	14,845	22,268	10,000	12,268	25,000	
34270 · Allocation to Maintenance Fund	(109,328)	(163,992)	(164,000)	8	(308,000)	25% of assessments
34274 · Admin Alloc to R/M 10%	0	0	10,900	(10,900)	0	not revenue
34275 · Interest-RC	187	281	1,000	(720)	1,000	
34280 · Sale of Real Property	0	0	6,000	(6,000)	0	
<b>Total Road Construction-Revenue</b>	<b>758,377</b>	<b>1,137,131</b>	<b>1,025,100</b>	<b>112,031</b>	<b>1,019,200</b>	
<b>Total Income</b>	<b>758,377</b>	<b>1,137,131</b>	<b>1,025,100</b>	<b>112,031</b>	<b>1,019,200</b>	
<b>Expense</b>						
<b>Road Construction-Expense</b>						
36210 · Salary Allocations from Water	65,394	98,091	104,000	(5,909)	92,900	15% of salary (per worksheet) less \$51.4K to RM ... \$144.3K
36224 · Admin Allocations from Water-RC	56,733	85,100	95,000	(9,901)	88,000	10% of \$1.094K (\$110K) less acctg, postage, Incode, audit, (
36229 · Maint Agreement-Incode-RC	4,634	6,951	5,000	1,951	7,500	this should be part of the 10%
36239 · Field Equip Rental	225	338	1,500	(1,163)	1,500	
36241 · Repair & Maint-RC	0	0	500	(500)	500	
36242 · Materials-RC	0	0	0	0	0	
36245 · Damage Claims	24	36	0	36	50	
36258 · Misc	2,779	4,169	5,000	(832)	5,000	
36263 · Postage	3,359	5,039	9,000	(3,962)	6,000	
36268 · Filing Fees	4,900	7,350	5,000	2,350	5,000	
36270 · Bad Debt	0	0	84,000	(84,000)	45,000	Need to calculate at year-end and possibly adjust
36271 · CC Fees	3,769	5,634	6,000	(347)	6,000	
36272 · Attorney Fees (County)	21,161	31,741	3,000	28,741	3,000	
36274 · Accounting	6,826	10,239	8,500	1,739	11,000	
36276 · Audit-RC	5,500	5,500	8,000	(2,500)	10,000	
36277 · Engineering-RC	12,270	18,405	10,000	8,405	75,000	more engineering will be needed for surveys (\$25-35K per r
36278 · Legal-RC	6,760	10,140	5,000	5,140	30,000	
36279 · Insurance						
36279h · Insurance- WC	711	711	0	711		
<b>Total 36279 · Insurance</b>	<b>711</b>	<b>711</b>	<b>0</b>	<b>711</b>	<b>0</b>	
36280 · Other Professional Fees	0	0	1,000	(1,000)	1,000	
36294 · Road Fees Written Off	26,100	39,150	17,000	22,150	25,000	
36295 · Lien Fees Written Off	5,805	8,708	6,000	2,708	6,000	
36296 · Road Late Fees Written Off	7,509	11,264	7,000	4,264	7,000	
36297 · Road Prior Written Off	19,398	29,097	17,000	12,097	17,000	
36298 · Attorney Fees Written Off	9,703	14,555	6,000	8,555	15,000	
36299 · Standby Fees Written Off	1,140	1,710	1,500	210	0	
36300 · Standby Late Fees Written Off	540	810	1,000	(190)	0	
<b>Total Road Construction-Expense</b>	<b>265,240</b>	<b>394,754</b>	<b>406,000</b>	<b>(11,246)</b>	<b>457,450</b>	
<b>Total Expense</b>	<b>265,240</b>	<b>394,754</b>	<b>406,000</b>	<b>(11,246)</b>	<b>457,450</b>	
<b>Net Ordinary Income</b>	<b>493,137</b>	<b>742,376</b>	<b>619,100</b>	<b>123,276</b>	<b>561,750</b>	
<b>Other Income/Expense</b>						
<b>Other Expense</b>						
<b>Road Construction-Capital</b>						
37285 · Capital Outlay-RC	431,342	647,013	606,000	41,013	559,000	2.4 miles at \$225K (not including survey/eng) + \$160 for ch \$85K for not chipsealing the 2.4M
<b>Total Road Construction-Capital</b>	<b>431,342</b>	<b>647,013</b>	<b>606,000</b>	<b>41,013</b>	<b>559,000</b>	Reduced by \$56K as construction will not start until Octobe waiting to start construction in 4Q helps balance budget an
<b>Total Other Expense</b>	<b>431,342</b>	<b>647,013</b>	<b>606,000</b>	<b>41,013</b>	<b>559,000</b>	is logical the way rds are being done
<b>Net Other Income</b>	<b>(431,342)</b>	<b>(647,013)</b>	<b>(606,000)</b>	<b>(41,013)</b>	<b>(559,000)</b>	
<b>Net Income</b>	<b>61,795</b>	<b>95,363</b>	<b>13,100</b>	<b>82,263</b>	<b>2,750</b>	

Cash Balances  
Add Revenue  
Subtract Expenses  
Subtotal  
Add back Depreciation  
Subtract Capital Spend  
Cash Balances

Bastrop WCID No - Road Maintenance  
 FYE 2019 Proposed Budget

	8 Month Actuals Jan - Aug 18	12 Month Estimates	FY 2018 Approved Budget	Variance	FY 2019 Proposed Budget	
Ordinary Income/Expense						
Income						
Road Maintenance-Revenue						
34110 · Donations	0	0	10,000	(10,000)	0	
34160 · Other-RM	0	100,000	200,000	(100,000)	180,000	FEMA (Assumes we get 100K in 20
34165 · FEMA Payments	8,614	8,614	0	8,614		
34176 · Transfer from Road Construction	109,328	163,992	164,000	(8)	308,000	25% of Road Fee Assessments
34180 · Admin Allocaitons-RM	0	0	95,000	(95,000)	0	
Total Road Maintenance-Revenue	117,942	272,606	469,000	(196,394)	488,000	
Total Income	117,942	272,606	469,000	(196,394)	488,000	
Expense						
Road Maintenance-Expense						
36210 · Salary Allocations from Water					51,400	
36127 · Repairs- Contracted-RM	362,381	362,381	260,000	102,381	100,000	
36128 · Contract Labor- RM	0	0	60,000	(60,000)	60,000	
36139 · Field Equipment Rental- RM	10,922	16,383	6,000	10,383	15,000	
36141 · R&M-RM	15,243	22,865	1,000	21,865	20,000	
36142 · Materials-RM	67,270	100,905	35,000	65,905	125,000	
36144 · Safety Supplies-RM	0	0	200	(200)	5,000	
36146 · Equip. Small	0	0	1,000	(1,000)	1,000	
36147 · Permit Fees	0	0	500	(500)	2,100	
36174 · Accounting	1,551	2,327	2,000	327	2,000	
36176 · Audit-RM	1,250	1,250	4,000	(2,750)	4,000	
36177 · Engineering-RM	7,530	11,295	20,000	(8,705)	20,000	
36178 · Legal-RM	700	1,050	2,000	(950)	2,000	
36179 · Insurance-WC-RM	426	426	0	426	500	
Total Road Maintenance-Expense	467,273	518,881	391,700	127,181	408,000	
Total Expense	467,273	518,881	391,700	127,181	408,000	
Net Ordinary Income	(349,331)	(246,275)	77,300	(323,575)	80,000	
Net Income	(349,331)	(246,275)	77,300	(323,575)	80,000	<< Based on FEMA income!!!

Cash Balances  
 Add Revenue  
 Subtract Expenses  
 Subtotal  
 Add back Depreciation  
 Subtract Capital Spend  
 Cash Balances

Bastrop WCID No 2 - Standby  
 FYE 2019 Proposed Budget

	8 Month Actuals Jan Aug 18	12 Month Estimates	FY 2018 Approved Budget	Variance	FY 2019 Proposed Budget
<b>Ordinary Income/Expense</b>					
<b>Income</b>					
25300 · Pine Forest Standby	5,085	7,628	30,000	(22,373)	5,000
25400 · Pine Forest Standby-Prior	0	0	2,500	(2,500)	
25500 · TV Standby	9,104	13,656	16,000	(2,344)	5,000
25600 · Late Fees	3,150	4,725	2,000	2,725	
25700 · Lien Fees	240	360	800	(440)	
25710 · Attorney Fees	6,444	9,666	300	9,366	
<b>Total Income</b>	<b>24,023</b>	<b>36,035</b>	<b>51,600</b>	<b>(15,566)</b>	<b>10,000</b>
<b>Expense</b>					
27110 · Admin Allocations	3,528	5,292	9,500	(4,208)	5,000
27120 · Maint. Agreement- Incode	577	866	2,000	(1,135)	
27130 · Office Supplies	66	99	300	(201)	
27135 · Filing Fees	0	0	200	(200)	
27140 · Postage	0	0	1,600	(1,600)	
27155 · Miscellaneous Expense	0	0	300	(300)	
27157 · Appraiser/Surveyor	0	0	3,000	(3,000)	
27160 · Accounting	1,650	2,475	2,000	475	2,000
27170 · Audit	1,250	1,250	2,500	(1,250)	2,500
27180 · Engineering	0	0	4,000	(4,000)	
27190 · Legal	4,438	6,657	0	6,657	500
<b>Total Expense</b>	<b>11,509</b>	<b>16,639</b>	<b>25,400</b>	<b>(8,762)</b>	<b>10,000</b>
<b>Net Ordinary Income</b>	<b>12,514</b>	<b>19,396</b>	<b>26,200</b>	<b>(6,804)</b>	<b>0</b>
<b>Other Income/Expense</b>					
<b>Other Expense</b>					
27195 · Drainage	5,558	8,337	0	8,337	
<b>Total Other Expense</b>	<b>5,558</b>	<b>8,337</b>	<b>0</b>	<b>8,337</b>	<b>0</b>
<b>Net Other Income</b>	<b>(5,558)</b>	<b>(8,337)</b>	<b>0</b>	<b>(8,337)</b>	<b>0</b>
<b>Net Income</b>	<b>6,956</b>	<b>11,059</b>	<b>26,200</b>	<b>(15,141)</b>	<b>0</b>

Cash Balances  
 Add Revenue  
 Subtract Expenses  
 Subtotal  
 Add back Depreciation  
 Subtract Capital Spend  
 Cash Balances

# Agenda

## Item # 15

### Release of Liens

**AFFIDAVIT OF RELEASE  
OF CLAIM FOR  
UNPAID CHARGES**

**THE STATE OF TEXAS \***

**COUNTY OF BASTROP \***

**We the undersigned members of the Board Directors of the Bastrop County Water Control & Improvement District, No. Two ("District "), make oath and deposes that the claims of the District for unpaid charges accumulated through October 12, 2018 and more particularly described in that certain Affidavit of Lien and Unpaid Charges, filed of record in Volume 1402 Page 821 & Volume 477 Page 548 & Volume 663 Page 525 & Volume 669 Page 474 & Volume 730 Page 666 & Volume 768 Page 189 & Volume 953 Page 412 & Volume 1027 Page 647 & Volume 1107 Page 199 & Volume 1198 Page 397 & Volume 1214 Page 394 & Volume 1295 Page 767 & Volume 1402 Page 821 & Volume 1502 Page 554 & Volume 1608 Page 312 & Book 1713 Page 678-765 & Book 1806 Pages 718-732 & Book 1889 Pages 194-202 & Book 1977 Pages 638-701 & Book 2043 & Pages 807-816 & Volume 2120 Page 519-529 & Volume 2203 Page 336-354 & Book 2293 Pages 227-240 & Instrument 201501778 & Instrument 201501779 & Instrument 201600766 & Instrument 201600764 & Instrument 201701281 & Instrument 201701283 & Instrument 201801123 & Instrument 201801124 of the Official Records of Bastrop County, Texas, are hereby released for the persons and properties listed in Exhibit A, attached hereto, said properties being identified by Unit, Block, and Lot Numbers.**

**Executed this 18th day of October 2018.**

\_\_\_\_\_  
**Board Director**

**Sworn and acknowledged before me, by the Board Director, on the 18th day of October, 2018**

\_\_\_\_\_  
**Alma Rodriguez  
Notary**

**fr**

Exhibit A

<u>NAME</u>	<u>Unit-Blk-Lot</u>	<u>Standby</u>	<u>Road</u>	<u>Lien</u>	<u>Amount</u>
Abraham Consulting LLC	04-12-0665	(\$ 0.00 )	(\$ 60.00 )	(\$ 0.00 )	(\$ 60.00 )
Abraham Consulting LLC	04-12-0665	(\$ 0.00 )	(\$ 543.00 )	(\$ 45.00 )	(\$ 588.00 )
Adolph Lee Jr.	05-01-0054	(\$ 376.50 )	(\$ 256.50 )	(\$ 45.00 )	(\$ 678.00 )
Alford, James Richard	01-12-0698	(\$ 585.00 )	(\$ 735.00 )	(\$ 89.50 )	(\$ 1,409.50 )
Alford, James Richard	01-12-0698	(\$ 585.00 )	(\$ 1035.00 )	(\$ 134.50 )	(\$ 1,754.50 )
Alford, James Richard	01-12-0698	(\$ 585.00 )	(\$ 1260.00 )	(\$ 179.50 )	(\$ 2,024.50 )
Bastrop County WCID #2	01-09-1145	(\$ 780.00 )	(\$ 1335.00 )	(\$ 165.00 )	(\$ 2,280.00 )
BCD	04-12-0676	(\$ 0.00 )	(\$ 660.00 )	(\$ 45.00 )	(\$ 705.00 )
BCWCID # 2	01-09-1145	(\$ 780.00 )	(\$ 1818.00 )	(\$ 210.00 )	(\$ 2,808.00 )
Brown, John F.	04-13-0781	(\$ 300.00 )	(\$ 465.00 )	(\$ 45.00 )	(\$ 810.00 )
Brown, John F.	04-13-0781	(\$ 300.00 )	(\$ 765.00 )	(\$ 90.00 )	(\$ 1,155.00 )
Brown, John F.	04-13-0781	(\$ 300.00 )	(\$ 990.00 )	(\$ 135.00 )	(\$ 1,425.00 )
Brown, John F.	04-13-0781	(\$ 300.00 )	(\$ 1473.00 )	(\$ 180.00 )	(\$ 1,953.00 )
Brown, Tamera Peterson	05-12-0830	(\$ 0.00 )	(\$ 72.00 )	(\$ 0.00 )	(\$ 72.00 )
Brown, Tamera Peterson	05-12-0830	(\$ 0.00 )	(\$ 138.00 )	(\$ 45.00 )	(\$ 183.00 )
Brown, Tamera Peterson	05-12-0831	(\$ 0.00 )	(\$ 72.00 )	(\$ 0.00 )	(\$ 72.00 )
Brown, Tamera Peterson	05-12-0831	(\$ 0.00 )	(\$ 138.00 )	(\$ 45.00 )	(\$ 183.00 )
Buck, Bily D.	04-07-1459	(\$ 0.00 )	(\$ 303.00 )	(\$ 45.00 )	(\$ 348.00 )
Business Vacation Concepts	05-06-0443	(\$ 720.00 )	(\$ 1335.00 )	(\$ 165.00 )	(\$ 2,220.00 )
Business Vacation Concepts	04-11-0605	(\$ 903.00 )	(\$ 810.00 )	(\$ 60.00 )	(\$ 1,773.00 )
C. R. Rand	05-01-0025	(\$ 570.00 )	(\$ 435.00 )	(\$ 44.50 )	(\$ 1,049.50 )
Chapin IV, Charles H.	01-10-1384	(\$ 0.00 )	(\$ 156.00 )	(\$ 0.00 )	(\$ 156.00 )
Chapin IV, Charles H.	02-17-1766	(\$ 0.00 )	(\$ 258.00 )	(\$ 45.00 )	(\$ 303.00 )
Day, Kevin	04-12-0676	(\$ 0.00 )	(\$ 471.00 )	(\$ 45.00 )	(\$ 516.00 )
Dennis B. Dickson	01-12-0695	(\$ 510.00 )	(\$ 375.00 )	(\$ 60.00 )	(\$ 945.00 )
Dennis B. Dickson	01-12-0696	(\$ 510.00 )	(\$ 375.00 )	(\$ 60.00 )	(\$ 945.00 )
Dickerson, George	04-09-1167	(\$ 780.00 )	(\$ 810.00 )	(\$ 75.00 )	(\$ 1,665.00 )
Dickerson, George	04-09-1167	(\$ 780.00 )	(\$ 1110.00 )	(\$ 120.00 )	(\$ 2,010.00 )
Dickerson, George	04-09-1167	(\$ 780.00 )	(\$ 1335.00 )	(\$ 165.00 )	(\$ 2,280.00 )
Dickson, Dennis B.	01-12-0695	(\$ 525.00 )	(\$ 675.00 )	(\$ 105.00 )	(\$ 1,305.00 )
Dickson, Dennis B.	01-12-0695	(\$ 525.00 )	(\$ 975.00 )	(\$ 150.00 )	(\$ 1,650.00 )
Dickson, Dennis B.	01-12-0695	(\$ 525.00 )	(\$ 1200.00 )	(\$ 195.00 )	(\$ 1,920.00 )
Dickson, Dennis B.	01-12-0695	(\$ 525.00 )	(\$ 1683.00 )	(\$ 240.00 )	(\$ 2,448.00 )
Dickson, Dennis B.	01-12-0696	(\$ 525.00 )	(\$ 675.00 )	(\$ 105.00 )	(\$ 1,305.00 )
Dickson, Dennis B.	01-12-0696	(\$ 525.00 )	(\$ 975.00 )	(\$ 150.00 )	(\$ 1,650.00 )
Dickson, Dennis B.	01-12-0696	(\$ 525.00 )	(\$ 1200.00 )	(\$ 195.00 )	(\$ 1,920.00 )
Dickson, Dennis B.	01-12-0696	(\$ 525.00 )	(\$ 1683.00 )	(\$ 240.00 )	(\$ 2,448.00 )
Doctors Clinic	01-09-1145	(\$ 765.00 )	(\$ 510.00 )	(\$ 30.00 )	(\$ 1,305.00 )
Doctors Clinic	01-09-1145	(\$ 780.00 )	(\$ 810.00 )	(\$ 75.00 )	(\$ 1,665.00 )
Doctors Clinic	01-09-1145	(\$ 780.00 )	(\$ 1110.00 )	(\$ 120.00 )	(\$ 2,010.00 )
Dunkin, Kathleen	01-12-0884	(\$ 0.00 )	(\$ 84.00 )	(\$ 0.00 )	(\$ 84.00 )

Exhibit A

<u>NAME</u>	<u>Unit-Blk-Lot</u>	<u>Standby</u>	<u>Road</u>	<u>Lien</u>	<u>Amount</u>
Dunkin, Kathleen	01-12-0883	(\$ 0.00 )	(\$ 84.00 )	(\$ 0.00 )	(\$ 84.00 )
Dunkin, Kathleen	01-12-0882	(\$ 0.00 )	(\$ 84.00 )	(\$ 0.00 )	(\$ 84.00 )
Dunkin, Kathleen	01-12-0881	(\$ 0.00 )	(\$ 84.00 )	(\$ 0.00 )	(\$ 84.00 )
Dunkin, Kathleen	01-12-0885	(\$ 0.00 )	(\$ 84.00 )	(\$ 0.00 )	(\$ 84.00 )
Dunkin, Kathleen	01-12-0886	(\$ 0.00 )	(\$ 84.00 )	(\$ 0.00 )	(\$ 84.00 )
Dunkin, Kathleen	01-12-0887	(\$ 0.00 )	(\$ 84.00 )	(\$ 0.00 )	(\$ 84.00 )
E. Hicks Jr.	05-27-1540	(\$ 984.00 )	(\$ 510.00 )	(\$ 15.00 )	(\$ 1,509.00 )
Frontier Equity Properties	01-09-1167	(\$ 0.00 )	(\$ 426.00 )	(\$ 45.00 )	(\$ 471.00 )
Frontier Equity Properties	01-10-1331	(\$ 0.00 )	(\$ 132.00 )	(\$ 0.00 )	(\$ 132.00 )
Frontier Equity Properties	01-10-1331	(\$ 0.00 )	(\$ 303.00 )	(\$ 45.00 )	(\$ 348.00 )
Frontier Equity Properties	01-12-0884	(\$ 0.00 )	(\$ 648.00 )	(\$ 45.00 )	(\$ 693.00 )
Frontier Equity Properties	01-12-0883	(\$ 0.00 )	(\$ 648.00 )	(\$ 45.00 )	(\$ 693.00 )
Frontier Equity Properties	01-12-0882	(\$ 0.00 )	(\$ 648.00 )	(\$ 45.00 )	(\$ 693.00 )
Frontier Equity Properties	01-12-0881	(\$ 0.00 )	(\$ 648.00 )	(\$ 45.00 )	(\$ 693.00 )
Frontier Equity Properties	01-12-0885	(\$ 0.00 )	(\$ 648.00 )	(\$ 45.00 )	(\$ 693.00 )
Frontier Equity Properties	01-12-0886	(\$ 0.00 )	(\$ 648.00 )	(\$ 45.00 )	(\$ 693.00 )
Frontier Equity Properties	01-12-0887	(\$ 0.00 )	(\$ 603.00 )	(\$ 90.00 )	(\$ 693.00 )
George & Nannie Dickerson	04-09-1167	(\$ 765.00 )	(\$ 510.00 )	(\$ 30.00 )	(\$ 1,305.00 )
Given, Marie	02-13-1103	(\$ 105.00 )	(\$ 380.00 )	(\$ 45.00 )	(\$ 530.00 )
Given, Marie	02-13-1103	(\$ 105.00 )	(\$ 620.00 )	(\$ 90.00 )	(\$ 815.00 )
Given, Marie	02-13-1103	(\$ 105.00 )	(\$ 830.00 )	(\$ 135.00 )	(\$ 1,070.00 )
Given, Marie	02-13-1103	(\$ 105.00 )	(\$ 1313.00 )	(\$ 180.00 )	(\$ 1,598.00 )
Given, Marie	02-13-1103	(\$ 105.00 )	(\$ 1754.00 )	(\$ 225.00 )	(\$ 2,084.00 )
Gonzalez, Abraham	02-16-1472	(\$ 0.00 )	(\$ 210.00 )	(\$ 45.00 )	(\$ 255.00 )
Gonzalez, Abraham	02-16-1472	(\$ 0.00 )	(\$ 693.00 )	(\$ 90.00 )	(\$ 783.00 )
Herschel R. Given	02-13-1103	(\$ 90.00 )	(\$ 95.00 )	(\$ 0.00 )	(\$ 185.00 )
Hicks Jr., E.	05-27-1540	(\$ 999.00 )	(\$ 810.00 )	(\$ 60.00 )	(\$ 1,869.00 )
Hicks Jr., E.	05-27-1540	(\$ 999.00 )	(\$ 1110.00 )	(\$ 105.00 )	(\$ 2,214.00 )
Hicks Jr., E.	05-27-1540	(\$ 999.00 )	(\$ 1335.00 )	(\$ 150.00 )	(\$ 2,484.00 )
Hicks Jr., E.	05-27-1540	(\$ 999.00 )	(\$ 1818.00 )	(\$ 195.00 )	(\$ 3,012.00 )
Hicks Jr., E.	05-27-1540	(\$ 999.00 )	(\$ 2259.00 )	(\$ 240.00 )	(\$ 3,498.00 )
Hutchins, Jerry C.	05-06-0443	(\$ 720.00 )	(\$ 810.00 )	(\$ 75.00 )	(\$ 1,605.00 )
Hutchins, Jerry C.	05-06-0443	(\$ 720.00 )	(\$ 1110.00 )	(\$ 120.00 )	(\$ 1,950.00 )
James Richard Alford	01-12-0698	(\$ 570.00 )	(\$ 435.00 )	(\$ 44.50 )	(\$ 1,049.50 )
Jennings, L. J.	02-03-0232	(\$ 1191.00 )	(\$ 810.00 )	(\$ 60.00 )	(\$ 2,061.00 )
Jennings, L. J.	02-03-0232	(\$ 1191.00 )	(\$ 1110.00 )	(\$ 105.00 )	(\$ 2,406.00 )
Jennings, L. J.	02-03-0232	(\$ 1191.00 )	(\$ 1335.00 )	(\$ 150.00 )	(\$ 2,676.00 )
Jennings, L. J.	02-06-0232	(\$ 1191.00 )	(\$ 2298.60 )	(\$ 195.00 )	(\$ 3,684.60 )
Jerry C. Hutchins	05-06-0443	(\$ 705.00 )	(\$ 510.00 )	(\$ 30.00 )	(\$ 1,245.00 )
John F. Brown	04-13-0781	(\$ 285.00 )	(\$ 165.00 )	(\$ 0.00 )	(\$ 450.00 )
Kasper, Tommy I.	05-16-1044	(\$ 853.37 )	(\$ 810.00 )	(\$ 60.00 )	(\$ 1,723.37 )

Exhibit A

<u>NAME</u>	<u>Unit-Blk-Lot</u>	<u>Standby</u>	<u>Road</u>	<u>Lien</u>	<u>Amount</u>
Kasper, Tommy I.	05-16-1044	(\$ 853.37 )	(\$ 1110.00 )	(\$ 105.00 )	(\$ 2,068.37 )
Kasper, Tommy I.	05-16-1044	(\$ 853.37 )	(\$ 1335.00 )	(\$ 150.00 )	(\$ 2,338.37 )
L. J. Jennings	02-03-0232	(\$ 1176.00 )	(\$ 510.00 )	(\$ 15.00 )	(\$ 1,701.00 )
Lee, Adolph Jr.	05-01-0054	(\$ 391.50 )	(\$ 565.50 )	(\$ 90.00 )	(\$ 1,038.00 )
Lee, Olga B.	05-01-0054	(\$ 391.50 )	(\$ 865.50 )	(\$ 135.00 )	(\$ 1,383.00 )
Lee, Olga B.	05-01-0054	(\$ 391.50 )	(\$ 1081.50 )	(\$ 180.00 )	(\$ 1,653.00 )
Morton, Warren	01-12-0761	(\$ 0.00 )	(\$ 1201.00 )	(\$ 90.00 )	(\$ 1,291.00 )
Northway Baptist Church	02-09-0908	(\$ 765.00 )	(\$ 510.00 )	(\$ 30.00 )	(\$ 1,305.00 )
Northway Baptist Church	02-09-0908	(\$ 780.00 )	(\$ 810.00 )	(\$ 75.00 )	(\$ 1,665.00 )
Northway Baptist Church	02-09-0908	(\$ 780.00 )	(\$ 1110.00 )	(\$ 120.00 )	(\$ 2,010.00 )
Northway Baptist Church	02-09-0908	(\$ 780.00 )	(\$ 1335.00 )	(\$ 165.00 )	(\$ 2,280.00 )
Northway Baptist Church	02-09-0908	(\$ 780.00 )	(\$ 1818.00 )	(\$ 210.00 )	(\$ 2,808.00 )
Oxford Finance Company	05-21-1236	(\$ 570.00 )	(\$ 435.00 )	(\$ 15.00 )	(\$ 1,020.00 )
Oxford Finance Company	05-21-1236	(\$ 585.00 )	(\$ 735.00 )	(\$ 60.00 )	(\$ 1,380.00 )
Oxford Finance Company	05-21-1236	(\$ 585.00 )	(\$ 990.00 )	(\$ 105.00 )	(\$ 1,680.00 )
Oxford Finance Company	05-21-1236	(\$ 585.00 )	(\$ 1260.00 )	(\$ 150.00 )	(\$ 1,995.00 )
Oxford Finance Company	05-08-0597	(\$ 555.00 )	(\$ 435.00 )	(\$ 15.00 )	(\$ 1,005.00 )
Oxford Finance Company	05-08-0597	(\$ 570.00 )	(\$ 735.00 )	(\$ 60.00 )	(\$ 1,365.00 )
Oxford Finance Company	05-08-0597	(\$ 570.00 )	(\$ 1035.00 )	(\$ 105.00 )	(\$ 1,710.00 )
Oxford Finance Company	05-08-0597	(\$ 570.00 )	(\$ 1260.00 )	(\$ 150.00 )	(\$ 1,980.00 )
Rand, C. R.	05-01-0025	(\$ 585.00 )	(\$ 735.00 )	(\$ 89.50 )	(\$ 1,409.50 )
Rand, C. R.	05-01-0025	(\$ 585.00 )	(\$ 1026.00 )	(\$ 134.50 )	(\$ 1,745.50 )
Rand, C. R.	05-01-0025	(\$ 585.00 )	(\$ 1260.00 )	(\$ 179.50 )	(\$ 2,024.50 )
Sandoval, Sara R.	02-15-1268	(\$ 0.00 )	(\$ 156.00 )	(\$ 0.00 )	(\$ 156.00 )
Sareyani, Dexter	04-11-0605	(\$ 903.00 )	(\$ 1110.00 )	(\$ 105.00 )	(\$ 2,118.00 )
Sareyani, Dexter	04-11-0605	(\$ 903.00 )	(\$ 1335.00 )	(\$ 150.00 )	(\$ 2,388.00 )
Short, James T.	04-02-0176	(\$ 0.00 )	(\$ 108.00 )	(\$ 0.00 )	(\$ 108.00 )
Short, James T.	04-02-0177	(\$ 0.00 )	(\$ 108.00 )	(\$ 0.00 )	(\$ 108.00 )
Short, James T.	04-02-0178	(\$ 0.00 )	(\$ 108.00 )	(\$ 0.00 )	(\$ 108.00 )
Short, James T.	04-02-0179	(\$ 0.00 )	(\$ 108.00 )	(\$ 0.00 )	(\$ 108.00 )
Smith, Frederick	02-16-1553	(\$ 0.00 )	(\$ 60.00 )	(\$ 0.00 )	(\$ 60.00 )
Smith, Frederick	02-16-1553	(\$ 0.00 )	(\$ 405.00 )	(\$ 45.00 )	(\$ 450.00 )
Stork, Frances	05-13-0925	(\$ 0.00 )	(\$ 210.00 )	(\$ 45.00 )	(\$ 255.00 )
Stork, Frances	05-13-0925	(\$ 0.00 )	(\$ 426.00 )	(\$ 90.00 )	(\$ 516.00 )
Swanigan, Michael	01-09-1167	(\$ 0.00 )	(\$ 108.00 )	(\$ 0.00 )	(\$ 108.00 )
Tahitian Properties Holding	04-08-1300	(\$ 0.00 )	(\$ 265.00 )	(\$ 45.00 )	(\$ 310.00 )
Tahitian Properties Holding	04-08-1300	(\$ 0.00 )	(\$ 490.00 )	(\$ 90.00 )	(\$ 580.00 )
Tahitian Properties Holding	04-08-1319	(\$ 0.00 )	(\$ 265.00 )	(\$ 45.00 )	(\$ 310.00 )
Tahitian Properties Holding	04-08-1319	(\$ 0.00 )	(\$ 490.00 )	(\$ 90.00 )	(\$ 580.00 )
Tahitian Properties Holding	04-10-0446	(\$ 0.00 )	(\$ 265.00 )	(\$ 45.00 )	(\$ 310.00 )
Tahitian Properties Holding	04-10-0446	(\$ 0.00 )	(\$ 490.00 )	(\$ 90.00 )	(\$ 580.00 )

Exhibit A

<u>NAME</u>	<u>Unit-Blk-Lot</u>	<u>Standby</u>	<u>Road</u>	<u>Lien</u>	<u>Amount</u>
Tahitian Properties Holding	02-03-0258	(\$ 0.00 )	(\$ 265.00 )	(\$ 45.00 )	(\$ 310.00 )
Tahitian Properties Holding	02-03-0258	(\$ 0.00 )	(\$ 490.00 )	(\$ 90.00 )	(\$ 580.00 )
Tommy I. & Debbie Kasper	05-16-1044	(\$ 838.37 )	(\$ 510.00 )	(\$ 15.00 )	(\$ 1,363.37 )
Trans-Tex Investment	02-04-0453	(\$ 888.00 )	(\$ 510.00 )	(\$ 30.00 )	(\$ 1,428.00 )
Trans-Tex Investment	02-04-0453	(\$ 903.00 )	(\$ 810.00 )	(\$ 75.00 )	(\$ 1,788.00 )
Trans-Tex Investment	02-04-0453	(\$ 903.00 )	(\$ 1110.00 )	(\$ 120.00 )	(\$ 2,133.00 )
Trans-Tex Investment	02-04-0453	(\$ 903.00 )	(\$ 1335.00 )	(\$ 165.00 )	(\$ 2,403.00 )
W. D. Hagfor	04-11-0605	(\$ 888.00 )	(\$ 510.00 )	(\$ 15.00 )	(\$ 1,413.00 )
Wightman, Patricia	06-08-0046	(\$ 300.00 )	(\$ 0.00 )	(\$ 45.00 )	(\$ 345.00 )
Wightman, Patricia	06-08-0046	(\$ 570.00 )	(\$ 0.00 )	(\$ 90.00 )	(\$ 660.00 )
Wightman, Patricia	04-08-1360	(\$ 0.00 )	(\$ 177.00 )	(\$ 45.00 )	(\$ 222.00 )
Wightman, Patricia	04-08-1360	(\$ 0.00 )	(\$ 319.20 )	(\$ 90.00 )	(\$ 409.20 )
		\$ 55,232.48	\$ 95,365.80	\$ 10,931.00	\$ 161,529.28

Lien List Recap for OCTOBER 2018

Total Amount of Liens Released	\$	161,529.28
Road Assessments Paid	\$	25,622.27
Standby Assessments Paid	\$	1,792.80
Attorney Fees	\$	3,464.45
Total actually collected	\$	30,879.52
Total Write offs	\$	51,665.32

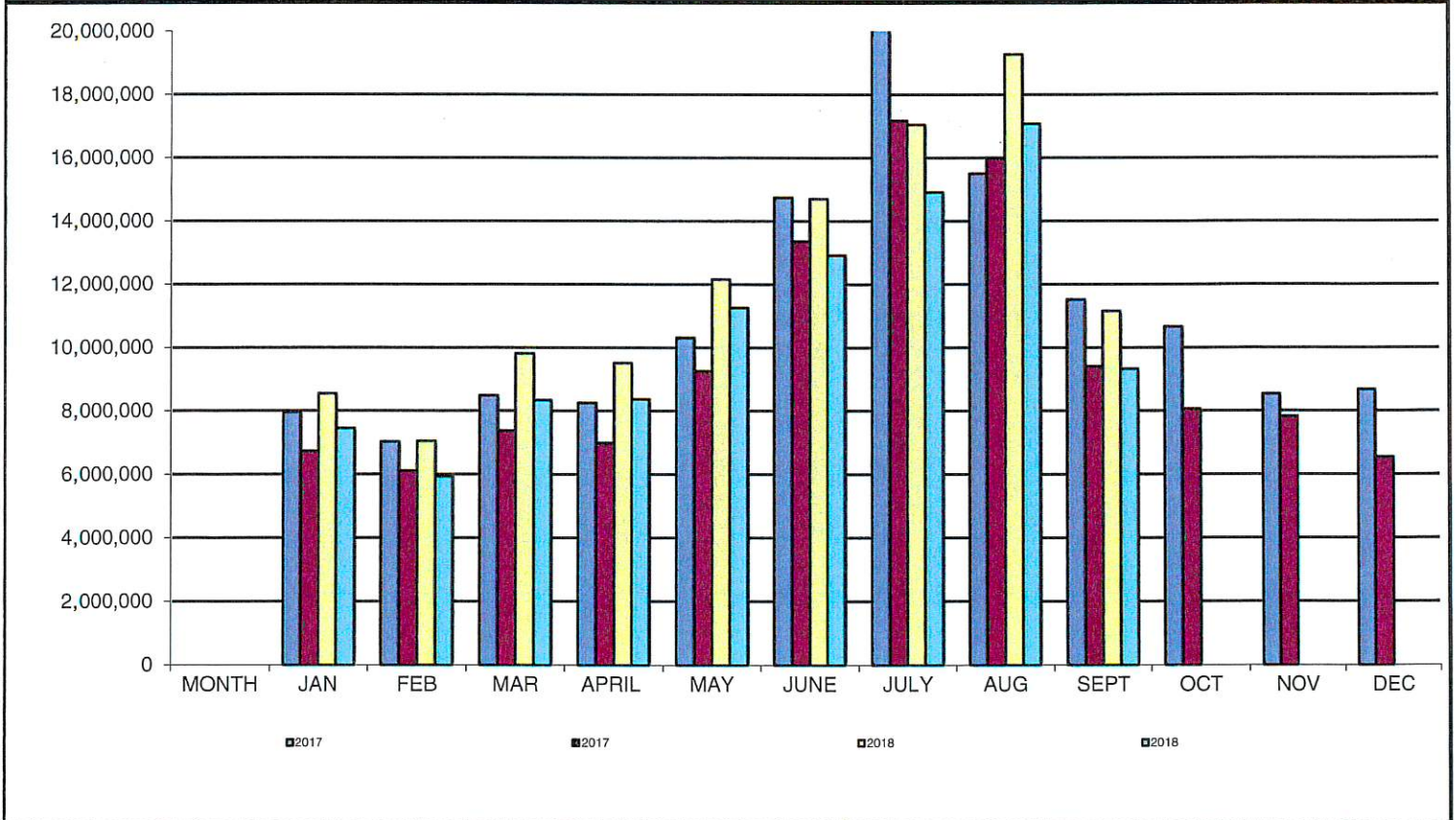
# Misc Reports

	Total Customers Billed	E-Billing Customers	Web Online Payments	Bank Drafts	Credit Card Drafts	% of Customers paying online or drafts	Mail/Walk-ins/ Drop Box
Jan	1652	560	660	266	77	56%	649
Feb	1666	572	652	267	105	55%	642
Mar	1674	563	699	266	126	58%	583
Apr	1669	570	671	267	153	56%	578
May	1681	586	693	273	166	57%	549
Jun	1687	602	705	276	181	58%	525
Jul	1711	612	708	279	192	58%	532
Aug	1717	614	737	283	206	59%	491
Sep	1732	618	734	280	221	59%	497
Oct							0
Nov							0
Dec							0

	Culvert Permits (Cumulative Total)	Irrigation Permits (Cumulative Total)	Swimming Pool Permits (Cumulative Total)
Jan	5	0	2
Feb	8	0	2
Mar	11	0	3
Apr	17	0	5
May	25	0	6
Jun	31	0	6
Jul	42	0	6
Aug	51	0	7
Sep	53	2	8
Oct			
Nov			
Dec			

**BCWCID#2 2018  
CONSUMPTION REPORT**

	2017	2017	2018	2018	2018		
	PUMPED	USAGE	PUMPED	USAGE	PUMPED	ACTIVE	
MONTH	WATER	OF WATER	WATER	OF WATER	UNBILLED	METERS	%
JAN	7962350	6735988	8542700	7456309	582200	1,649	6%
FEB	7028500	6111321	7052400	5935407	364360	1,657	11%
MAR	8487400	7376018	9807100	8339939	494400	1,674	10%
APRIL	8252780	6987777	9507700	8371140	423100	1,669	8%
MAY	10312000	9253230	12156500	11258177	583800	1,681	3%
JUNE	14735700	13354077	14696367	12907732	845500	1,687	6%
JULY	20309900	17173612	17043575	14906255	676360	1,706	9%
AUG	15495380	15973516	19271835	17071678	968600	1,717	6%
SEPT	11516995	9401892	11152765	9326113	604600	1,732	11%
OCT	10653725	8059239					#DIV/0!
NOV	8536960	7826294					#DIV/0!
DEC	8679143	6542315					#DIV/0!
<b>TOTALS</b>	<b>131,970,833</b>	<b>114,795,279</b>	<b>109,230,942</b>	<b>95,572,750</b>	<b>5,542,920</b>		<b>7%</b>



SEPTEMBER 2018

BCWCID#2

Re-Cap of Water Tap Applications

WATER TAPS:

2018 Complete.....	77	
2018 Pending.....	6	
2017 Complete.....	78	
2016 Complete .....	88	
2015 Complete .....	60	
2014 Complete .....	39	
2013 Complete.....	35	
2012 Complete.....	37	
2011 Complete.....	42	
2010 Complete.....	49	
2009 Complete.....	43	
2008 Complete.....	35	
2007 Complete.....	47	
2006 Pending.....	1	(Sac-N-Pac)
2006 Complete.....	25	
2005 Complete.....	26	
2004 Complete.....	39	
2003 Complete.....	72	
2002 Complete.....	113	

SEPTEMBER 2018

BCWCID#2

Re-Cap of Waste Water Tap Applications

WASTE WATER TAPS:

2018 Complete.....	37
2018 Pending.....	5
2017 Complete .....	35
2016 Complete .....	40
2015 Complete .....	32
2014 Complete .....	26

Active Waste Water Customers: 696

JOB CODE	----- ISSUED THIS PERIOD -----				----- PRIOR ORDERS -----			TOTAL	TOTAL
	ISSUED	COMPLETED	VOIDED	OUTSTANDING	COMPLETED	VOIDED	OUTSTANDING	COMPLETED	OUTSTANDING
ALARM SEWER ALARM	13	11	0	1	1,493	15	3	1,504	4
BROWN BROWN WATER	0	0	0	0	335	3	0	335	0
CULVE CULVERT PERMIT	2	2	0	0	167	7	2	169	2
FLUSH FLUSH WATER LINE	6	4	0	2	720	0	0	724	2
ISWAP METER HEAD SWAP	3	3	0	0	126	11	0	129	0
IRRI IRRIGATION PERMIT	0	0	0	0	26	2	0	26	0
LEAK CHECK FOR LEAK	6	5	0	1	1,435	15	1	1,440	2
LMTR LOCK MTR	0	0	0	0	212	61	0	212	0
LNLOC LINE LOCATE	2	2	0	0	185	3	0	187	0
METER MOVE METER CHARGE	0	0	0	0	6	7	0	6	0
MI METER INFORMATION	1	1	0	0	120	9	0	121	0
MISCE MISCELLANEOUS	8	8	0	0	2,916	168	7	2,924	7
MOW MOWING GRASS	0	0	0	0	243	1	0	243	0
OCC OCCUPANT CHANGE	15	15	0	0	3,216	56	0	3,231	0
ODOR SMELLY WATER	2	2	0	0	7	0	0	9	0
OFF TURN OFF SERVICE	12	11	1	0	2,298	259	0	2,309	0
OFFEE TRIP CHARGE TURN OFF	0	0	0	0	13	0	0	13	0
ON TURN ON SERVICE	22	20	2	0	2,797	74	0	2,817	0
ONFEE TRIP CHARGE TURN ON	0	0	0	0	12	2	0	12	0
POOLS POOL/SPA PERMIT	0	0	0	0	23	1	0	23	0
RC READ CHECK	2	1	1	0	397	81	0	398	0
ROAD ROAD REPAIR	11	1	0	10	3,393	23	31	3,394	41
RMON RADIO READ MONITOR (RENT)	0	0	0	0	0	1	0	0	0
SEWER WASTEWATER MISC SERVICE	1	1	0	0	1,349	21	1	1,350	1
SIGN STREET SIGN	1	0	1	0	55	1	0	55	0
SWAP METER SWAP-OUT	221	213	8	0	1,114	84	0	1,327	0
SWTAP W/W TAP	1	1	0	0	327	11	5	328	5
TEMP TMP WTR	0	0	0	0	7	4	0	7	0
W/W W/W ESTIMATE	12	11	0	1	714	24	2	725	3
WMEAS MEASURE FOR WATER TAP	16	16	0	0	977	23	5	993	5
WPRES LOW WATER PRESSURE	0	0	0	0	281	15	0	281	0
WTRTP WATER TAP	5	0	2	3	22	597	2	22	5
WMOV W/W ESTIMATE FOR RELOCATE	0	0	0	0	11	5	0	11	0
** GRAND TOTALS **	362	328	15	18	24,997	1,584	59	25,325	77

2013-2018 COMPARISON ROAD & STANDBY

MONTH	PRIOR YR RD	CURRENT RD	TOTAL ROADS	PRIOR YR SB	CURRENT SB	TOTAL SB	TOTALS	% Current Rd	% Current SB
JAN									
2013	\$41,260.80	\$938.00	\$ 42,198.80	\$5,354.51	\$0.00	\$ 5,354.51	\$ 47,553.31	2.22%	0.00%
2014	\$16,953.96	\$6,717.00	\$ 23,670.96	\$2,025.33	\$756.00	\$ 2,781.33	\$ 26,452.29	28.38%	27.18%
2015	\$46,965.38	\$3,501.00	\$ 50,466.38	\$2,088.00	\$0.00	\$ 2,088.00	\$ 52,554.38	6.94%	0.00%
2016	\$38,720.86	\$4,131.00	\$ 42,851.86	\$5,019.54	\$108.00	\$ 5,127.54	\$ 47,979.40	9.64%	2.11%
2017	\$ 35,426.89	\$ 5,954.00	\$ 41,380.89	\$ 896.00	\$ 264.00	\$ 1,160.00	\$ 42,540.89	14.39%	22.76%
2018	\$ 115,672.15	\$ 10,968.00	\$ 126,640.15	\$ 3,217.00	\$ -	\$ 3,217.00	\$ 129,857.15	8.66%	0.00%
FEB									
2013	\$ 18,626.80	\$ 67,095.40	\$ 85,722.20	\$ 1,030.75	\$ 5,044.00	\$ 6,074.75	\$ 91,796.95	78.27%	83.03%
2014	\$ 15,340.01	\$ 50,611.20	\$ 65,951.21	\$ 630.63	\$ 2,916.00	\$ 3,546.63	\$ 69,497.84	76.74%	82.22%
2015	\$ 29,099.97	\$ 81,445.03	\$ 110,545.00	\$ 3,048.00	\$ 4,474.50	\$ 7,522.50	\$ 118,067.50	73.68%	59.48%
2016	\$ 29,281.26	\$ 97,183.76	\$ 126,465.02	\$ 2,196.00	\$ 4,752.00	\$ 6,948.00	\$ 133,413.02	76.85%	68.39%
2017	\$ 37,167.14	\$ 108,620.10	\$ 145,787.24	\$ 6,098.00	\$ 644.00	\$ 6,742.00	\$ 152,529.24	74.51%	9.55%
2018	\$ 52,408.12	\$ 92,820.40	\$ 145,228.52	\$ 7,030.00	\$ -	\$ 7,030.00	\$ 152,258.52	63.91%	0.00%
MARCH									
2013	\$ 17,858.90	\$ 34,408.60	\$ 52,267.50	\$ 3,172.37	\$ 1,428.00	\$ 4,600.37	\$ 56,867.87	65.83%	31.04%
2014	\$ 13,978.32	\$ 60,159.00	\$ 74,137.32	\$ 1,453.37	\$ 3,024.00	\$ 4,477.37	\$ 78,614.69	81.15%	67.54%
2015	\$ 25,994.36	\$ 48,549.86	\$ 74,544.22	\$ 520.00	\$ 2,135.92	\$ 2,655.92	\$ 77,200.14	65.13%	80.42%
2016	\$ 39,332.78	\$ 43,344.46	\$ 82,677.24	\$ 7,171.28	\$ 1,746.00	\$ 8,917.28	\$ 91,594.52	52.43%	19.58%
2017	\$ 63,299.04	\$ 58,291.95	\$ 121,590.99	\$ 3,628.50	\$ 2,655.00	\$ 6,283.50	\$ 127,874.49	47.94%	42.25%
2018	\$ 60,476.28	\$ 79,758.65	\$ 140,234.93	\$ 2,582.83	\$ -	\$ 2,582.83	\$ 142,817.76	56.88%	0.00%
APRIL									
2013	\$ 4,049.54	\$ 15,913.00	\$ 19,962.54	\$ 398.69	\$ 168.00	\$ 566.69	\$ 20,529.23	79.71%	29.65%
2014	\$ 10,437.83	\$ 23,886.85	\$ 34,324.68	\$ 1,697.16	\$ 540.00	\$ 2,237.16	\$ 36,561.84	69.59%	24.14%
2015	\$ 50,455.27	\$ 26,487.88	\$ 76,943.15	\$ 1,113.20	\$ 432.00	\$ 1,545.20	\$ 78,488.35	34.43%	27.96%
2016	\$ 12,911.65	\$ 23,397.53	\$ 36,309.18	\$ 639.00	\$ 864.00	\$ 1,503.00	\$ 37,812.18	64.44%	57.49%
2017	\$ 10,981.60	\$ 25,543.90	\$ 36,525.50	\$ 921.00	\$ 1,056.00	\$ 1,977.00	\$ 38,502.50	69.93%	53.41%
2018	\$ 17,879.81	\$ 36,796.04	\$ 54,675.85	\$ 1,042.50	\$ -	\$ 1,042.50	\$ 55,718.35	67.30%	0.00%
MAY									
MONTH	PRIOR YR RD	CURRENT RD	TOTAL ROADS	PRIOR YR SB	CURRENT SB	TOTAL SB	TOTALS	% Current Rd	% Current SB

2013	\$ 5,122.66	\$ 9,357.00	\$ 14,479.66	\$ 2,357.38	\$ 182.00	\$ 2,539.38	\$ 17,019.04	64.62%	7.17%
2014	\$ 11,212.74	\$ 11,752.32	\$ 22,965.06	\$ 2,332.50	\$ 324.00	\$ 2,656.50	\$ 25,621.56	51.17%	12.20%
2015	\$ 21,695.12	\$ 9,728.10	\$ 31,423.22	\$ 1,119.76	\$ 432.00	\$ 1,551.76	\$ 32,974.98	30.96%	27.84%
2016	\$ 20,027.28	\$ 15,607.50	\$ 35,634.78	\$ 585.00	\$ 432.00	\$ 1,017.00	\$ 36,651.78	43.80%	42.48%
2017	\$ 19,898.03	\$ 22,307.58	\$ 42,205.61	\$ 300.00	\$ 396.00	\$ 696.00	\$ 42,901.61	52.85%	56.90%
2018	\$ 41,756.88	\$ 26,147.09	\$ 67,903.97	\$ 2,243.00	\$ -	\$ 2,243.00	\$ 70,146.97	38.51%	0.00%
JUNE									
2013	\$ 7,452.91	\$ 8,772.60	\$ 16,225.51	\$ 969.80	\$ 84.00	\$ 1,053.80	\$ 17,279.31	54.07%	7.97%
2014	\$ 5,461.13	\$ 12,304.05	\$ 17,765.18	\$ 231.00	\$ 432.00	\$ 663.00	\$ 18,428.18	69.26%	65.16%
2015	\$ 12,383.14	\$ 10,440.44	\$ 22,823.58	\$ 847.00	\$ 648.00	\$ 1,495.00	\$ 24,318.58	45.74%	43.34%
2016	\$ 21,078.47	\$ 11,074.21	\$ 32,152.68	\$ 1,417.20	\$ 108.00	\$ 1,525.20	\$ 33,677.88	34.44%	7.08%
2017	\$ 48,144.47	\$ 21,764.19	\$ 69,908.66	\$ 2,386.00	\$ 264.00	\$ 2,650.00	\$ 72,558.66	31.13%	9.96%
2018	\$ 16,318.86	\$ 18,300.19	\$ 34,619.05	\$ 168.00	\$ -	\$ 168.00	\$ 34,787.05	52.86%	0.00%
MONTH PRIOR YR RD CURRENT RD TOTAL ROADS PRIOR YR SB CURRENT SB TOTAL SB TOTALS % Current Rd % Current SB									
JULY									
2013	\$ 6,390.25	\$ 7,293.79	\$ 13,684.04	\$ 1,485.55	\$ 336.00	\$ 1,821.55	\$ 15,505.59	53.30%	18.45%
2014	\$ 6,374.05	\$ 10,114.10	\$ 16,488.15	\$ 61.50	\$ 432.00	\$ 493.50	\$ 16,981.65	61.34%	87.54%
2015	\$ 6,165.31	\$ 9,191.51	\$ 15,356.82	\$ 215.00	\$ 216.00	\$ 431.00	\$ 15,787.82	59.85%	50.12%
2016	\$ 6,631.02	\$ 11,096.09	\$ 17,727.11	\$ 230.00	\$ 70.00	\$ 300.00	\$ 18,027.11	62.59%	23.33%
2017	\$ 44,122.82	\$ 16,037.89	\$ 60,160.71	\$ 5,865.00	\$ 264.00	\$ 6,129.00	\$ 66,289.71	26.66%	4.31%
2018	\$ 38,333.43	\$ 17,983.81	\$ 56,317.24	\$ 690.00	\$ -	\$ 690.00	\$ 57,007.24	31.93%	0.00%
AUG									
2013	\$ 8,507.85	\$ 6,579.95	\$ 15,087.80	\$ 963.75	\$ 168.00	\$ 1,131.75	\$ 16,219.55	43.61%	14.84%
2014	\$ 3,765.23	\$ 8,221.80	\$ 11,987.03	\$ -	\$ 216.00	\$ 216.00	\$ 12,203.03	68.59%	100.00%
2015	\$ 3,254.30	\$ 6,734.31	\$ 9,988.61	\$ -	\$ 324.00	\$ 324.00	\$ 10,312.61	67.42%	100.00%
2016	\$ 2,280.82	\$ 9,568.56	\$ 32,373.38	\$ 585.00	\$ -	\$ 585.00	\$ 32,958.38	29.56%	0.00%
2017	\$ 8,001.35	\$ 12,884.4	\$ 20,885.75	\$ 0	\$ 132	\$ 132.00	\$ 21,017.75	61.69%	100.00%
2018	\$ 24,195.33	\$ 19,735.00	\$ 43,930.33	\$ 885.00	\$ -	\$ 885.00	\$ 44,815.33	44.92%	0.00%
MONTH PRIOR YR RD CURRENT RD TOTAL ROADS PRIOR YR SB CURRENT SB TOTAL SB TOTALS % Current Rd % Current SB									
SEPT.									
2013	\$ 10,527.65	\$ 7,165.50	\$ 17,693.15	\$ 2,022.55	\$ 466.50	\$ 2,489.05	\$ 20,182.20	40.50%	18.74%
2014	\$ 18,117.34	\$ 10,992.20	\$ 29,109.54	\$ 2,179.53	\$ 495.00	\$ 2,674.53	\$ 31,784.07	37.76%	18.51%
2015	\$ 22,714.24	\$ 11,123.31	\$ 33,837.55	\$ 885.00	\$ 324.00	\$ 1,209.00	\$ 35,046.55	32.87%	26.80%

2016	\$ 32,586.89	\$ 14,553.53	\$ 47,140.42	\$ 1,016.00	\$ -	\$ 1,016.00	\$ 48,156.42	30.87%	0.00%
2017	\$ 23,883.05	\$ 14,768.60	\$ 38,651.65	\$ 4,142.50	\$ 264.00	\$ 4,406.50	\$ 43,058.15	38.21%	5.99%
2018	\$ 42,652.37	\$ 17,691.00	\$ 60,343.37	\$ 1,002.00	\$ -	\$ 1,002.00	\$ 61,345.37	29.32%	0.00%
OCT.									
2013	\$ 10,746.30	\$ 33,671.51	\$ 44,417.81	\$ 1,438.04	\$ 1,783.50	\$ 3,221.54	\$ 47,639.35	75.81%	55.36%
2014	\$ 7,888.35	\$ 38,685.75	\$ 46,574.10	\$ 410.50	\$ 2,492.00	\$ 2,902.50	\$ 49,476.60	83.06%	85.86%
2015	\$ 14,755.50	\$ 25,498.73	\$ 40,254.23	\$ 291.15	\$ 1,426.00	\$ 1,717.15	\$ 41,971.38	63.34%	83.04%
2016	\$ 31,103.58	\$ 31,954.49	\$ 63,058.07	\$ 3,217.00	\$ 1,521.00	\$ 4,738.00	\$ 67,796.07	50.67%	32.10%
2017	\$ 29,843.05	\$ 46,553.10	\$ 76,396.15	\$ 3,738.05	\$ 2,112.00	\$ 5,850.05	\$ 82,246.20	60.94%	36.10%
2018	\$ -	\$ -	\$ -	\$ -	\$ -	\$ -	\$ -	#DIV/0!	#DIV/0!
MONTH PRIOR YR RD CURRENT RD TOTAL ROADS PRIOR YR SB CURRENT SB TOTAL SB TOTALS % Current Rd % Current SB									
NOV.									
2013	\$ 6,394.66	\$ 25,224.75	\$ 31,619.41	\$ 110.75	\$ 588.00	\$ 698.75	\$ 32,318.16	79.78%	84.15%
2014	\$ 4,730.54	\$ 29,029.44	\$ 33,759.98	\$ 288.00	\$ 1,630.50	\$ 1,918.50	\$ 35,678.48	85.99%	84.99%
2015	\$ 15,068.39	\$ 37,149.21	\$ 52,217.60	\$ 1,035.00	\$ 2,052.00	\$ 3,087.00	\$ 55,304.60	71.14%	66.47%
2016	\$ 6,171.79	\$ 45,891.03	\$ 52,062.82	\$ 1,087.00	\$ 968.00	\$ 2,055.00	\$ 54,117.82	88.15%	47.10%
2017	\$ 31,199.20	\$ 61,695.11	\$ 92,894.31	\$ 8,020.36	\$ 1,350.00	\$ 9,370.36	\$ 102,264.67	66.41%	14.41%
2018	\$ -	\$ -	\$ -	\$ -	\$ -	\$ -	\$ -	#DIV/0!	#DIV/0!
DEC.									
2013	\$ 13,816.98	\$ 110,388.45	\$ 124,205.43	\$ 2,121.50	\$ 5,376.00	\$ 7,497.50	\$ 131,702.93	88.88%	71.70%
2014	\$ 12,752.43	\$ 190,734.04	\$ 203,486.47	\$ 2,496.00	\$ 6,277.50	\$ 8,773.50	\$ 212,259.97	93.73%	71.55%
2015	\$ 36,428.08	\$ 192,012.79	\$ 228,440.87	\$ 3,714.00	\$ 7,128.00	\$ 10,842.00	\$ 239,282.87	84.05%	65.74%
2016	\$ 19,769.65	\$ 247,519.79	\$ 267,289.44	\$ 117.00	\$ 7,320.00	\$ 7,437.00	\$ 274,726.44	92.60%	98.43%
2017	\$ 41,040.80	\$ 229,161.96	\$ 270,202.76	\$ 5,370.66	\$ 7,656.00	\$ 13,026.66	\$ 283,229.42	84.81%	58.77%
2018	\$ -	\$ -	\$ -	\$ -	\$ -	\$ -	\$ -	#DIV/0!	#DIV/0!
							\$ 4,610,161.50		
MONTH PRIOR YR RD CURRENT RD TOTAL ROADS PRIOR YR SB CURRENT SB TOTAL SB TOTALS % Current Rd % Current SB									
TOTALS									
2013	\$ 150,755.30	\$ 326,808.55	\$ 477,563.85	\$ 21,425.64	\$ 15,624.00	\$ 37,049.64	\$ 514,613.49	68.43%	42.17%
2014	\$ 127,011.93	\$ 453,207.75	\$ 580,219.68	\$ 13,805.52	\$ 19,535.00	\$ 33,340.52	\$ 613,560.20	78.11%	58.59%
2015	\$ 284,979.06	\$ 461,862.17	\$ 746,841.23	\$ 14,876.11	\$ 19,592.42	\$ 34,468.53	\$ 781,309.76	61.84%	56.84%
2016	\$ 280,420.05	\$ 555,321.95	\$ 835,742.00	\$ 23,280.02	\$ 17,889.00	\$ 41,169.02	\$ 876,911.02	66.45%	43.45%
2017	\$ 393,007.44	\$ 623,582.78	\$ 1,016,590.22	\$ 41,366.07	\$ 17,057.00	\$ 58,423.07	\$ 1,075,013.29	61.34%	29.20%

2018	\$ 409,693.23	\$ 320,200.18	\$ 729,893.41	\$ 18,860.33	\$ -	\$ 18,860.33	\$ 748,753.74	43.87%	0.00%
TOTALS			\$ 4,386,850.39			\$ 223,311.11	\$ 4,610,161.50		