



MUNICIPAL ACCOUNTS
& CONSULTING, L.P.

Bastrop County Water Control & Improvement District No. 2

Bookkeeper's Report

October 31, 2018

Cash Flow Report - Operating Water Account

As of October 31, 2018

Num	Name	Memo	Amount	Balance
BALANCE AS OF 10/01/2018				\$598,727.40
Receipts				
	Payment from Standby Fund		342.40	
	Payment from Road Fund		160.00	
	Payment from Road Fund		14,829.89	
	Interest Earned on Checking		84.08	
	Accounts Receivable-W		223,230.92	
	Accounts Receivable - Pump/TWDB Reserve		12,789.44	
Total Receipts				251,436.73
Disbursements				
22040	Alma Rodriguez.	Mileage Reimbursement	(70.47)	
22041	American Water Works Association	Dues & Subscriptions	(330.00)	
22042	Ameriflex Business Solutions	FSA Purchases	(4.37)	
22043	Carlton Industries, L.P.	Safety Supplies	(1,370.96)	
22044	Dental Select	Dental Insurance	(232.20)	
22045	Elliott Electric Supply Corp	Repair & Maintenance	(12.48)	
22046	Ferguson Enterprises, Inc. #1105	Materials	(3,980.22)	
22047	Gene Kruppa P.E.	GM Services	(4,685.43)	
22048	Lowe's Business Account	Materials	(575.26)	
22049	Patricia Lujan	Mileage	(44.80)	
22050	Paul Hightower	Reimbursements	(4,063.84)	
22051	Purify	Chemical/Chlorine	(1,807.50)	
22052	Time Warner Cable	Telephone/Internet	(156.38)	
22053	We Rent It	Field Equipment Rental	(2,345.14)	
22054	Ameriflex Business Solutions	FSA Purchases	(47.75)	
22055	Ameriflex Business Solutions.	Insurance FSA Fees	(78.00)	
22056	AT&T	Telephone Expense - Lift Station	(112.95)	
22057	AT&T Mobility	Telephone Expense	(61.46)	
22058	Bastrop Copier	Copier	(176.00)	
22059	BEFCO Engineering, Inc	Engineering Fee - Mapping	(435.00)	
22060	Card Service Center	Credit Card Expense	(641.55)	
22061	Coeus Networks	Computer Tech	(1,092.50)	
22062	Fluid Meter Service, Corp	Meters	(4,560.00)	
22063	Gene Kruppa P.E.	GM Services	(3,502.52)	
22064	Imperative Information Group, Inc.	Pre-Wmployment Screening	(304.00)	
22065	James E Garon & Associates, Inc	Engineering Fee	(2,400.00)	
22066	Matrix Imaging Solutions (C)	Printing	(335.76)	
22067	Municipal Accounts & Consulting L.P.	Bookkeeping Fees	(3,526.84)	
22068	Parobek Plumbing (S)	Repairs	(110.00)	
22069	Pension Advisors, Inc.	Retirement - Life	(367.50)	
22070	Quill Corporation	Office Supplies	(323.94)	
22071	Trac N Trol, Inc.	SCADA System	(599.25)	
22072	Wells Fargo Vendor Fin Serv	Office Equip Lease	(451.86)	
22073	WJC Constructors, LLC	Capital Outlay	(14,100.00)	
22074	Xerox Corporation	Office Leased Equipment	(436.92)	
22075	Amcest Corporation	Security Agreement	(420.00)	
22076	Aqua Water Supply Corporation	Water Samples	(175.00)	
22077	Carlton Industries, L.P.	Safety Supplies	(151.02)	
22078	Cintas Corporation #86	Uniforms	(722.64)	
22079	Coeus Networks	Computer Tech	(236.06)	
22080	DPC Industries, Inc.	Chemicals	(940.70)	

Cash Flow Report - Operating Water Account

As of October 31, 2018

Num	Name	Memo	Amount	Balance
Disbursements				
22081	Ferguson Enterprises, Inc. #1105	Materials	(1,334.54)	
22082	Fluid Meter Service, Corp	Meters	(3,900.00)	
22083	Heussner Co., Inc	Materials	(387.75)	
22084	Johnson Lab & Supply Inc.	Materials & Maintenance	(2,184.13)	
22085	Lost Pines Groundwater Conservation Distr	Ground Water Assessment	(1,634.95)	
22086	McLean & Howard, LLP	Legal Fees	(2,775.00)	
22087	Tyler Technologies Inc	Maint Agreement Incode	(2,851.25)	
22088	USABluebook	Materials	(464.90)	
22089	WC of Texas LLC-C	Garbage Expense	(76.13)	
22090	Wex Bank	Fuel	(1,370.87)	
22091	Laurie & Matthew Harris	Customer Deposit Refund	(27.14)	
22092	Dale & Linda Lockett	Customer Deposit Refund	(71.71)	
22093	Jessica Bienek	Customer Deposit Refund	(151.42)	
22094	Jeffrey Harwell	Customer Deposit Refund	(129.28)	
22095	Kody Sullivan & Daune Howard	Customer Deposit Refund	(21.20)	
22096	Jennifer Bliss	Customer Deposit Refund	(163.95)	
22097	Jennifer Martin	Customer Deposit Refund	(97.91)	
22098	Chandra & Kabita Kandel	Customer Deposit Refund	(134.64)	
22099	Sherry Schena	Customer Deposit Refund	(165.33)	
22100	Ashley & Ronnie McCullough	Customer Deposit Refund	(193.37)	
22101	Zach & Megan Camden	Customer Deposit Refund	(143.96)	
22102	Ameriflex Business Solutions	FSA Purchases	(65.00)	
22103	Bastrop WCID No 2	Petty Cash Replenish	(165.63)	
22104	Bastrop WCID No 2 - W/W	WasteWater Service	(150.26)	
22105	Bastrop WCID No 2 - Water	Purchase Water Expense	(291.12)	
22106	Carlton Industries, L.P.	Safety Supplies	(253.62)	
22107	Fluid Meter Service, Corp	Meters	(4,500.00)	
22108	Frontier Communications	Answering Service	(66.20)	
22109	Humana	Insurance Premium	(11,307.35)	
22110	La Grange NAPA	Vehicle Repairs	(298.48)	
22111	Professional Image Communications	Answering Service	(190.00)	
22112	Quill Corporation	Office Supplies	(359.32)	
22113	Time Warner Cable	Telephone/Internet	(100.51)	
22114	TML Intergovernmental Risk Pool	Insurance	(30,166.36)	
22115	Unum Life Insurance Company	Insurance Premium	(504.89)	
22116	Ameriflex Business Solutions	FSA Purchases	(13.75)	
22117	Bastrop Tree Service Inc.	repair & Maintenance	(250.00)	
22118	Dahill	Leased Office Equipment	(30.96)	
22119	Dental Select	Dental Insurance	(316.80)	
22120	DPC Industries, Inc.	Chemicals	(170.00)	
22121	Environmental Improvements, Inc	Grinder Pumps	(265,011.49)	
22122	Ferguson Enterprises, Inc. #1105	Repairs & Maintenance	(901.43)	
22123	Home Depot	Materials & Maintenance	(24.68)	
22124	Lowe's Business Account	Materials	(1,482.79)	
22125	Municipal Accounts & Consulting L.P.	Bookkeeping Fees	(4,419.78)	
22126	National Works Inc	Lift Station Repairs	(37,009.00)	
22127	Neopost USA Inc.	Office Equipment Lease	(413.21)	
22128	Quill Corporation	VOID: Office Supplies	0.00	
22129	Tyler Technologies Inc	Maint Agreement Incode	(297.21)	
22130	USABluebook	Materials & Maintenance	(212.54)	
22131	We Rent It	Field Equipment Rental	(2,006.84)	
EFT	Bastrop WCID No 2	TCDRS - Retirement Payment	(4,092.96)	

Cash Flow Report - Operating Water Account

As of October 31, 2018

Num	Name	Memo	Amount	Balance
Disbursements				
EFT	Bluebonnet Electric Coop	Ulility	(5,447.86)	
EFT	City of Bastrop	Purchase Sewer Service	(12,085.81)	
INT/SRV	Bastrop WCID No 2	Credit Card Discount Fees	(1,799.03)	
INT/SRV	Bastrop WCID No 2	Customer Charge Back Items	(486.11)	
PAYROLL	Bastrop WCID No 2 - Water	Payroll - 09/26/2018 - 10/09/2018	(16,098.18)	
PAYROLL	Bastrop WCID No 2 - Water	Payroll - 10/10/2018 - 10/23/2018	(15,307.13)	
PAYROLL	John Hancock	401K Payments - John Hancock	(866.45)	
PAYROLL	John Hancock	401K Payments - John Hancock	(894.72)	
PAYROLL	Alliance Payroll	Payroll Fees	(208.45)	
PAYROLL	United States Treasury	Payroll Liabilites	(10,839.16)	
RCT/TRN	Bastrop WCID No 2	Transfer to WW-Annual TWDB - September	(30,734.69)	
RCT/TRN	Bastrop WCID No 2	Transfer to Water Reserve Savings - September	(5,423.77)	
Total Disbursements				(539,531.24)
BALANCE AS OF 10/31/2018				\$310,632.89

Cash Flow Report - TWDB WW Account

As of October 31, 2018

Num	Name	Memo	Amount	Balance
BALANCE AS OF 10/01/2018				\$572.00
Receipts				
	No Receipts Activity		0.00	
Total Receipts				0.00
Disbursements				
	No Disbursements Activity		0.00	
Total Disbursements				0.00
BALANCE AS OF 10/31/2018				\$572.00

Cash Flow Report - Standby Operating Account

As of October 31, 2018

Num	Name	Memo	Amount	Balance
BALANCE AS OF 10/01/2018				\$124,643.19
Receipts				
	Accounts Receivable		3,359.00	
Total Receipts				3,359.00
Disbursements				
3922	Bastrop WCID No 2 Water	AP & Allocation	(342.40)	
Total Disbursements				(342.40)
BALANCE AS OF 10/31/2018				\$127,659.79

Cash Flow Report - Road Const Operating Account

As of October 31, 2018

Num	Name	Memo	Amount	Balance
BALANCE AS OF 10/01/2018				\$11,769.69
Receipts				
	Wire Transfer to Checking		20,000.00	
	Water CD Closed to Roads to Fund		151,392.25	
	Accounts Receivable		80,467.68	
Total Receipts				251,859.93
Disbursements				
4912	Buda Materials LLC	Road Project	(44,858.16)	
4913	Texas Aggregates, LP	Capital Outlay	(1,525.29)	
4914	Texas Aggregates, LP	Concrete	(5,025.15)	
4915	WJC Constructors, LLC	Capital Outlay	(3,375.00)	
4916	Bastrop Tree Service, Inc.	Tree Removal	(1,350.00)	
4917	Bastrop WCID No 2 Water	Reimbursement to Water Fund	(14,989.89)	
4918	Buda Materials LLC	Road Project	(23,934.24)	
4919	McCreary, Veselka, Bragg & Allen PC	Legal Fees - 05-27-1540 E Hicks Jr	(560.07)	
4920	McCreary, Veselka, Bragg & Allen PC	Legal Fees - 04-02-0176-0179 James T & Judy Shor	(399.60)	
4921	McCreary, Veselka, Bragg & Allen PC	Legal Fees - 02-16-1553 Frederick E Smith	(103.50)	
4922	Alliance Engineering Group, Inc	Engineering	(955.00)	
4923	McCreary, Veselka, Bragg & Allen PC	Legal Fees - 04-09-1253 Odell & Elva Trueblood	(367.12)	
4924	Buda Materials LLC	Ahumoa Drive - Tahitian Village Project	(10,313.82)	
4925	FedEx	Postage	(77.05)	
4926	HaiDak Construction & Excavating LLC	Repairs Contracted	(1,200.00)	
4927	WJC Constructors, LLC	Road Project	(109,330.00)	
FEES	Bastrop WCID No 2 RC	Credit Card Discount Fees	(301.39)	
Total Disbursements				(218,665.28)
BALANCE AS OF 10/31/2018				\$44,964.34

Account Balances

As of October 31, 2018

Financial Institution (Acct Number)	Issue Date	Maturity Date	Interest Rate	Account Balance	Notes
Fund: Water/Wastewater					
Certificates of Deposit					
GREEN BANK (XXXX4260)	01/05/2018	11/04/2018	1.00 %	150,000.00	Water
FIRST NATIONAL BANK BASTR (XXXX4188)	11/18/2016	11/18/2018	1.05 %	153,053.21	Water
COMPASS BANK-PREMIER (XXXX4906)	01/05/2018	12/05/2018	1.28 %	150,000.00	Water
ICON BANK (XXXX1274)	01/05/2018	01/10/2019	1.25 %	150,000.00	Water
CADENCE BANK (XXXX8631)	08/09/2018	02/11/2019	2.00 %	150,000.00	Water
BUSINESS BANK OF TX, NA (XXXX425)	09/06/2018	03/05/2019	2.10 %	150,000.00	Water
Money Market Funds					
AMEGY BANK - TRUST (XXXX1041)	01/01/2017		1.20 %	623,236.42	WW-ESC TWDB Loan
FIRST NATIONAL BANK BASTR (XXXX3903)	01/01/2017		0.25 %	79,051.91	WW-TWDB 5 Yr Res
FIRST NATIONAL BANK BASTR (XXXX4385)	01/01/2017		0.25 %	591,324.08	WW-Annual TWDB
FIRST NATIONAL BANK BASTR (XXXX5076)	01/01/2017		0.25 %	70,892.46	Water MM
FIRST NATIONAL BANK BASTR (XXXX7248)	01/01/2017		0.25 %	104,605.19	W-TWDB 5 Yr Res
FIRST NATIONAL BANK BASTR (XXXX3543)	01/01/2017		0.25 %	98,400.55	Water Cap Improv
Checking Account(s)					
FIRST NAT BASTR-CKING (XXXX1469)			0.10 %	310,632.89	Operating - Water
FIRST NAT BASTR-CKING (XXXX3289)			0.10 %	572.00	TWDB WW
Totals for Water/Wastewater Fund:				\$2,781,768.71	
Fund: Standby					
Checking Account(s)					
ROSCOE STATE BANK (XXXX2687)			0.10 %	127,659.79	Standby Operating
Totals for Standby Fund:				\$127,659.79	
Fund: Roads					
Money Market Funds					
ROSCOE STATE BANK (XXXX3131)	01/01/2016		0.50 %	181.69	Road Const MM
Checking Account(s)					
ROSCOE STATE BANK (XXXX2709)			0.10 %	44,964.34	Road Const Operating
Totals for Roads Fund:				\$45,146.03	
Grand total for Bastrop County Water Control & Improvement District No. 2:				\$2,954,574.53	

**Bastrop WCID No 2 - Water/Wastewater
Actual vs Budget Water
October 2018**

	Oct 18	Budget	Jan - Oct 18	YTD Budget	Annual Budget
Ordinary Income/Expense					
Income					
Water-Revenue					
14110 · TV Water Sales	112,371	91,667	1,109,973	916,667	1,100,000
14115 · Water Late Charge Income	2,404	2,083	27,810	20,833	25,000
14120 · TV Tap Fees	28,350	15,000	262,275	150,000	180,000
14125 · Capital Reserve Fee	0	5,000	0	50,000	60,000
14130 · Water Line Bore	1,650	583	30,000	5,833	7,000
14135 · Water Line Extension	0	833	0	8,333	10,000
14140 · Backflow Inspections	0	500	1,350	5,000	6,000
14145 · Returned Check Fee	0	25	0	250	300
14148 · Pools	55	33	495	333	400
14150 · Maps Sold	60	25	216	250	300
14155 · Office Rents	275	375	2,750	3,750	4,500
14160 · Other Income-W	40	0	12,740	0	0
14170 · Reconnect Fee	1,000	833	9,150	8,333	10,000
14175 · Interest-W	1,544	292	3,862	2,917	3,500
14180 · Copies & Faxes	0	4	11	42	50
14185 · FEMA Payments	0	0	2,224	0	0
14190 · Irrigation Systems	0	25	0	250	300
Total Water-Revenue	147,749	117,279	1,462,856	1,172,792	1,407,350
Total Income	147,749	117,279	1,462,856	1,172,792	1,407,350
Expense					
Water-Expense					
16100 · Payroll					
16100a · Salaries	38,080	42,083	380,786	420,833	505,000
16100b · Over Time	1,174	1,500	14,830	15,000	18,000
16100c · Double Time	106	250	1,855	2,500	3,000
16100e · Holiday	2,103	1,833	20,015	18,333	22,000
16100f · Annual Leave	882	1,667	20,288	16,667	20,000
16100g · Sick	1,058	417	9,025	4,167	5,000
16100h · Personal Time	0	308	925	3,083	3,700
16100i · Bonus	0	1,667	10,000	16,667	20,000
16100j · Moving	0	0	2,160	0	0
16100k · FICA	3,695	3,000	34,737	30,000	36,000
16100l · 401K	0	167	526	1,667	2,000
16100m · Retirement-Life	3,366	1,727	114,741	75,545	79,000
16100n · SUTA	0	167	1,863	1,667	2,000
16100o · Longevity Pay	0	875	0	8,750	10,500
16100p · FUTA	37	0	447	0	0
16100q · On Call Pay	390	417	3,980	4,167	5,000
Total 16100 · Payroll	50,888	56,077	616,177	619,045	731,200
16110 · Health Insurance					
16110a · Insurance-Medical	6,326	11,300	77,498	113,000	135,600
16110b · Insurance-Dental	319	175	2,249	1,750	2,100
16110c · Insurance-Vision	64	133	807	1,333	1,600
16110d · HSA	0	150	900	1,500	1,800

**Bastrop WCID No 2 - Water/Wastewater
Actual vs Budget Water
October 2018**

	Oct 18	Budget	Jan - Oct 18	YTD Budget	Annual Budget
16110e · Insurance-Life	311	292	4,158	2,917	3,500
Total 16110 · Health Insurance	7,020	12,050	85,612	120,500	144,600
16117 · Payroll Service Fee	208	0	2,462	0	0
16118 · Hand Tools	0	167	3,353	1,667	2,000
16120 · Wellness Program	0	25	244	250	300
16121 · Uniforms-W	0	583	4,720	5,833	7,000
16122 · Mileage	95	83	3,041	833	1,000
16123 · Vehicle Usage	0	500	2,508	5,000	6,000
16124 · Admin Allocations	(7,909)	(7,917)	(73,674)	(79,167)	(95,000)
16125 · PPE Allocations	(8,124)	(8,667)	(79,263)	(86,667)	(104,000)
16125a · EOM Salary Reimburs from WW	(9,557)	(10,083)	(93,251)	(100,833)	(121,000)
16126 · Answering Service	190	333	1,900	3,333	4,000
16127 · Repairs-Contracted-W	0	417	1,010	4,167	5,000
16128 · Maint Agreement-Hand Held	0	150	1,560	1,500	1,800
16128a · Contracted Taps - Water	0	583	0	5,833	7,000
16129 · Maint Agreement-Incode-W	297	1,000	8,704	10,000	12,000
16130 · Office Equip Lease	896	1,000	12,308	10,000	12,000
16131 · Pest Control	0	25	69	250	300
16132 · Maint Agreement-Printer	0	83	0	833	1,000
16133a · Security Agreement	420	25	420	250	300
16135 · Garbage	76	125	761	1,250	1,500
16136 · Cleaning-Maint Building	0	83	1,125	833	1,000
16137 · Backflow Inspection	0	33	0	333	400
16138 · Chemicals-Chlorine	170	1,333	13,170	13,333	16,000
16138a · Contract Labor	0	417	1,150	4,167	5,000
16139 · Field Equip Rental-W	1,003	417	9,191	4,167	5,000
16140 · Fuel-W	0	792	7,618	7,917	9,500
16141 · Repairs & Maint-W	211	1,500	2,594	15,000	18,000
16142 · Materials-W	1,228	5,417	48,082	54,167	65,000
16144 · Safety Supplies-W	78	333	3,044	3,333	4,000
16145 · Damage Claims	0	83	43,883	833	1,000
16145a · Meter Maintenance	0	42	0	417	500
16146 · Water Samples	0	542	6,490	5,417	6,500
16147 · Repairs & Maint-Water Well	0	1,667	13,005	16,667	20,000
16149 · Computer-W	3,120	1,500	20,137	15,000	18,000
16150 · Depreciation-W	16,764	14,167	167,639	141,667	170,000
16151 · Dues & Subscriptions	559	67	1,274	667	800
16152 · Election Costs	0	417	1,940	4,167	5,000
16153 · Fax	0	8	8	83	100
16154 · Late Fees-W	0	125	166	1,250	1,500
16155 · Internet	0	167	0	1,667	2,000
16156 · Printing-W	211	417	7,249	4,167	5,000
16156a · Janitorial Supplies	0	17	0	167	200
16157 · Office Supplies-W	939	417	4,606	4,167	5,000
16158 · Misc-W	356	167	3,369	1,667	2,000
16159 · Medical-W	0	33	0	333	400
16160 · Misc Office-W	370	208	2,079	2,083	2,500
16161 · Pre-Employment Screening	0	5	518	50	60
16162 · Random Drug Screening	0	13	0	125	150
16163 · Postage	0	750	8,680	7,500	9,000

**Bastrop WCID No 2 - Water/Wastewater
Actual vs Budget Water
October 2018**

	Oct 18	Budget	Jan - Oct 18	YTD Budget	Annual Budget
16164 · Public Notice	0	250	2,239	2,500	3,000
16165 · Telephone-W	496	500	7,197	5,000	6,000
16166 · License-W	0	208	298	2,083	2,500
16166a · Advertising	0	42	0	417	500
16167 · Bank Fees-W	0	417	395	4,167	5,000
16169 · TCEQ Fees-W	0	667	0	6,667	8,000
16171 · CC Fees	1,799	1,417	26,187	14,167	17,000
16172 · Interest Bonds-W	2,361	2,333	21,362	23,333	28,000
16174 · Accounting-W	1,494	1,167	13,891	11,667	14,000
16175 · Appraiser	0	83	0	833	1,000
16176 · Audit-W	0	667	9,000	6,667	8,000
16177 · Engineering-W	0	250	20,725	2,500	3,000
16178 · Legal-W	0	833	22,191	8,333	10,000
16179 · Insurance-W					
16179a · Insurance-Property-W	2,643	458	2,643	4,583	5,500
16179b · Insurance-Vehicles-W	1,887	142	1,887	1,417	1,700
16179c · Insurance-Misc-W	376	17	376	167	200
16179d · Insurance-E&O-W	531	42	531	417	500
16179e · Insurance-Liability-W	826	75	826	750	900
16179f · Insurance-Bonding	0	25	1,456	250	300
16179g · Insurance-FSA	24	417	1,324	4,167	5,000
16179h · Insurance-WC-W	5,179	333	6,032	3,333	4,000
16179i · Insurance- Wells	0	458	0	4,583	5,500
Total 16179 · Insurance-W	11,466	1,967	15,075	19,667	23,600
16180 · Repairs-Bldg-W	498	167	1,162	1,667	2,000
16181 · Repairs-Equip-W	0	333	362	3,333	4,000
16182 · Repairs-Vehicles-W	0	500	2,310	5,000	6,000
16182a · Yard Maintenance-Mowing	0	250	0	2,500	3,000
16183 · Travel					
16183a · Travel-Air	0	38	0	375	450
16183b · Travel-Lodging	0	350	201	3,500	4,200
16183c · Travel-Meals	0	58	532	583	700
16183d · Travel-Rental Car	0	21	0	208	250
Total 16183 · Travel	0	467	732	4,667	5,600
16184 · Training-W	575	208	1,590	2,083	2,500
16185 · Electricity					
16185a · Electricity-Maint Bldg	0	142	1,805	1,417	1,700
16185b · Electricity-Office Bldg	0	583	4,443	5,833	7,000
16185c · Electricity-Wells	0	4,167	37,338	41,667	50,000
16185d · Electricity-WW Lift Station	0	42	722	417	500
Total 16185 · Electricity	0	4,933	44,308	49,333	59,200
16186 · Water-Maint Bldg	0	142	1,238	1,417	1,700
16187 · Water-Office Bldg	0	142	1,438	1,417	1,700
16188 · Computer Supplies	236	42	6,479	417	500
16189 · Labor-Service Lines & Tap-W	0	0	27,250	0	0
16196 · Permits	0	100	0	1,000	1,200

**Bastrop WCID No 2 - Water/Wastewater
Actual vs Budget Water
October 2018**

	Oct 18	Budget	Jan - Oct 18	YTD Budget	Annual Budget
16197 · Small Equipment Purchases	0	333	0	3,333	4,000
Total Water-Expense	78,437	96,111	1,091,106	1,019,387	1,211,610
Total Expense	78,437	96,111	1,091,106	1,019,387	1,211,610
Net Ordinary Income	69,312	21,168	371,751	153,405	195,740
Other Income/Expense					
Other Expense					
Capital Outlay-W					
17100 · Vehicles-W	0	3,000	31,573	57,000	60,000
17101 · Equipment-W	0	833	1,539	8,333	10,000
17102 · Meters-W	8,400	7,500	123,260	95,000	110,000
17104 · Software-W	0	0	48,017	30,000	30,000
17105 · Computer Replacement-W	0	417	0	4,167	5,000
17106 · Line Extension-W	0	0	51,093	50,000	60,000
17107 · Buildings-W	0	1,667	6,858	16,667	20,000
17108 · Water Line Improvements-W	0	2,500	12,024	25,000	30,000
17109 · Capital Outlay Culverts-W	0	10,000	54,081	110,000	120,000
17121 · Water Well Cap Improv-W	0	58,333	0	583,333	700,000
Total Capital Outlay-W	8,400	84,250	328,443	979,500	1,145,000
Total Other Expense	8,400	84,250	328,443	979,500	1,145,000
Net Other Income	(8,400)	(84,250)	(328,443)	(979,500)	(1,145,000)
Net Income	60,912	(63,082)	43,307	(826,095)	(949,260)

Bastrop WCID No 2 - Water/Wastewater
Actual vs Budget Wastewater
October 2018

	Oct 18	Budget	Jan - Oct 18	YTD Budget	Annual Budget
Ordinary Income/Expense					
Income					
Wastewater-Revenue					
14215 · WW Fees	58,874	56,250	572,049	562,500	675,000
14220 · WW Bore	1,100	583	8,650	5,833	7,000
14225 · WW Tap Fees	22,407	14,167	317,347	141,667	170,000
14230 · Pump Maintenance	524	417	4,952	4,167	5,000
14235 · Debt Service Reserve Fee	12,941	7,417	126,064	74,167	89,000
14275 · Interest-WW Reserve	24	25	220	250	300
14276 · Interest-WW	1,076	167	7,070	1,667	2,000
14280 · Other Income-WW	0	500	0	5,000	6,000
Total Wastewater-Revenue	96,945	79,525	1,036,352	795,250	954,300
Total Income	96,945	79,525	1,036,352	795,250	954,300
Expense					
Wastewater-Expense					
16221 · Uniforms-WW	0	583	4,350	5,833	7,000
16222 · W/W Salary Allocations	9,557	10,083	93,251	100,833	121,000
16229 · Maint Agreement-Incode-WW	0	333	2,171	3,333	4,000
16233 · Lift Station Admin Service Fee	0	33	1,150	333	400
16239 · Field Equip Rental-WW	1,003	167	7,594	1,667	2,000
16240 · Fuel-WW	0	775	7,618	7,750	9,300
16241 · Repairs & Maint-WW	0	1,333	10,681	13,333	16,000
16242 · Materials-WW	870	2,917	29,365	29,167	35,000
16243 · Meter Testing-WW	0	17	150	167	200
16244 · Safety Supplies-WW	0	200	2,057	2,000	2,400
16247 · Repairs & Maint-Lift Stat-WW	37,473	500	43,777	5,000	6,000
16248 · Grinder Pump Repair-WW	0	0	17,613	20,000	20,000
16250 · Depreciation-WW	37,347	35,833	373,473	358,333	430,000
16251 · Tools	200	83	2,296	833	1,000
16257 · Office Supplies-WW	0	17	0	167	200
16258 · Misc-WW	0	50	0	500	600
16259 · Medical-WW	0	25	300	250	300
16260 · Op & Maint-City of Bastrop-WW	12,086	11,917	177,186	119,167	143,000
16265 · Telephone-WW	0	83	119	833	1,000
16266 · License-WW	0	50	346	500	600
16268 · Filing Fees-WW	0	33	882	333	400
16269 · TCEQ Fees-WW	0	267	0	2,667	3,200
16272 · Interest Bonds-WW	13,381	13,250	133,805	132,500	159,000
16274 · Accounting-WW	1,328	1,000	12,356	10,000	12,000
16276 · Audit-WW	0	750	8,000	7,500	9,000
16277 · Engineering-WW	0	250	315	2,500	3,000
16278 · Legal- WW	0	83	0	833	1,000
16279 · Insurance-WW					

Bastrop WCID No 2 - Water/Wastewater
Actual vs Budget Wastewater
October 2018

	<u>Oct 18</u>	<u>Budget</u>	<u>Jan - Oct 18</u>	<u>YTD Budget</u>	<u>Annual Budget</u>
16279a · Insurance-Property-WW	2,643	250	2,643	2,500	3,000
16279b · Insurance-Vehicles-WW	0	150	0	1,500	1,800
16279c · Insurance-Misc-WW	376	42	376	417	500
16279d · Insurance-E&O-WW	531	42	531	417	500
16279e · Insurance-Liability-WW	826	75	826	750	900
16279h · Insurance-WC-WW	5,179	417	6,032	4,167	5,000
Total 16279 · Insurance-WW	9,555	975	10,408	9,750	11,700
16280 · Repairs-Bldg WW	0	167	0	1,667	2,000
16281 · Repairs-Equip-WW	0	250	216	2,500	3,000
16282 · Repairs-Vehicles-WW	0	333	1,390	3,333	4,000
16283 · Yard Maintenance-Mowing	0	208	0	2,083	2,500
16284 · Training-WW	0	83	0	833	1,000
16285 · Electricity-Lift Stations	0	417	2,488	4,167	5,000
16286 · Water-Lift Stations	0	167	1,388	1,667	2,000
16289 · Labor-Service Lines & Tap-WW	0	0	750	0	0
16294 · Travel - Lodging	0	42	0	417	500
16295 · Travel - Meals	0	17	0	167	200
16296 · Travel - Rental Car	0	17	0	167	200
16297 · Small Equipment Purchaes-WW	0	83	0	833	1,000
Total Wastewater-Expense	122,799	83,392	945,496	853,917	1,020,700
Total Expense	122,799	83,392	945,496	853,917	1,020,700
Net Ordinary Income	(25,854)	(3,867)	90,856	(58,667)	(66,400)
Other Income/Expense					
Other Expense					
Capital Outlay-WW					
17200 · Vehicles-WW	0	0	31,573	30,000	30,000
17201 · Equipment-WW	0	250	0	2,500	3,000
17206 · WW Line Extensions-WW	0	833	0	8,333	10,000
17208 · Wastewater Improv-WW	0	2,083	0	20,833	25,000
17211 · Capital Outlay Grinder Pumps-WW	265,011	8,333	413,510	100,000	100,000
Total Capital Outlay-WW	265,011	11,500	445,083	161,667	168,000
Total Other Expense	265,011	11,500	445,083	161,667	168,000
Net Other Income	(265,011)	(11,500)	(445,083)	(161,667)	(168,000)
Net Income	(290,866)	(15,367)	(354,226)	(220,333)	(234,400)

Bastrop WCID No - Roads
Actual vs Budget-RC
October 2018

	Oct 18	Budget	Jan - Oct 18	YTD Budget	Annual Budget
Ordinary Income/Expense					
Income					
Road Construction-Revenue					
34210 · Assessments	95,588	91,167	91,177	911,667	1,094,000
34215 · Assessments-Prior to 97	2,271	833	14,498	8,333	10,000
34220 · Late Fee	3,282	0	59,479	25,000	25,000
34225 · Late Fee- Prior	270	100	1,545	1,000	1,200
34235 · Lien Fees	3,149	2,083	34,480	20,833	25,000
34240 · Deed Admin Fee	0	100	23,768	1,000	1,200
34245 · Returned Check Fee	0	0	152	0	0
34250 · Filing Fees	0	250	2,018	2,500	3,000
34255 · Driveway	240	150	2,360	1,500	1,800
34260 · Other Income-RC	0	0	870	0	0
34265 · Attorney Fees	2,924	833	22,468	8,333	10,000
34270 · Allocation to Maintenance Fund	(13,666)	(13,667)	(136,660)	(136,667)	(164,000)
34274 · Admin Alloc to R/M 10%	0	908	0	9,083	10,900
34275 · Interest-RC	2	83	201	833	1,000
34280 · Sale of Real Property	0	500	0	5,000	6,000
Total Road Construction-Revenue	94,061	83,342	941,356	858,417	1,025,100
Total Income	94,061	83,342	941,356	858,417	1,025,100
Expense					
Road Construction-Expense					
36210 · Salary Allocations from Water	8,124	8,667	79,263	86,667	104,000
36224 · Admin Allocations from Water-RC	7,076	7,917	69,130	79,167	95,000
36229 · Maint Agreement-Incode-RC	0	417	4,634	4,167	5,000
36239 · Field Equip Rental	0	125	225	1,250	1,500
36241 · Repair & Maint-RC	1,200	42	1,200	417	500
36242 · Materials-RC	0	0	0	0	0
36245 · Damage Claims	0	0	24	0	0
36258 · Misc	30	417	2,809	4,167	5,000
36263 · Postage	2,917	750	6,277	7,500	9,000
36264 · Public Notices	0	0	0	0	0
36268 · Filing Fees	83	417	7,285	4,167	5,000
36270 · Bad Debt	0	7,000	0	70,000	84,000
36271 · CC Fees	301	500	4,451	5,000	6,000
36272 · Attorney Fees (County)	1,382	250	22,543	2,500	3,000
36274 · Accounting	913	708	8,443	7,083	8,500
36276 · Audit-RC	0	0	5,500	8,000	8,000
36277 · Engineering-RC	0	833	12,270	8,333	10,000
36278 · Legal-RC	2,131	417	8,891	4,167	5,000
36279 · Insurance					
36279b · Insurance- Vehicles	1,887	0	1,887	0	0
36279c · Insurance-Misc	377	0	377	0	0

Bastrop WCID No - Roads
Actual vs Budget-RC
October 2018

	<u>Oct 18</u>	<u>Budget</u>	<u>Jan - Oct 18</u>	<u>YTD Budget</u>	<u>Annual Budget</u>
36279g · Insurance-FSA	0	0	0	0	0
36279h · Insurance- WC	4,316	0	5,027	0	0
Total 36279 · Insurance	6,580	0	7,291	0	0
36280 · Other Professional Fees	0	83	955	833	1,000
36294 · Road Fees Written Off	1,821	1,417	49,643	14,167	17,000
36295 · Lien Fees Written Off	315	500	9,720	5,000	6,000
36296 · Road Late Fees Written Off	315	583	12,849	5,833	7,000
36297 · Road Prior Written Off	1,155	0	34,985	15,583	17,000
36298 · Attorney Fees Written Off	10,621	500	33,165	5,000	6,000
36299 · Standby Fees Written Off	60	125	2,100	1,250	1,500
36300 · Standby Late Fees Written Off	30	83	1,020	833	1,000
Total Road Construction-Expense	45,053	31,750	384,672	341,083	406,000
Total Expense	45,053	31,750	384,672	341,083	406,000
Net Ordinary Income	49,008	51,592	556,684	517,333	619,100
Other Income/Expense					
Other Expense					
Road Construction-Capital					
37285 · Capital Outlay-RC	181,083	50,500	724,105	524,000	606,000
Total Road Construction-Capital	181,083	50,500	724,105	524,000	606,000
Total Other Expense	181,083	50,500	724,105	524,000	606,000
Net Other Income	(181,083)	(50,500)	(724,105)	(524,000)	(606,000)
Net Income	(132,075)	1,092	(167,420)	(6,667)	13,100

Bastrop WCID No - Roads
Actual vs Budget-RM
October 2018

	<u>Oct 18</u>	<u>Budget</u>	<u>Jan - Oct 18</u>	<u>YTD Budget</u>	<u>Annual Budget</u>
Ordinary Income/Expense					
Income					
Road Maintenance-Revenue					
34110 · Donations	0	833	0	8,333	10,000
34160 · Other-RM	0	16,667	0	166,667	200,000
34165 · FEMA Payments	0	0	8,614	0	0
34176 · Transfer from Road Construction	13,666	13,667	136,660	136,667	164,000
34180 · Admin Allocaitons-RM	0	7,917	0	79,167	95,000
Total Road Maintenance-Revenue	<u>13,666</u>	<u>39,083</u>	<u>145,274</u>	<u>390,833</u>	<u>469,000</u>
Total Income	13,666	39,083	145,274	390,833	469,000
Expense					
Road Maintenance-Expense					
36127 · Repairs- Contracted-RM	0	0	362,381	260,000	260,000
36128 · Contract Labor- RM	0	5,000	0	50,000	60,000
36139 · Field Equipment Rental- RM	0	500	10,922	5,000	6,000
36141 · R&M-RM	0	83	15,243	833	1,000
36142 · Materials-RM	0	2,917	72,295	29,167	35,000
36144 · Safety Supplies-RM	0	17	0	167	200
36146 · Equip. Small	0	83	0	833	1,000
36147 · Permit Fees	0	42	0	417	500
36174 · Accounting	208	167	1,919	1,667	2,000
36176 · Audit-RM	0	0	1,250	4,000	4,000
36177 · Engineering-RM	0	1,667	7,530	16,667	20,000
36178 · Legal-RM	0	167	700	1,667	2,000
36179 · Insurance-WC-RM	2,590	0	3,016	0	0
Total Road Maintenance-Expense	<u>2,797</u>	<u>10,642</u>	<u>475,257</u>	<u>370,417</u>	<u>391,700</u>
Total Expense	2,797	10,642	475,257	370,417	391,700
Net Ordinary Income	<u>10,869</u>	<u>28,442</u>	<u>(329,983)</u>	<u>20,417</u>	<u>77,300</u>
Net Income	<u>10,869</u>	<u>28,442</u>	<u>(329,983)</u>	<u>20,417</u>	<u>77,300</u>

Bastrop WCID No 2 - Standby
Actual vs Budget
October 2018

	<u>Oct 18</u>	<u>Budget</u>	<u>Jan - Oct 18</u>	<u>YTD Budget</u>	<u>Annual Budget</u>
Ordinary Income/Expense					
Income					
25300 · Pine Forest Standby	442	2,500	5,527	25,000	30,000
25400 · Pine Forest Standby-Prior	0	208	0	2,083	2,500
25500 · TV Standby	2,092	1,333	11,280	13,333	16,000
25600 · Late Fees	825	167	4,155	1,667	2,000
25700 · Lien Fees	0	67	240	667	800
25710 · Attorney Fees	0	25	6,444	250	300
Total Income	<u>3,359</u>	<u>4,300</u>	<u>27,646</u>	<u>43,000</u>	<u>51,600</u>
Expense					
27110 · Admin Allocations	833	792	4,544	7,917	9,500
27120 · Maint. Agreement- Incode	0	167	577	1,667	2,000
27130 · Office Supplies	0	25	66	250	300
27135 · Filing Fees	0	17	0	167	200
27140 · Postage	0	133	0	1,333	1,600
27155 · Miscellaneous Expense	0	25	0	250	300
27157 · Appraiser/Surveyor	0	250	0	2,500	3,000
27160 · Accounting	208	167	2,017	1,667	2,000
27170 · Audit	0	208	1,250	2,083	2,500
27180 · Engineering	0	333	0	3,333	4,000
27190 · Legal	0	0	4,438	0	0
Total Expense	<u>1,040</u>	<u>2,117</u>	<u>12,891</u>	<u>21,167</u>	<u>25,400</u>
Net Ordinary Income	<u>2,319</u>	<u>2,183</u>	<u>14,755</u>	<u>21,833</u>	<u>26,200</u>
Other Income/Expense					
Other Expense					
27195 · Drainage	0	0	5,558	0	0
Total Other Expense	<u>0</u>	<u>0</u>	<u>5,558</u>	<u>0</u>	<u>0</u>
Net Other Income	<u>0</u>	<u>0</u>	<u>(5,558)</u>	<u>0</u>	<u>0</u>
Net Income	<u>2,319</u>	<u>2,183</u>	<u>9,197</u>	<u>21,833</u>	<u>26,200</u>

Bastrop WCID No 2 - Water/Wastewater

Balance Sheet

As of October 31, 2018

	Oct 31, 18
ASSETS	
Current Assets	
Checking/Savings	
11110 · Operating - Water	310,632.89
11220 · TWDB WW	572.00
Total Checking/Savings	311,204.89
Other Current Assets	
Accounts Receivable	
11150 · Accounts Receivable-W	30,365.66
11250 · Accounts Receivable - WW	9,875.13
Total Accounts Receivable	40,240.79
11120 · Petty Cash	215.00
11130 · Cash Drawer	250.00
11140 · Time Deposits-W	1,176,951.41
11160 · Allowance for Doubtful-W	(10,176.94)
11171 · Due from Standby-W	1,040.40
11172 · Due from RM-W	2,797.05
11173 · Due from RC-W	174,292.70
11180 · Utility Deposits-W	920.00
11185 · Due from Others	1,756.00
11230 · Time Deposits-WW	1,293,612.41
11260 · Allowance for Doubtful-WW	(4,414.45)
Total Other Current Assets	2,677,484.37
Total Current Assets	2,988,689.26
Fixed Assets	
11190 · Accumulated Depreciation-W	(3,107,823.10)
11191 · Land-W	161,641.00
11192 · Bldgs & Equipment-W	4,777,548.49
11290 · Accumulated Depreciation-WW	(2,307,100.60)
11291 · Land-WW	14,525.00
11292 · Bldgs & Equipment-WW	7,438,146.98
Total Fixed Assets	6,976,937.77
TOTAL ASSETS	9,965,627.03
LIABILITIES & EQUITY	
Liabilities	
Current Liabilities	
Accounts Payable	
12000 · Accounts Payable	(7,369.79)
Total Accounts Payable	(7,369.79)
Other Current Liabilities	
12140 · Accrued Salaries	17,092.67
12144 · FSA Employee Flexible Spending	137.94
12145 · Benefit Liability	(7,746.99)
12160 · Deposits	214,800.00
12170 · Due to TCEQ-W	5,343.37
12180 · Groundwater Assessments Pay-W	1,645.94
12270 · Due to TCEQ-WW	2,871.92

Bastrop WCID No 2 - Water/Wastewater

Balance Sheet

As of October 31, 2018

	Oct 31, 18
12280 · Bonds Payable-TWDB-WW	5,815,000.00
12281 · Bond Interest Payable	62,967.18
Total Other Current Liabilities	6,112,112.03
Total Current Liabilities	6,104,742.24
Total Liabilities	6,104,742.24
Equity	
13110 · Unrestricted Fund Balance-W	1,536,850.74
13120 · Restricted Fund Balance-Bond	65,000.00
13140 · Capital Assets Fund Balance-W	1,834,568.00
13220 · Unrestricted Fund Balance-WW	954,218.76
13240 · Capital Assets Fund Balance-WW	(193,791.00)
Net Income	(335,961.71)
Total Equity	3,860,884.79
TOTAL LIABILITIES & EQUITY	9,965,627.03

Bastrop WCID No - Roads
Balance Sheet
As of October 31, 2018

	Oct 31, 18
ASSETS	
Current Assets	
Checking/Savings	
31210 · Road Const Operating	44,964.34
Total Checking/Savings	44,964.34
Other Current Assets	
31230 · Time Deposits-RC	181.69
31250 · Accounts Receivable-RC	2,382,621.88
31260 · Allowance for Doubtful-RC	(2,193,543.46)
Total Other Current Assets	189,260.11
Total Current Assets	234,224.45
TOTAL ASSETS	234,224.45
LIABILITIES & EQUITY	
Liabilities	
Current Liabilities	
Accounts Payable	
32000 · Accounts Payable	41,160.14
Total Accounts Payable	41,160.14
Other Current Liabilities	
32150 · Due to Water-RM	2,797.05
32250 · Due to Water-RC	174,292.70
Total Other Current Liabilities	177,089.75
Total Current Liabilities	218,249.89
Total Liabilities	218,249.89
Equity	
33130 · Fund Balance-RM	199,655.49
33220 · Fund Balance-RC	313,722.04
Net Income	(497,402.97)
Total Equity	15,974.56
TOTAL LIABILITIES & EQUITY	234,224.45


**Bastrop WCID No 2 - Standby
Balance Sheet
As of October 31, 2018**

	Oct 31, 18
ASSETS	
Current Assets	
Checking/Savings	
21100 · Standby Operating	127,659.79
Total Checking/Savings	127,659.79
Other Current Assets	
21500 · Accounts Receivable	537,437.18
21600 · Allowance for Bad Debts	(508,533.91)
Total Other Current Assets	28,903.27
Total Current Assets	156,563.06
TOTAL ASSETS	156,563.06
LIABILITIES & EQUITY	
Liabilities	
Current Liabilities	
Other Current Liabilities	
22200 · Due to Water	1,040.40
Total Other Current Liabilities	1,040.40
Total Current Liabilities	1,040.40
Total Liabilities	1,040.40
Equity	
23010 · Fund Balance	146,325.70
Net Income	9,196.96
Total Equity	155,522.66
TOTAL LIABILITIES & EQUITY	156,563.06

District Debt Service Payments

07/01/2018 - 06/30/2019

<u>Paying Agent</u>	<u>Series</u>	<u>Date Due</u>	<u>Date Paid</u>	<u>Principal</u>	<u>Interest</u>	<u>Total Due</u>
Debt Service Payment Due 12/01/2018						
Amegy Bank of Texas	2016	12/01/2018		245,000.00	94,450.75	339,450.75
		Total Due 12/01/2018		245,000.00	94,450.75	339,450.75
Debt Service Payment Due 06/01/2019						
Amegy Bank of Texas	2016	06/01/2019		0.00	92,674.50	92,674.50
		Total Due 06/01/2019		0.00	92,674.50	92,674.50
		District Total		\$245,000.00	\$187,125.25	\$432,125.25



MUNICIPAL ACCOUNTS
& CONSULTING, L.P.


**Bastrop County Water Control &
Improvement District No. 2
Quarterly Investment Inventory Report
Period Ending September 30, 2018**

BOARD OF DIRECTORS
Bastrop County Water Control &
Improvement District No. 2


Attached is the Quarterly Investment Inventory Report for the
Period ending September 30, 2018.

This report and the District's investment portfolio are in compliance with the
investment strategies expressed in the District's investment policy, and the
Public Funds Investment Act.

I, hereby certify that, pursuant to Senate Bill 253 and in connection with the
preparation of the investment report, I have reviewed the divestment lists
prepared and maintained by the Texas Comptroller of Public Accounts, and the
District does not own direct or indirect holdings in any companies identified on such lists.



Mark M. Burton
(Investment Officer)



Autumn Phillips
(Investment Officer)

COMPLIANCE TRAINING

HB 675 states the Investment Officer must attend at least one training seminar for (6) six hours
Within twelve months of taking office and requires at least (4) four hours training within each (2)
two year period thereafter.

INVESTMENT OFFICERS

Mark M. Burton

Autumn Phillips

CURRENT TRAINING

October 26, 2009 (Texpool Academy 10 Hours)
November 5, 2011 (Texpool Academy 10 Hours)
November 5, 2013 (Texpool Academy 10 Hours)
November 27, 2015 (Texpool Academy 10 Hours)
December 26, 2017 (Texpool Academy 10 Hours)

October 25, 2008 (Virtual Learning Center 10 Hours)
November 8, 2010 (Texpool Academy 10Hours)
January 2, 2013 (Texpool Academy, 10 Hours)
January 18, 2015 (Texpool Academy 10 Hours)
January 17, 2017 (Texpool Academy 10 Hours)

Bastrop County Water Control & Improvement District No. 2

Summary of Money Market Funds

07/01/2018 - 09/30/2018

Fund: Water/Wastewater

Financial Institution: AMEGY BANK - TRUST

Account Number: XXXX1041 Date Opened: 01/01/2017 Current Interest Rate: 1.20%

Date	Description	Begin Balance	Cash Added	Cash Withdrawn	Int. Earned	End Balance
07/01/2018		620,146.01				
07/30/2018					625.53	
08/31/2018					738.51	
09/30/2018					817.83	
Totals for Account XXXX1041:		\$620,146.01			\$2,181.87	\$622,327.88

Financial Institution: FIRST NATIONAL BANK BASTR

Account Number: XXXX2781 Date Opened: 01/01/2017 Current Interest Rate: 0.25%

Date	Description	Begin Balance	Cash Added	Cash Withdrawn	Int. Earned	End Balance
07/01/2018		12,069.76				
07/18/2018	TO CLOSE TO CHECKING			(12,069.76)		
Totals for Account XXXX2781:		\$12,069.76		(\$12,069.76)		\$0.00

Account Number: XXXX3543 Date Opened: 01/01/2017 Current Interest Rate: 0.25%

Date	Description	Begin Balance	Cash Added	Cash Withdrawn	Int. Earned	End Balance
07/01/2018		67,625.86				
07/18/2018	TRNSF FROM WW RESERVE-JUNE		7,719.35			
07/30/2018					15.02	
08/18/2018	TRNSF FROM WW RESERVE-JULY		7,621.80			
08/31/2018					16.48	
09/15/2018	TRNSF FROM WW RESERVE-AUG		7,636.51			
09/30/2018					19.78	
Totals for Account XXXX3543:		\$67,625.86	\$22,977.66		\$51.28	\$90,654.80

Account Number: XXXX3903 Date Opened: 01/01/2017 Current Interest Rate: 0.25%

Date	Description	Begin Balance	Cash Added	Cash Withdrawn	Int. Earned	End Balance
07/01/2018		109,664.29				
07/18/2018	WATER CAP IMPROV TRNSF-JUNE			(7,719.35)		
07/30/2018					22.14	
08/18/2018	WATER CAP IMPROV TRNSF-JULY			(7,621.80)		
08/31/2018					21.18	
09/15/2018	WATER CAP IMPROV TRNSF-AUG			(7,636.51)		

Methods Used For Reporting Market Values

Certificates of Deposits:	Face Value Plus Accrued Interest
Securities/Direct Government Obligations:	Market Value Quoted by the Seller of the Security and Confirmed in Writing
Public Fund Investment Pool/MMI Accounts:	Balance = Book Value = Current Market

Bastrop County Water Control & Improvement District No. 2

Summary of Money Market Funds

07/01/2018 - 09/30/2018

Fund: Water/Wastewater

Financial Institution: FIRST NATIONAL BANK BASTR

Account Number: XXXX3903 Date Opened: 01/01/2017 Current Interest Rate: 0.25%

Date	Description	Begin Balance	Cash Added	Cash Withdrawn	Int. Earned	End Balance
09/30/2018					22.50	
Totals for Account XXXX3903:		\$109,664.29		(\$22,977.66)	\$65.82	\$86,752.45

Account Number: XXXX4385 Date Opened: 01/01/2017 Current Interest Rate: 0.25%

Date	Description	Begin Balance	Cash Added	Cash Withdrawn	Int. Earned	End Balance
07/01/2018		467,872.40				
07/18/2018	TRANSFER FROM CK -JUNE		30,734.69			
07/30/2018					105.70	
08/18/2018	TRANSFER FROM CK -JULY		30,734.69			
08/31/2018					107.58	
09/15/2018	TRANSFER FROM CK -AUG		30,734.69			
09/30/2018					132.02	
Totals for Account XXXX4385:		\$467,872.40	\$92,204.07		\$345.30	\$560,421.77

Account Number: XXXX5076 Date Opened: 01/01/2017 Current Interest Rate: 0.25%

Date	Description	Begin Balance	Cash Added	Cash Withdrawn	Int. Earned	End Balance
07/01/2018		70,821.81				
07/31/2018					15.52	
08/31/2018					15.04	
09/30/2018					17.67	
Totals for Account XXXX5076:		\$70,821.81			\$48.23	\$70,870.04

Account Number: XXXX7248 Date Opened: 01/01/2017 Current Interest Rate: 0.25%

Date	Description	Begin Balance	Cash Added	Cash Withdrawn	Int. Earned	End Balance
07/01/2018		82,826.85				
07/15/2018	TRANSFER FROM CK-JUNE		5,423.77			
07/30/2018					17.96	
08/18/2018	TRANSFER FROM CK-JULY		5,423.77			
08/31/2018					19.07	
09/15/2018	TRANSFER FROM CK-AUG		5,423.77			

Methods Used For Reporting Market Values

Certificates of Deposits:	Face Value Plus Accrued Interest
Securities/Direct Government Obligations:	Market Value Quoted by the Seller of the Security and Confirmed in Writing
Public Fund Investment Pool/MIM Accounts:	Balance = Book Value = Current Market

Bastrop County Water Control & Improvement District No. 2

Summary of Money Market Funds

07/01/2018 - 09/30/2018

Fund: Water/Wastewater

Financial Institution: FIRST NATIONAL BANK BASTR

Account Number: XXXX7248 Date Opened: 01/01/2017 Current Interest Rate: 0.25%

Date	Description	Begin Balance	Cash Added	Cash Withdrawn	Int. Earned	End Balance
09/30/2018					22.34	
Totals for Account XXXX7248:		\$82,826.85	\$16,271.31		\$59.37	\$99,157.53
Totals for Water/Wastewater Fund:		\$1,431,026.98	\$131,453.04	(\$35,047.42)	\$2,751.87	\$1,530,184.47

Methods Used For Reporting Market Values

Certificates of Deposits:	Face Value Plus Accrued Interest
Securities/Direct Government Obligations:	Market Value Quoted by the Seller of the Security and Confirmed in Writing
Public Fund Investment Pool/MMF Accounts:	Balance = Book Value = Current Market

Bastrop County Water Control & Improvement District No. 2

Summary of Money Market Funds

07/01/2018 - 09/30/2018

Fund: Roads

Financial Institution: ROSCOE STATE BANK

Account Number: XXXX3131 Date Opened: 01/01/2016 Current Interest Rate: 0.50%

Date	Description	Begin Balance	Cash Added	Cash Withdrawn	Int. Earned	End Balance
07/01/2018		70,120.01				
07/31/2018					23.82	
08/31/2018					23.83	
08/31/2018	TRF TO CHECKING			(50,000.00)		
09/30/2018					12.21	
Totals for Account XXXX3131:		\$70,120.01		(\$50,000.00)	\$59.86	\$20,179.87
Totals for Roads Fund:		\$70,120.01		(\$50,000.00)	\$59.86	\$20,179.87

Methods Used For Reporting Market Values

Certificates of Deposits:	Face Value Plus Accrued Interest
Securities/Direct Government Obligations:	Market Value Quoted by the Seller of the Security and Confirmed in Writing
Public Fund Investment Pool/MM Accounts:	Balance = Book Value = Current Market

Bastrop County Water Control & Improvement District No. 2
Summary of Certificates of Deposit with Money Market
07/01/2018 - 09/30/2018

Financial Institution	Investment Number	Issue Date	Maturity Date	Beginning Balance	Principal From Cash	Principal From Investment	Principal Withdrawn	Principal Reinvested	Ending Balance	Interest Rate	Beg. Acc. Interest	Interest Earned	Interest Reinvested	Interest Withdrawn	Accrued Interest
Fund: Water/Wastewater															
Certificates of Deposit															
BUSINESS BANK OF TX, NA	XXXX425	01/05/18	09/05/18	150,000.00	0.00	0.00	0.00	150,000.00	0.00	1.20%	872.88	1,188.21	0.00	1,188.21	0.00
	WT FROM FNB BASTR XXXX5076														
BUSINESS BANK OF TX, NA	XXXX425	09/06/18	03/05/19	0.00	0.00	150,000.00	0.00	0.00	150,000.00	2.10%	0.00	0.00	0.00	0.00	207.12
CADENCE BANK	XXXX8631	01/05/18	08/08/18	150,000.00	0.00	0.00	0.00	150,000.00	0.00	1.20%	872.88	1,062.31	0.00	1,062.31	0.00
	WT FROM FNB BASTR XXXX5076														
CADENCE BANK	XXXX8631	08/09/18	02/11/19	0.00	0.00	150,000.00	0.00	0.00	150,000.00	2.00%	0.00	0.00	0.00	0.00	427.40
CENTRAL BANK	XXXX0649	01/05/18	10/07/18	150,000.00	0.00	0.00	0.00	0.00	150,000.00	1.25%	909.25	0.00	0.00	0.00	1,376.71
	WT FROM FNB BASTR XXXX5076/CLOSED TO CKG														
COMPASS BANK-PREMIER	XXXX4906	01/05/18	12/05/18	150,000.00	0.00	0.00	0.00	0.00	150,000.00	1.28%	931.07	0.00	0.00	0.00	1,409.75
	WT FROM FNB BASTR XXXX5076														
FIRST NATIONAL BANK BASTR	XXXX4188	11/18/16	11/18/18	153,053.21	0.00	0.00	0.00	0.00	153,053.21	1.05%	2,597.71	410.39	410.39	0.00	2,587.98
FRONTIER BANK	XXXX1963	01/09/18	07/07/18	150,000.00	0.00	0.00	150,000.00	0.00	0.00	1.00%	710.96	740.63	0.00	740.63	0.00
	WT FROM FNB BASTR XXXX3543/CLOSED TO CKG														
GREEN BANK	XXXX4260	01/05/18	11/05/18	150,000.00	0.00	0.00	0.00	0.00	150,000.00	1.00%	727.40	0.00	0.00	0.00	1,101.37
	WT FROM FNB BASTR XXXX5076														
ICON BANK	XXXX3438	01/05/18	01/10/19	150,000.00	0.00	0.00	0.00	0.00	150,000.00	1.25%	909.25	0.00	0.00	0.00	1,376.71
	WT FROM FNB BASTR XXXX5076														
THIRD COAST BANK, SSB	XXXX8651	01/09/18	07/07/18	150,000.00	0.00	0.00	150,000.00	0.00	0.00	1.20%	853.15	887.67	0.00	887.67	0.00
	WT FROM FNB BASTR XXXX3543/CLOSED TO CKG														
Totals for Water/Wastewater Fund:				1,353,053.21	0.00	300,000.00	300,000.00	300,000.00	1,053,053.21	N/A	9,384.55	4,289.21	410.39	3,878.82	\$8,487.04

Beginning Balance:	\$1,353,053.21	Interest Earned:	\$4,289.21
Plus Principal From Cash:	\$0.00	Less Beg Accrued Interest:	\$9,384.55
Less Principal Withdrawn:	\$300,000.00	Plus End Accrued Interest:	\$8,487.04
Plus Interest Reinvested:	\$410.39	Fixed Interest Earned:	\$3,391.70
Fixed Balance:	\$1,053,053.21	MM Interest Earned:	\$2,751.87
MM Balance:	\$1,530,184.47	Total Interest Earned:	\$6,143.57
Total Balance:	\$2,583,237.68		

Methods Used For Reporting Market Values

Certificates of Deposits:	Face Value Plus Accrued Interest
Securities/Direct Government Obligations:	Market Value Quoted by the Seller of the Security and Confirmed in Writing
Public Fund Investment Pool/MM Accounts:	Balance = Book Value = Current Market

Bastrop County Water Control & Improvement District No. 2
Summary of Certificates of Deposit with Money Market
 07/01/2018 - 09/30/2018

Financial Institution	Investment Number	Issue Date	Maturity Date	Beginning Balance	Principal From Cash	Principal From Investment	Principal Withdrawn	Principal Reinvested	Ending Balance	Interest Rate	Beg. Acc. Interest	Interest Earned	Interest Reinvested	Interest Withdrawn	Accrued Interest
Fund: Standby															
Totals for Standby Fund:				0.00	0.00	0.00	0.00	0.00	0.00	N/A	0.00	0.00	0.00	0.00	\$0.00
	Beginning Balance:	\$0.00										Interest Earned:	\$0.00		
	Plus Principal From Cash:	\$0.00										Less Beg Accrued Interest:	\$0.00		
	Less Principal Withdrawn:	\$0.00										Plus End Accrued Interest:	\$0.00		
	Plus Interest Reinvested:	\$0.00										Fixed Interest Earned:	\$0.00		
	Fixed Balance:	\$0.00										MM Interest Earned:	\$0.00		
	MM Balance:	\$0.00										Total Interest Earned:	\$0.00		
	Total Balance:	\$0.00													

Methods Used For Reporting Market Values

Certificates of Deposits:	Face Value Plus Accrued Interest
Securities/Direct Government Obligations:	Market Value Quoted by the Seller of the Security and Confirmed in Writing
Public Fund Investment Pool/MM Accounts:	Balance = Book Value = Current Market

Bastrop County Water Control & Improvement District No. 2
Summary of Certificates of Deposit with Money Market
 07/01/2018 - 09/30/2018

Financial Institution	Investment Number	Issue Date	Maturity Date	Beginning Balance	Principal From Cash	Principal From Investment	Principal Withdrawn	Principal Reinvested	Ending Balance	Interest Rate	Beg. Acc. Interest	Interest Earned	Interest Reinvested	Interest Withdrawn	Accrued Interest
Fund: Roads															
Totals for Roads Fund:				0.00	0.00	0.00	0.00	0.00	0.00	N/A	0.00	0.00	0.00	0.00	\$0.00
Beginning Balance:		\$0.00						Interest Earned:		\$0.00					
Plus Principal From Cash:		\$0.00						Less Beg Accrued Interest:		\$0.00					
Less Principal Withdrawn:		\$0.00						Plus End Accrued Interest:		\$0.00					
Plus Interest Reinvested:		\$0.00						Fixed Interest Earned:		\$0.00					
Fixed Balance:		\$0.00						MM Interest Earned:		\$59.86					
MM Balance:		\$20,179.87						Total Interest Earned:		\$59.86					
Total Balance:		\$20,179.87													
Totals for District:				1,353,053.21	0.00	300,000.00	300,000.00	300,000.00	1,053,053.21	N/A	9,384.55	4,289.21	410.39	3,878.82	\$8,487.04

Bastrop County Water Control & Improvement District No. 2

Detail of Pledged Securities

07/01/2018 - 09/30/2018

Financial Institution: FIRST NAT BASTR-CKING

Security: FHLMC	Par Value:	440,000.00	Maturity Date:	08/15/2032	Pledged:	06/01/2017	Released:		Amount Released:
CUSIP: 660010CHO	Date	Value							
	07/31/2018	461,651.77							
	08/31/2018	461,378.87							
	09/30/2018	461,098.49							

Financial Institution: FIRST NATIONAL BANK BASTR

Security: FHLMC	Par Value:	690,000.00	Maturity Date:	02/15/2034	Pledged:	06/01/2017	Released:		Amount Released:
CUSIP: 034078JCO	Date	Value							
	07/31/2018	713,497.02							
	08/31/2018	713,223.85							
	09/30/2018	712,941.32							

Security: FHLMC	Par Value:	500,000.00	Maturity Date:	11/15/2032	Pledged:	06/01/2017	Released:		Amount Released:
CUSIP: 052414MX4	Date	Value							
	07/31/2018	503,899.02							

Methods Used For Reporting Market Values

Certificates of Deposits:	Face Value Plus Accrued Interest
Securities/Direct Government Obligations:	Market Value Quoted by the Seller of the Security and Confirmed in Writing
Public Fund Investment Pool/AM Accounts:	Balance = Book Value = Current Market

Bastrop County Water Control & Improvement District No. 2

Detail of Pledged Securities

07/01/2018 - 09/30/2018

Financial Institution: FIRST NATIONAL BANK BASTR

Security: FHLMC Par Value: 500,000.00 Maturity Date: 11/15/2032 Pledged: 06/01/2017 Released: Amount Released:
 CUSIP: 052414MX4

Date	Value
08/31/2018	503,828.84
09/30/2018	503,763.69

Security: FNMA Par Value: 1,025,000.00 Maturity Date: 01/01/2037 Pledged: 09/01/2017 Released: Amount Released:
 CUSIP: 31418CFP4

Date	Value
07/31/2018	893,936.15
08/31/2018	882,229.31
09/30/2018	871,841.59

Security: FNMA Par Value: 1,492,000.00 Maturity Date: 02/01/2037 Pledged: 09/01/2017 Released: Amount Released:
 CUSIP: 31418CGT5

Date	Value
07/31/2018	1,343,627.41
08/31/2018	1,327,771.46
09/30/2018	1,307,215.85

Financial Institution: ROSCOE STATE BANK

Security: FHLMC Par Value: 330,000.00 Maturity Date: 02/15/2024 Pledged: 06/01/2017 Released: Amount Released:
 CUSIP: 349143GK4

Date	Value
07/31/2018	340,299.30
08/31/2018	339,698.03
09/30/2018	339,429.52

Security: FHLMC Par Value: 350,000.00 Maturity Date: 02/15/2024 Pledged: 06/01/2017 Released: Amount Released:
 CUSIP: 639285JW6

Date	Value
07/31/2018	353,612.00
08/31/2018	353,722.38
09/30/2018	353,040.00

Methods Used For Reporting Market Values

Certificates of Deposits: Face Value Plus Accrued Interest
 Securities/Direct Government Obligations: Market Value Quoted by the Seller of the Security and Confirmed in Writing
 Public Fund Investment Pool/SIM Accounts: Balance = Book Value = Current Market