

Bastrop County  
WCID #2

Board Packet  
for November  
15, 2018

BASTROP COUNTY WATER CONTROL AND IMPROVEMENT DISTRICT NO. 2  
MEETING AGENDA


TO: THE BOARD OF DIRECTORS OF BASTROP COUNTY WATER CONTROL AND IMPROVEMENT DISTRICT NO. 2, BASTROP COUNTY, TEXAS, AND TO ALL OTHER INTERESTED PERSONS:

NOTICE IS HEREBY GIVEN THAT A MEETING OF THE GOVERNING BODY OF THE ABOVE NAMED POLITICAL SUBDIVISION WILL BE HELD ON OCTOBER 18, 2018 AT 6:30 P.M. IN THE BOARD ROOM LOCATED AT 106 CONFERENCE DRIVE, BASTROP TEXAS 78602, AT WHICH TIME THE FOLLOWING SUBJECTS WILL BE DISCUSSED:

- 1.) Call to Order and Establish a Quorum – O’Hanlon
- 2.) Pledge of Allegiance – O’Hanlon
- 3.) Texas State Flag – O’Hanlon
- 4.) Public Comments/Announcements (The Board respectfully requests that persons limit comments to three (3) minutes. Under the Open Meeting Act, the Board may not deliberate or take action in response to any matter raised during public comment that is not a separate agenda item.)
- 5.) Discussion and possible action regarding scheduling of future meeting dates:
  - a. Regular Board of Director’s Meeting for Thursday, January 17, 2019 at 6:30 p.m.
- 6.) CONSENT AGENDA: (*Consent Agenda items are generally routine. Unless removed by a member of the Board or General Manager, items listed on the consent agenda may be acted on together and without prior discussion.*)
  - a. Approval of minutes from the October 18, 2018 Regular Meeting of the Board of Directors; and
  - b. Approval of monthly financials report for October 2018.
- 7.) Discussion and possible action regarding the following items on the General Managers report-
  - a. Report on installation of replacement water meters.
  - b. Report relating to Status of Trihalomethanes (TTHM) water quality compliance
  - c. Update on Water System Hydraulic Study
  - d. Report on repair and maintenance of District water plants and lift stations

- e. Update on installation of Fencing at District maintenance building
  - f. Status report for road repairs on Ulupau
  - g. Status report on all FEMA Projects
  - h. Water, Wastewater and Road Repairs, Maintenance, and Improvement Projects
  - i. Road Master Plan Updates
  - j. Update on Fire Hydrant Repairs
  - k. Theft of Wastewater Pump
  - l. Employee Communications
  - m. Inter-Connects with Local Water Suppliers
- 8.) Discussion and Action regarding adoption of Resolution Approving Budget for Fiscal Year 2019 – Hightower
  - 9.) Discussion and Action regarding adoption of Order Amending Road Fees – Hightower
  - 10.) Presentation by General Manager relating to potential revisions to District rates, fees and charges for retail water and wastewater services - Hightower
  - 11.) Discussion and possible action regarding employee contribution to pension plan - Hightower
  - 12.) Discussion and possible action regarding Resolution Approving 2019 Road Fee Exemptions - Hightower
  - 13.) Discussion and possible action regarding annual review of the District Investment Policy and Investment Strategies - Hightower
  - 14.) Discussion and possible action to authorize the General Manager to procure new vehicles within the purchasing authority already approved by the Board – O’Hanlon
  - 15.) Discussion and possible action on hiring two staff persons for road work – O’Hanlon
  - 16.) Discuss and possible action to schedule and prepare for the 2019 annual road meeting – O’Hanlon
  - 17.) Discussion and possible action regarding request from Gracie Hull to waive lien and late fees on Unit 05 Block 06 Lot 0478 - Hull
  - 18.) Discussion and possible action regarding the following matters from the Road Committee –
    - a) Monthly meeting update

- 19.) Board suggestions on future agenda items-
  - a. Commercial water and sewer rates;
  - b. Establish advisory committee with representatives of the Property Owners Association and the District relating to future uses or disposition of reserve properties
  - c. Establishment of Capital Improvement Plan
  - d. Request of Qualifications for information technology (IT) Services and Engineering Services
  - e. Other future agenda items.
- 20.) Discussion and possible action regarding filing liens on all delinquent road construction and standby accounts as of December 31, 2018 – Rodriguez
- 21.) Discussion and possible action regarding Release of Liens held by District on Real Property – Rodriguez
- 22.) Adjourn

  
Authorized Signature

The Board of Directors may go into Executive Session at any time during the meeting pursuant to the applicable section of Subchapter D, Chapter 551, Texas Government Code, of the Texas Open Meetings Act, on any of the matters set forth on this agenda. No final action, decision or vote will be taken on any subject or matter in Executive Session.

The District is committed to compliance with the Americans with Disabilities Act. Reasonable modifications and equal access to communications will be provided upon request. Please call 512-321-1688 for further information.

**PURSUANT TO SECTION 30.06 PENAL CODE (TRESPASS BY HOLDER WITH A CONCEALED HANDGUN), A PERSON LICENSED UNDER SUBCHAPTER H, CHAPTER 411, GOVERNMENT CODE (HANDGUN LICENSING LAW), MAY NOT ENTER THIS PROPERTY WITH A CONCEALED HANDGUN.**

**DE ACUERDO CON LA SECCIÓN 30.06 DEL CÓDIGO PENAL (DEL ALLANAMIENTO POR PORTADOR DE LICENCIA CON UN ARMA DE FUEGO OCULTA), UNA PERSONA CON LICENCIA BAJO EL SUBCAPÍTULO H, CAPÍTULO 411, CÓDIGO DE GOBIERNO (LEY DE ARMAS OCULTAS), NO PUEDE ENTRAR A ESTA PROPIEDAD CON UN ARMA OCULTA.**

Agenda

Item # 6

Consent

Agenda

Minutes of the Regular Meeting of the  
BASTROP COUNTY WATER CONTROL AND IMPROVEMENT DISTRICT #2

A regular meeting of the Board of Directors of Bastrop County Water Control and Improvement District #2 was held on Thursday, October 18, 2018, beginning at 6:30 p.m. at the Conference Center, 106 Conference Drive, Bastrop, TX. 78602.

**Present BCWCID #2 Board Members:**

Mary Beth O'Hanlon, President  
Butch Carmack, Vice President  
Sam Kier, Treasurer  
Scott Ferguson, Secretary

**BCWCID #2 Staff/Other Professionals:**

Tony Corbett, Attorney  
Tyler Walsh, Operations Manager  
Alma Rodriguez, District Administrator

**Absent:**

Karen Pinard, Director

- 1.) Call to Order and Establish a Quorum  
President O'Hanlon called the meeting to order at 6:30 p.m. A quorum of Board members was present.
- 2.) Pledge of Allegiance  
President O'Hanlon led the Pledge of Allegiance.
- 3.) Texas State Flag  
President O'Hanlon led the Pledge of Allegiance to the Texas Flag.
- 4.) Public Comments/Announcements (The Board respectfully requests that persons limit comments to three (3) minutes. Under the Open Meeting Act, the Board may not deliberate or take action in response to any matter raised during public comment that is not a separate agenda item.)  
Annie Marrs stated she resides at 103 Lihue Court and Lihue Court is scheduled to be paved next year. She explained her concerns about losing her trees if the road was constructed to 22 feet wide and if the road was constructed at 18 feet wide she could save some trees. Commissioner Hamner met with her and she quotes Commission Hamner stated I do not see any reason that Lihue Court could not be built at 18 feet and he would discuss this with Carolyn Dill. They also discussed drainage in the area, the culvert is blocked so the water drainage to the west side of her property. Ms. Marrs is requesting to be placed on the agenda for next month to ask the Board to meet with Commissioner Hamner regarding those two issues.

President O'Hanlon stated the Board will have Paul Hightower talk to the Commissioner because we follow their guidelines.

Mary Jo Creamer resides at 239 Bali Hali wanted to know if the screen can be made larger.

Jo Egitto welcomed Mr. Hightower and stated she has a concern about the small amount of chip seal that has been done wants to make sure the District is doing long range planning. We need to shore up what the widths of the road are because there seems to be some disparity.

President O'Hanlon introduced Paul Hightower.

- 5.) Recognition of District's Operations Manager Tyler Walsh for 15 years of service  
President O'Hanlon presented Tyler Walsh a glass star for his 15 years of service.
- 6.) Discussion and possible action regarding scheduling of future meeting dates:
  - a. Director's Workshop October 29, 2018 at 3:00 p.m.
  - b. Regular Board of Director's Meeting for Thursday, November 15, 2018 at 6:30 p.m.

President O'Hanlon announced the upcoming meeting dates.

- 7.) **CONSENT AGENDA:** *(Consent Agenda items are generally routine. Unless removed by a member of the Board or General Manager, items listed on the consent agenda may be acted on together and without prior discussion.)*
  - a. Approval of minutes from the September 20, 2018 Regular Meeting of the Board of Directors; and
  - b. Approval of monthly financials report for September 2018.

**Motion: Sam Kier moved to approve the Consent Agenda items. Seconded: Butch Carmack.**

Alma Rodriguez stated there are two revisions on the minutes on Item 7(K) the motion need to include that Environmental Improvements needs to have insurance coverage on the pumps that will be stored at their warehouse and Item 8 the vote was Three (3) in favor and One (1) abstention.

**Vote: Three (3) in favor, motion carries.**

- 8.) Discussion and possible action regarding the following matters-

Paul Hightower reported on the following items.

- a. Report on installation of replacement water meters.  
The original contract with Fluid Meter was for about 422 radio read meters to be installed. There has been 295 meters installed as of 10/16/2018.
- b. Report relating to Status of Trihalomethanes (TTHM) water quality compliance

The pilot study began on September 25th to determine the best option for reduction in the TTHM's. Samples were submitted to the lab and we will be doing a 2nd round of tests this week for comparison with another lab.

c. Update on Hydraulic Study

Met with BEFCO, updated the maps and they are aiming for the November board meeting but unsure if they will have a completed analysis ready or not by then.

d. Report relating to Status of Road Projects – 2017 & 2018

The first portion of the 2018 roadway project awarded to WJC is 100% complete based. According to the County, all work is acceptable. All the density tests passed. The county will be applying an oil emulsion in the next 2-3 weeks to help protect these surfaces for paving next year and to help keep the dust down. The County has not paved any of these roadways. They are still completing the 2017 roadways and about 74% of the 2017 roadways have been paved to date. The last two for paving is Konahuanui and Puu Waa Waa.

The second portion of the 2018 roadway project (2.63 miles) was awarded to WJC in August and they are about 65% complete on this second portion. The material for the remaining four roads (Upola Ct, Ohana Ct, Haou Ct and Paia Ct) is currently being delivered pending the weather and will be completed as soon as possible.

e. Grinder Pump replacement update

Staff has met with EI 2 and devised a plan to start accepting 20 pumps a month to work into our replacement plan. EI 2 has agreed as well to offer free delivery for these motors on a monthly basis. To be noted, we also saved an additional \$15,000 on this contract negotiating the pump pricing. Final was \$1,650 @ 150 motors for a total of \$247,500.

f. Repair and maintenance update for District water plants and lift stations

The wet well coating for lift station 2 has been completed. We are currently waiting for the manhole to be completed and a few touch ups to the inside of the wet well. We are currently waiting on a transducer and call box for Station #1. The other electrical projects have started and will be completed at the other stations as weather permits.

g. Update on installation of Fencing at District maintenance building

Attended the City of Bastrop's planning meeting for our permit. There are a few items that have been discussed with BEFCO that the City of Bastrop is requiring. This is being updated currently and we will have a report at the next board meeting.

h. FEMA road repairs on Ulupau

We have received a bid from WJC and Terra Excavation will have theirs ready by the board meeting for review. This is for 200' of erosion control and sediment removal along the retaining wall to help keep it in place.

i. Status report on all FEMA Projects

Mr. Hightower stated the projects marked with a C will be done by a contractor and the projects marked with a B will be done by the District.

- Ulupau Cr: erosion control noted above (C)
- Nanakuli: cul-de-sac on the south side needs more drainage work and base. Had been completed before but not maintained or finished. (B)
- Kahalulu: needs some rock and shaping of the ditch. (B)
- West Wiamea: need 24" culvert installed across roadway, pipe is on site. (C)
- Aloha: needs rip rap and flowable fill at wye (B)
- Aloha: landslides were filled but following the last major rain event, it was washed away due to no vegetation. (B/C) Contractor will be bringing in fill dirt for the area
- Bali Hai: needs fill material (B)
- Waikiki: needs more base added...never finished past Bali Hai (C)
- Iva: needs more base (C)
- Helemano Dr: needs more material (C)
- Makaha: need to extend pipes to get to a larger pitch for fall. District benched the washout but slid after the last rain. Flowable fill may be a better solution. The wastewater line also needs to be lowered but in being so deep, we may need to bring in a contractor for this. (B/C)
- Nene (KoleKole): need to extend 48" pipe to protect the water main thru the drainage ditch.
- Wailupe Cr: northern entrance needs more base area located by the last driveway
- Heleakala Dr: needs the scope of work for 3.5" material base to be completed

j. Water, Wastewater and Road Repairs, Maintenance, and Improvement Projects

At this point, the only major repairs or projects we are currently working on is the TTHM issues, lift station and electrical upgrades mentioned above. Future topics of discussion will be planning for our Unit 3 & 5 drainage study, discussion on a new storage facility or standpipe and communications plan updates.

Staff recommends to start a maintenance program on our current roads. We need to fill potholes and care for what we have now which in the long run, will decrease our annual maintenance.

k. Discussion on 2019 Road Construction Projects

The staff's recommendation for 2019 is to not start any new construction to allow the county time to get the roads paved and caught up. As mentioned

above, we need to properly maintain our current along with the 2017 and 2018 roads so that our overall maintenance of these roads doesn't go up. The largest problem with putting base down and getting too far ahead is the erosion factor. Not having these paved on-time or within a schedule is allowing for more erosion to set in, which is our primary cause of maintenance now.

There is currently 2.56 miles set for 2019 road plan. The board would need to make an amendment to our 2-year plan to allow the planning and survey stage be started in spring of 2019 with construction to begin in 2020. This would allow the district to get ahead on the maintenance of our current roads.

l. Road Master Plan Updates

No update at this time.

m. Update on Fire Hydrant Repairs

Staff compiled a list of fire hydrant repairs needed in prior months. Staff have started the repairs and some amendments have been made as items have been found in the system. Repairs are 72% completed to date.

9.) Discussion and possible action regarding emergency water supply interconnect agreement with Aqua Water Supply Corporation

Paul Hightower stated Mr. Kruppa has received information back from AWSC and they proposed a connection upgrading the current 2" line to an 8" and installing a vault with backflow protection and meter for approximately \$63,000. We are looking at a couple of other options. Once Mr. Kruppa gets back next week we have a meeting scheduled with Aqua.

10.) Discussion and possible action regarding servicing Unit 6 water and wastewater  
Director Kier stated he read in the Bastrop Advertiser about the City of Bastrop buying wholesale water from Aqua Water instead of Aqua Water being the provider for Unit 6 the City will be the provider but will buy water from Aqua so he thought it would be a good idea for Paul Hightower to talk to the City Manager about Unit 6 not only for water but for wastewater.

Tony Corbett asked if the District had the CCN for Unit 6.

Tyler Walsh stated it was a dual CCN.

11.) Discussion and possible action regarding Preliminary Budget for all five (5) funds  
Paul Hightower presented the preliminary budget.

Director Kier stated the Board should take the budget, review it and we can discuss it at the workshop. The biggest items would be in road construction and road maintenance with an increase of road construction fees and putting more funds into road maintenance.

President O'Hanlon stated this document is on the website and encouraged the Board to review the document.

- 12.) Discussion and possible action regarding closing the District's 401k plan with Pension Advisors and John Hancock  
Alma Rodriguez is requesting the Board to make a motion to close the 401k plan with Pension Advisors and John Hancock due to the fact the Board implemented a new pension plan and no longer does a match to any contributions to the 401k plan. This would be a cost savings to the District of \$1,200 a year. Several employees have asked about closing their accounts since they contribute to the pension plan. Alex Pina with Synergy will come in and meet with employees about their options.

**Motion: Sam Kier moved to close the District's 401K as of December 31, 2018. Seconded: Mary Beth O'Hanlon. Vote: Three (3) in favor, motion carries.**

- 13.) Discussion and possible action regarding the following matters from the Road Committee –
- a) Monthly meeting update

Director Ferguson stated the Road Committee had a very good meeting and the Unit Reps expressed concerns about some of the roads being built up instead of being dug out and wants to know if they are taking in consideration of the existing home foundations. The Road Committee would like to add a tab to the website What to Expect During Road Construction, there is a place on Air Strip that needs to be repaired, develop a watch list for road maintenance, a better way to track work orders and residents have concerns about builder getting new roads before residents that have been living here for many years.

- 14.) Board suggestions on future agenda items-
- a. Commercial water and sewer rates;
  - b. Establish advisory committee with representatives of the Property Owners Association and the District relating to future uses or disposition of reserves
  - c. Establishment of Capital Improvement Plan (once new General Manager is in place)
  - d. Request of Qualifications for IT Services and Engineering Services
  - e. Other future agenda items.

- 15.) Discussion and possible action regarding Release of Liens held by District on Real Property  
Alma Rodriguez presented the Release of Liens.

**Motion: Sam Kier moved to approve the Release of Liens. Seconded: Butch Carmack. Vote: Three (3) in favor, motion carries.**

- 16.) Discussion and possible action regarding Order Declaring Property to be Surplus and Authorizing Disposition Thereof  
Paul Hightower presented a list of items to be declared as surplus property and stated we will advertise the sale and take bids on the items.

Mr. Hightower added that there will be 5 framed pictures instead of 4.

**Motion: Sam Kier moved to approve the Order Declaring Property to be Surplus. Seconded: Butch Carmack. Vote: Three (3) in favor, motion carries.**

- 17.) The Board of Directors will meet in a closed/executive session pursuant to Texas Government Code, Chapter 551, to discuss the following:
- a.) Section 551.071 – Consultations with attorney concerning District lands located in reserve areas, advisory committee membership and social media postings.
  - b.) Section 551.072 – Deliberation Regarding Sale or Conveyance of Real Property

President O’Hanlon announced at 7:59 p.m. that the Board will meet in Executive Session.

- 18.) The Board of Directors will reconvene into open session to discuss, consider, and/or take any actions necessary related to the executive sessions noted herein, or regular agenda items, and/or related items.
- a.) Discussion and possible action regarding Consultation with Attorney
  - b.) Discussion and possible action regarding Sale or Conveyance of Real Property

The Board adjourned Executive Session at 8:40 p.m.


No action or decisions were made in Executive Session.

- 19.) Adjourn

MEETING ADJOURNED AT 9:00 P.M.

\_\_\_\_\_  
Board Director

\_\_\_\_\_  
Date



MUNICIPAL ACCOUNTS  
& CONSULTING, L.P.

**Bastrop County Water Control &  
Improvement District No. 2**

**Bookkeeper's Report**

October 31, 2018

Bastrop WCID No 2 - Water/Wastewater  
**Cash Flow Report - Operating Water Account**  
As of October 31, 2018

Num	Name	Memo	Amount	Balance
<b>BALANCE AS OF 10/01/2018</b>				<b>\$598,727.40</b>
<b>Receipts</b>				
	Payment from Standby Fund		342.40	
	Payment from Road Fund		160.00	
	Payment from Road Fund		14,829.89	
	Interest Earned on Checking		84.08	
	Accounts Receivable-W		223,230.92	
	Accounts Receivable - Pump/TWDB Reserve		12,789.44	
<b>Total Receipts</b>				<b>251,436.73</b>
<b>Disbursements</b>				
22040	Alma Rodriguez.	Mileage Reimbursement	(70.47)	
22041	American Water Works Association	Dues & Subscriptions	(330.00)	
22042	Ameriflex Business Solutions	FSA Purchases	(4.37)	
22043	Carlton Industries, L.P.	Safety Supplies	(1,370.96)	
22044	Dental Select	Dental Insurance	(232.20)	
22045	Elliott Electric Supply Corp	Repair & Maintenance	(12.48)	
22046	Ferguson Enterprises, Inc. #1105	Materials	(3,980.22)	
22047	Gene Kruppa P.E.	GM Services	(4,685.43)	
22048	Lowe's Business Account	Materials	(575.26)	
22049	Patricia Lujan	Mileage	(44.80)	
22050	Paul Hightower	Reimbursements	(4,063.84)	
22051	Purify	Chemical/Chlorine	(1,807.50)	
22052	Time Warner Cable	Telephone/Internet	(156.38)	
22053	We Rent It	Field Equipment Rental	(2,345.14)	
22054	Ameriflex Business Solutions	FSA Purchases	(47.75)	
22055	Ameriflex Business Solutions.	Insurance FSA Fees	(78.00)	
22056	AT&T	Telephone Expense - Lift Station	(112.95)	
22057	AT&T Mobility	Telephone Expense	(61.46)	
22058	Bastrop Copier	Copier	(176.00)	
22059	BEFCO Engineering, Inc	Engineering Fee - Mapping	(435.00)	
22060	Card Service Center	Credit Card Expense	(641.55)	
22061	Coeus Networks	Computer Tech	(1,092.50)	
22062	Fluid Meter Service, Corp	Meters	(4,560.00)	
22063	Gene Kruppa P.E.	GM Services	(3,502.52)	
22064	Imperative Information Group, Inc.	Pre-Wmployment Screening	(304.00)	
22065	James E Garon & Associates, Inc	Engineering Fee	(2,400.00)	
22066	Matrix Imaging Solutions (C)	Printing	(335.76)	
22067	Municipal Accounts & Consulting L.P.	Bookkeeping Fees	(3,526.84)	
22068	Parobek Plumbing (S)	Repairs	(110.00)	
22069	Pension Advisors, Inc.	Retirement - Life	(367.50)	
22070	Quill Corporation	Office Supplies	(323.94)	
22071	Trac N Trol, Inc.	SCADA System	(599.25)	
22072	Wells Fargo Vendor Fin Serv	Office Equip Lease	(451.86)	
22073	WJC Constructors, LLC	Capital Outlay	(14,100.00)	
22074	Xerox Corporation	Office Leased Equipment	(436.92)	
22075	Amcest Corporation	Security Agreement	(420.00)	
22076	Aqua Water Supply Corporation	Water Samples	(175.00)	
22077	Carlton Industries, L.P.	Safety Supplies	(151.02)	
22078	Cintas Corporation #86	Uniforms	(722.64)	
22079	Coeus Networks	Computer Tech	(236.06)	
22080	DPC Industries, Inc.	Chemicals	(940.70)	

Bastrop WCID No 2 - Water/Wastewater  
**Cash Flow Report - Operating Water Account**  
As of October 31, 2018

Num	Name	Memo	Amount	Balance
<b>Disbursements</b>				
22081	Ferguson Enterprises, Inc. #1105	Materials	(1,334.54)	
22082	Fluid Meter Service, Corp	Meters	(3,900.00)	
22083	Heussner Co., Inc	Materials	(387.75)	
22084	Johnson Lab & Supply Inc.	Materials & Maintenance	(2,184.13)	
22085	Lost Pines Groundwater Conservation Distr	Ground Water Assessment	(1,634.95)	
22086	McLean & Howard, LLP	Legal Fees	(2,775.00)	
22087	Tyler Technologies Inc	Maint Agreement Incode	(2,851.25)	
22088	USABluebook	Materials	(464.90)	
22089	WC of Texas LLC-C	Garbage Expense	(76.13)	
22090	Wex Bank	Fuel	(1,370.87)	
22091	Laurie & Matthew Harris	Customer Deposit Refund	(27.14)	
22092	Dale & Linda Lockett	Customer Deposit Refund	(71.71)	
22093	Jessica Bienek	Customer Deposit Refund	(151.42)	
22094	Jeffry Harwell	Customer Deposit Refund	(129.28)	
22095	Kody Sullivan & Daune Howard	Customer Deposit Refund	(21.20)	
22096	Jennifer Bliss	Customer Deposit Refund	(163.95)	
22097	Jennifer Martin	Customer Deposit Refund	(97.91)	
22098	Chandra & Kabita Kandel	Customer Deposit Refund	(134.64)	
22099	Sherry Schena	Customer Deposit Refund	(165.33)	
22100	Ashley & Ronnie McCullough	Customer Deposit Refund	(193.37)	
22101	Zach & Megan Camden	Customer Deposit Refund	(143.96)	
22102	Ameriflex Business Solutions	FSA Purchases	(65.00)	
22103	Bastrop WCID No 2	Petty Cash Replenish	(165.63)	
22104	Bastrop WCID No 2 - W/W	WasteWater Service	(150.26)	
22105	Bastrop WCID No 2 - Water	Purchase Water Expense	(291.12)	
22106	Carlton Industries, L.P.	Safety Supplies	(253.62)	
22107	Fluid Meter Service, Corp	Meters	(4,500.00)	
22108	Frontier Communications	Answering Service	(66.20)	
22109	Humana	Insurance Premium	(11,307.35)	
22110	La Grange NAPA	Vehicle Repairs	(298.48)	
22111	Professional Image Communications	Answering Service	(190.00)	
22112	Quill Corporation	Office Supplies	(359.32)	
22113	Time Warner Cable	Telephone/Internet	(100.51)	
22114	TML Intergovernmental Risk Pool	Insurance	(30,166.36)	
22115	Unum Life Insurance Company	Insurance Premium	(504.89)	
22116	Ameriflex Business Solutions	FSA Purchases	(13.75)	
22117	Bastrop Tree Service Inc.	repair & Maintenance	(250.00)	
22118	Dahill	Leased Office Equipment	(30.96)	
22119	Dental Select	Dental Insurance	(316.80)	
22120	DPC Industries, Inc.	Chemicals	(170.00)	
22121	Environmental Improvements, Inc	Grinder Pumps	(265,011.49)	
22122	Ferguson Enterprises, Inc. #1105	Repairs & Maintenance	(901.43)	
22123	Home Depot	Materials & Maintenance	(24.68)	
22124	Lowe's Business Account	Materials	(1,482.79)	
22125	Municipal Accounts & Consulting L.P.	Bookkeeping Fees	(4,419.78)	
22126	National Works Inc	Lift Station Repairs	(37,009.00)	
22127	Neopost USA Inc.	Office Equipment Lease	(413.21)	
22128	Quill Corporation	VOID: Office Supplies	0.00	
22129	Tyler Technologies Inc	Maint Agreement Incode	(297.21)	
22130	USABluebook	Materials & Maintenance	(212.54)	
22131	We Rent It	Field Equipment Rental	(2,006.84)	
EFT	Bastrop WCID No 2	TCDRS - Retirement Payment	(4,092.96)	

Bastrop WCID No 2 - Water/Wastewater  
**Cash Flow Report - Operating Water Account**  
As of October 31, 2018

Num	Name	Memo	Amount	Balance
<b>Disbursements</b>				
EFT	Bluebonnet Electric Coop	Ulility	(5,447.86)	
EFT	City of Bastrop	Purchase Sewer Service	(12,085.81)	
INT/SRV	Bastrop WCID No 2	Credit Card Discount Fees	(1,799.03)	
INT/SRV	Bastrop WCID No 2	Customer Charge Back Items	(486.11)	
PAYROLL	Bastrop WCID No 2 - Water	Payroll - 09/26/2018 - 10/09/2018	(16,098.18)	
PAYROLL	Bastrop WCID No 2 - Water	Payroll - 10/10/2018 - 10/23/2018	(15,307.13)	
PAYROLL	John Hancock	401K Payments - John Hancock	(866.45)	
PAYROLL	John Hancock	401K Payments - John Hancock	(894.72)	
PAYROLL	Alliance Payroll	Payroll Fees	(208.45)	
PAYROLL	United States Treasury	Payroll Liabilites	(10,839.16)	
RCT/TRN	Bastrop WCID No 2	Transfer to WW-Annual TWDB - September	(30,734.69)	
RCT/TRN	Bastrop WCID No 2	Transfer to Water Reserve Savings - September	(5,423.77)	
<b>Total Disbursements</b>			(539,531.24)	(539,531.24)
<b>BALANCE AS OF 10/31/2018</b>				<b>\$310,632.89</b>

Bastrop WCID No 2 - Water/Wastewater  
**Cash Flow Report - TWDB WW Account**  
 As of October 31, 2018

Num	Name	Memo	Amount	Balance
BALANCE AS OF 10/01/2018				\$572.00
<b>Receipts</b>				
	No Receipts Activity		0.00	
<b>Total Receipts</b>			<u>0.00</u>	0.00
<b>Disbursements</b>				
	No Disbursements Activity		0.00	
<b>Total Disbursements</b>			<u>0.00</u>	<u>0.00</u>
BALANCE AS OF 10/31/2018				<u><u>\$572.00</u></u>

Bastrop WCID No 2 - Standby  
**Cash Flow Report - Standby Operating Account**  
 As of October 31, 2018

Num	Name	Memo	Amount	Balance
BALANCE AS OF 10/01/2018				\$124,643.19
<b>Receipts</b>				
	Accounts Receivable		3,359.00	
<b>Total Receipts</b>				3,359.00
<b>Disbursements</b>				
3922	Bastrop WCID No 2 Water	AP & Allocation	(342.40)	
<b>Total Disbursements</b>				(342.40)
BALANCE AS OF 10/31/2018				<u>\$127,659.79</u>

Bastrop WCID No 2 - Roads  
**Cash Flow Report - Road Const Operating Account**  
As of October 31, 2018

Num	Name	Memo	Amount	Balance
<b>BALANCE AS OF 10/01/2018</b>				<b>\$11,769.69</b>
<b>Receipts</b>				
	Wire Transfer to Checking		20,000.00	
	Water CD Closed to Roads to Fund		151,392.25	
	Accounts Receivable		80,467.68	
<b>Total Receipts</b>				<b>251,859.93</b>
<b>Disbursements</b>				
4912	Buda Materials LLC	Road Project	(44,858.16)	
4913	Texas Aggregates, LP	Capital Outlay	(1,525.29)	
4914	Texas Aggregates, LP	Concrete	(5,025.15)	
4915	WJC Constructors, LLC	Capital Outlay	(3,375.00)	
4916	Bastrop Tree Service, Inc.	Tree Removal	(1,350.00)	
4917	Bastrop WCID No 2 Water	Reimbursement to Water Fund	(14,989.89)	
4918	Buda Materials LLC	Road Project	(23,934.24)	
4919	McCreary, Veselka, Bragg & Allen PC	Legal Fees - 05-27-1540 E Hicks Jr	(560.07)	
4920	McCreary, Veselka, Bragg & Allen PC	Legal Fees - 04-02-0176-0179 James T & Judy Shor	(399.60)	
4921	McCreary, Veselka, Bragg & Allen PC	Legal Fees - 02-16-1553 Frederick E Smith	(103.50)	
4922	Alliance Engineering Group, Inc	Engineering	(955.00)	
4923	McCreary, Veselka, Bragg & Allen PC	Legal Fees - 04-09-1253 Odell & Elva Trueblood	(367.12)	
4924	Buda Materials LLC	Ahumoa Drive - Tahitian Village Project	(10,313.82)	
4925	FedEx	Postage	(77.05)	
4926	HaiDak Construction & Excavating LLC	Repairs Contracted	(1,200.00)	
4927	WJC Constructors, LLC	Road Project	(109,330.00)	
FEES	Bastrop WCID No 2 RC	Credit Card Discount Fees	(301.39)	
<b>Total Disbursements</b>				<b>(218,665.28)</b>
<b>BALANCE AS OF 10/31/2018</b>				<b>\$44,964.34</b>

**Bastrop County Water Control & Improvement District No. 2**

**Account Balances**

As of October 31, 2018

Financial Institution (Acct Number)	Issue Date	Maturity Date	Interest Rate	Account Balance	Notes
<b>Fund: Water/Wastewater</b>					
<b>Certificates of Deposit</b>					
GREEN BANK (XXXX4260)	01/05/2018	11/04/2018	1.00 %	150,000.00	Water
FIRST NATIONAL BANK BASTR (XXXX4188)	11/18/2016	11/18/2018	1.05 %	153,053.21	Water
COMPASS BANK-PREMIER (XXXX4906)	01/05/2018	12/05/2018	1.28 %	150,000.00	Water
ICON BANK (XXXX1274)	01/05/2018	01/10/2019	1.25 %	150,000.00	Water
CADENCE BANK (XXXX8631)	08/09/2018	02/11/2019	2.00 %	150,000.00	Water
BUSINESS BANK OF TX, NA (XXXX425)	09/06/2018	03/05/2019	2.10 %	150,000.00	Water
<b>Money Market Funds</b>					
AMEGY BANK - TRUST (XXXX1041)	01/01/2017		1.20 %	623,236.42	WW-ESC TWDB Loan
FIRST NATIONAL BANK BASTR (XXXX3903)	01/01/2017		0.25 %	79,051.91	WW-TWDB 5 Yr Res
FIRST NATIONAL BANK BASTR (XXXX4385)	01/01/2017		0.25 %	591,324.08	WW-Annual TWDB
FIRST NATIONAL BANK BASTR (XXXX5076)	01/01/2017		0.25 %	70,892.46	Water MM
FIRST NATIONAL BANK BASTR (XXXX7248)	01/01/2017		0.25 %	104,605.19	W-TWDB 5 Yr Res
FIRST NATIONAL BANK BASTR (XXXX3543)	01/01/2017		0.25 %	98,400.55	Water Cap Improv
<b>Checking Account(s)</b>					
FIRST NAT BASTR-CKING (XXXX1469)			0.10 %	310,632.89	Operating - Water
FIRST NAT BASTR-CKING (XXXX3289)			0.10 %	572.00	TWDB WW
<b>Totals for Water/Wastewater Fund:</b>				<b>\$2,781,768.71</b>	
<b>Fund: Standby</b>					
<b>Checking Account(s)</b>					
ROSCOE STATE BANK (XXXX2687)			0.10 %	127,659.79	Standby Operating
<b>Totals for Standby Fund:</b>				<b>\$127,659.79</b>	
<b>Fund: Roads</b>					
<b>Money Market Funds</b>					
ROSCOE STATE BANK (XXXX3131)	01/01/2016		0.50 %	181.69	Road Const MM
<b>Checking Account(s)</b>					
ROSCOE STATE BANK (XXXX2709)			0.10 %	44,964.34	Road Const Operating
<b>Totals for Roads Fund:</b>				<b>\$45,146.03</b>	
<b>Grand total for Bastrop County Water Control &amp; Improvement District No. 2:</b>				<b>\$2,954,574.53</b>	

**Bastrop WCID No 2 - Water/Wastewater  
Actual vs Budget Water  
October 2018**

	Oct 18	Budget	Jan - Oct 18	YTD Budget	Annual Budget
<b>Ordinary Income/Expense</b>					
<b>Income</b>					
<b>Water-Revenue</b>					
14110 · TV Water Sales	112,371	91,667	1,109,973	916,667	1,100,000
14115 · Water Late Charge Income	2,404	2,083	27,810	20,833	25,000
14120 · TV Tap Fees	28,350	15,000	262,275	150,000	180,000
14125 · Capital Reserve Fee	0	5,000	0	50,000	60,000
14130 · Water Line Bore	1,050	583	30,000	5,833	7,000
14135 · Water Line Extension	0	833	0	8,333	10,000
14140 · Backflow Inspections	0	500	1,350	5,000	6,000
14145 · Returned Check Fee	0	25	0	250	300
14148 · Pools	55	33	495	333	400
14150 · Maps Sold	60	25	216	250	300
14155 · Office Rents	275	375	2,750	3,750	4,500
14160 · Other Income-W	40	0	12,740	0	0
14170 · Reconnect Fee	1,000	833	9,150	8,333	10,000
14175 · Interest-W	1,544	292	3,862	2,917	3,500
14180 · Copies & Faxes	0	4	11	42	50
14185 · FEMA Payments	0	0	2,224	0	0
14190 · Irrigation Systems	0	25	0	250	300
<b>Total Water-Revenue</b>	147,749	117,279	1,462,856	1,172,792	1,407,350
<b>Total Income</b>	147,749	117,279	1,462,856	1,172,792	1,407,350
<b>Expense</b>					
<b>Water-Expense</b>					
16100 · Payroll	38,080	42,083	380,786	420,833	505,000
16100a · Salaries	1,174	1,500	14,830	15,000	18,000
16100b · Over Time	106	250	1,855	2,500	3,000
16100c · Double Time	2,103	1,833	20,015	18,333	22,000
16100e · Holiday	882	1,667	20,288	16,667	20,000
16100f · Annual Leave	1,058	417	9,025	4,167	5,000
16100g · Sick	0	308	925	3,083	3,700
16100h · Personal Time	0	1,667	10,000	16,667	20,000
16100i · Bonus	0	0	2,160	0	0
16100j · Moving	0	0	34,737	30,000	36,000
16100k · FICA	3,695	3,000	526	1,667	2,000
16100l · 401K	0	167	114,741	75,545	79,000
16100m · Retirement-Life	3,366	1,727	1,863	1,667	2,000
16100n · SUTA	0	167	0	8,750	10,500
16100o · Longevity Pay	0	875	0	0	0
16100p · FUTA	37	0	447	0	0
16100q · On Call Pay	390	417	3,980	4,167	5,000
<b>Total 16100 · Payroll</b>	50,888	56,077	616,177	619,045	731,200
16110 · Health Insurance					
16110a · Insurance-Medical	6,326	11,300	77,498	113,000	135,600
16110b · Insurance-Dental	319	175	2,249	1,750	2,100
16110c · Insurance-Vision	64	133	807	1,533	1,600
16110d · HSA	0	150	900	1,500	1,800

**Bastrop WCID No 2 - Water/Wastewater  
Actual vs Budget Water**

October 2018

	Oct 18	Budget	Jan - Oct 18	YTD Budget	Annual Budget
16110e · Insurance-Life	311	292	4,158	2,917	3,500
Total 16110 · Health Insurance	7,020	12,050	85,612	120,500	144,600
16117 · Payroll Service Fee	208	0	2,462	0	0
16118 · Hand Tools	0	167	3,353	1,667	2,000
16120 · Wellness Program	0	25	244	250	300
16121 · Uniforms-W	0	583	4,720	5,833	7,000
16122 · Mileage	95	83	3,041	833	1,000
16123 · Vehicle Usage	0	500	2,508	5,000	6,000
16124 · Admin Allocations	(7,909)	(7,917)	(73,674)	(79,167)	(95,000)
16125 · PPE Allocations	(8,124)	(8,667)	(79,263)	(86,667)	(104,000)
16125a · EOM Salary Reimburs from WW	(9,557)	(10,083)	(93,251)	(100,833)	(121,000)
16126 · Answering Service	190	333	1,900	3,333	4,000
16127 · Repairs-Contracted-W	0	417	1,010	4,167	5,000
16128 · Maint Agreement-Hand Held	0	150	1,560	1,500	1,800
16128a · Contracted Taps - Water	0	583	0	5,833	7,000
16129 · Maint Agreement-Unicode-W	297	1,000	8,704	10,000	12,000
16130 · Office Equip Lease	896	1,000	12,308	10,000	12,000
16131 · Pest Control	0	25	69	250	300
16132 · Maint Agreement-Printer	0	83	0	833	1,000
16133a · Security Agreement	420	25	420	250	300
16135 · Garbage	76	125	761	1,250	1,500
16136 · Cleaning-Maint Building	0	83	1,125	833	1,000
16137 · Backflow Inspection	0	33	0	333	400
16138 · Chemicals-Chlorine	170	1,333	13,170	13,333	16,000
16138a · Contract Labor	0	417	1,150	4,167	5,000
16139 · Field Equip Rental-W	1,003	417	9,191	4,167	5,000
16140 · Fuel-W	0	792	7,618	7,917	9,500
16141 · Repairs & Maint-W	211	1,500	2,594	15,000	18,000
16142 · Materials-W	1,228	5,417	48,082	54,167	65,000
16144 · Safety Supplies-W	78	333	3,044	3,333	4,000
16145 · Damage Claims	0	83	43,883	833	1,000
16145a · Meter Maintenance	0	42	0	417	500
16146 · Water Samples	0	542	6,490	5,417	6,500
16147 · Repairs & Maint-Water Well	0	1,667	13,005	16,667	20,000
16149 · Computer-W	3,120	1,500	20,137	15,000	18,000
16150 · Depreciation-W	16,764	14,167	167,639	141,667	170,000
16151 · Dues & Subscriptions	559	67	1,274	667	800
16152 · Election Costs	0	417	1,940	4,167	5,000
16153 · Fax	0	8	8	83	100
16154 · Late Fees-W	0	125	166	1,250	1,500
16155 · Internet	0	167	0	1,667	2,000
16156 · Printing-W	211	417	7,249	4,167	5,000
16156a · Janitorial Supplies	0	17	0	167	200
16157 · Office Supplies-W	939	417	4,606	4,167	5,000
16158 · Misc-W	356	167	3,369	1,667	2,000
16159 · Medical-W	0	33	0	333	400
16160 · Misc Office-W	370	208	2,079	2,083	2,500
16161 · Pre-Employment Screening	0	5	518	50	60
16162 · Random Drug Screening	0	13	0	125	150
16163 · Postage	0	750	8,680	7,500	9,000

Bastrop WCID No 2 - Water/Wastewater  
Actual vs Budget Water

October 2018

	Oct 18	Budget	Jan - Oct 18	YTD Budget	Annual Budget
16164 · Public Notice	0	250	2,239	2,500	3,000
16165 · Telephone-W	496	500	7,197	5,000	6,000
16166 · License-W	0	208	298	2,083	2,500
16166a · Advertising	0	42	0	417	500
16167 · Bank Fees-W	0	417	395	4,167	5,000
16169 · TCEQ Fees-W	0	667	0	6,667	8,000
16171 · CC Fees	1,799	1,417	26,187	14,167	17,000
16172 · Interest Bonds-W	2,361	2,333	21,362	23,333	28,000
16174 · Accounting-W	1,494	1,167	13,891	11,667	14,000
16175 · Appraiser	0	83	0	833	1,000
16176 · Audit-W	0	667	9,000	6,667	8,000
16177 · Engineering-W	0	250	20,725	2,500	3,000
16178 · Legal-W	0	833	22,191	8,333	10,000
16179 · Insurance-W					
16179a · Insurance-Property-W	2,643	458	2,643	4,583	5,500
16179b · Insurance-Vehicles-W	1,887	142	1,887	1,417	1,700
16179c · Insurance-Misc-W	376	17	376	167	200
16179d · Insurance-E&O-W	531	42	531	417	500
16179e · Insurance-Liability-W	826	75	826	750	900
16179f · Insurance-Bonding	0	25	1,456	250	300
16179g · Insurance-FSA	24	417	1,324	4,167	5,000
16179h · Insurance-WC-W	5,179	333	6,032	3,333	4,000
16179i · Insurance- Wells	0	458	0	4,583	5,500
Total 16179 · Insurance-W	11,466	1,967	15,075	19,667	23,600
16180 · Repairs-Bldg-W	498	167	1,162	1,667	2,000
16181 · Repairs-Equip-W	0	333	362	3,333	4,000
16182 · Repairs-Vehicles-W	0	500	2,310	5,000	6,000
16182a · Yard Maintenance-Mowing	0	250	0	2,500	3,000
16183 · Travel					
16183a · Travel-Air	0	38	0	375	450
16183b · Travel-Lodging	0	350	201	3,500	4,200
16183c · Travel-Meals	0	58	532	583	700
16183d · Travel-Rental Car	0	21	0	208	250
Total 16183 · Travel	0	467	732	4,667	5,600
16184 · Training-W	575	208	1,590	2,083	2,500
16185 · Electricity					
16185a · Electricity-Maint Bldg	0	142	1,805	1,417	1,700
16185b · Electricity-Office Bldg	0	583	4,443	5,833	7,000
16185c · Electricity-Wells	0	4,167	37,338	41,667	50,000
16185d · Electricity-WW Lift Station	0	42	722	417	500
Total 16185 · Electricity	0	4,933	44,308	49,333	59,200
16186 · Water-Maint Bldg	0	142	1,238	1,417	1,700
16187 · Water-Office Bldg	0	142	1,438	1,417	1,700
16188 · Computer Supplies	236	42	6,479	417	500
16189 · Labor-Service Lines & Tap-W	0	0	27,250	0	0
16196 · Permits	0	100	0	1,000	1,200

Bastrop WCID No 2 - Water/Wastewater  
Actual vs Budget Water

October 2018

	Oct 18	Budget	Jan - Oct 18	YTD Budget	Annual Budget
16197 - Small Equipment Purchases	0	333	0	3,333	4,000
Total Water-Expense	78,437	96,111	1,091,106	1,019,387	1,211,610
Total Expense	78,437	96,111	1,091,106	1,019,387	1,211,610
Net Ordinary Income	69,312	21,168	371,751	153,405	195,740
Other Income/Expense					
Other Expense					
Capital Outlay-W					
17100 - Vehicles-W	0	3,000	31,573	57,000	60,000
17101 - Equipment-W	0	833	1,539	8,333	10,000
17102 - Meters-W	8,400	7,500	123,260	95,000	110,000
17104 - Software-W	0	0	48,017	30,000	30,000
17105 - Computer Replacement-W	0	417	0	4,167	5,000
17106 - Line Extension-W	0	0	51,093	50,000	60,000
17107 - Buildings-W	0	1,667	6,858	16,667	20,000
17108 - Water Line Improvements-W	0	2,500	12,024	25,000	30,000
17109 - Capital Outlay Culverts-W	0	10,000	54,081	110,000	120,000
17121 - Water Well Cap Improv-W	0	58,333	0	583,333	700,000
Total Capital Outlay-W	8,400	84,250	328,443	979,500	1,145,000
Total Other Expense	8,400	84,250	328,443	979,500	1,145,000
Net Other Income	(8,400)	(84,250)	(328,443)	(979,500)	(1,145,000)
Net Income	60,912	(63,082)	43,307	(826,095)	(949,260)

**Bastrop WCID No 2 - Water/Wastewater  
Actual vs Budget Wastewater  
October 2018**

	Oct 18	Budget	Jan - Oct 18	YTD Budget	Annual Budget
<b>Ordinary Income/Expense</b>					
<b>Income</b>					
Wastewater-Revenue					
14215 · WW Fees	58,874	56,250	572,049	562,500	675,000
14220 · WW Bore	1,100	583	8,650	5,833	7,000
14225 · WW Tap Fees	22,407	14,167	317,347	141,667	170,000
14230 · Pump Maintenance	524	417	4,952	4,167	5,000
14235 · Debt Service Reserve Fee	12,941	7,417	126,064	74,167	89,000
14275 · Interest-WW Reserve	24	25	220	250	300
14276 · Interest-WW	1,076	167	7,070	1,667	2,000
14280 · Other Income-WW	0	500	0	5,000	6,000
<b>Total Wastewater-Revenue</b>	<b>96,945</b>	<b>79,525</b>	<b>1,036,352</b>	<b>795,250</b>	<b>954,300</b>
<b>Total Income</b>	<b>96,945</b>	<b>79,525</b>	<b>1,036,352</b>	<b>795,250</b>	<b>954,300</b>
<b>Expense</b>					
Wastewater-Expense					
16221 · Uniforms-WW	0	583	4,350	5,833	7,000
16222 · W/W Salary Allocations	9,557	10,083	93,251	100,833	121,000
16229 · Maint Agreement-Incode-WW	0	333	2,171	3,333	4,000
16233 · Lift Station Admin Service Fee	0	33	1,150	333	400
16239 · Field Equip Rental-WW	1,003	167	7,594	1,667	2,000
16240 · Fuel-WW	0	775	7,618	7,750	9,300
16241 · Repairs & Maint-WW	0	1,333	10,681	13,333	16,000
16242 · Materials-WW	870	2,917	29,365	29,167	35,000
16243 · Meter Testing-WW	0	17	150	167	200
16244 · Safety Supplies-WW	0	200	2,057	2,000	2,400
16247 · Repairs & Maint-Lift Stat-WW	37,473	500	43,777	5,000	6,000
16248 · Grinder Pump Repair-WW	0	0	17,613	20,000	20,000
16250 · Depreciation-WW	37,347	35,833	373,473	358,333	430,000
16251 · Tools	200	83	2,296	833	1,000
16257 · Office Supplies-WW	0	17	0	167	200
16258 · Misc-WW	0	50	0	500	600
16259 · Medical-WW	0	25	300	250	300
16260 · Op & Maint-City of Bastrop-WW	12,086	11,917	177,186	119,167	143,000
16265 · Telephone-WW	0	83	119	833	1,000
16266 · License-WW	0	50	346	500	600
16268 · Filing Fees-WW	0	33	882	333	400
16269 · TCEQ Fees-WW	0	267	0	2,667	3,200
16272 · Interest Bonds-WW	13,381	13,250	133,805	132,500	159,000
16274 · Accounting-WW	1,328	1,000	12,356	10,000	12,000
16276 · Audit-WW	0	750	8,000	7,500	9,000
16277 · Engineering-WW	0	250	315	2,500	3,000
16278 · Legal-WW	0	83	0	833	1,000
16279 · Insurance-WW	0	83	0	833	1,000

**Bastrop WCID No 2 - Water/Wastewater  
Actual vs Budget Wastewater**

October 2018

	Oct 18	Budget	Jan - Oct 18	YTD Budget	Annual Budget
16279a · Insurance-Property-WW	2,643	250	2,643	2,500	3,000
16279b · Insurance-Vehicles-WW	0	150	0	1,500	1,800
16279c · Insurance-Misc-WW	376	42	376	417	500
16279d · Insurance-E&O-WW	531	42	531	417	500
16279e · Insurance-Liability-WW	826	75	826	750	900
16279h · Insurance-WC-WW	5,179	417	6,032	4,167	5,000
<b>Total 16279 · Insurance-WW</b>	<b>9,555</b>	<b>975</b>	<b>10,408</b>	<b>9,750</b>	<b>11,700</b>
16280 · Repairs-Bldg WW	0	167	0	1,667	2,000
16281 · Repairs-Equip-WW	0	250	216	2,500	3,000
16282 · Repairs-Vehicles-WW	0	333	1,390	3,333	4,000
16283 · Yard Maintenance-Mowing	0	208	0	2,083	2,500
16284 · Training-WW	0	83	0	833	1,000
16285 · Electricity-Lift Stations	0	417	2,488	4,167	5,000
16286 · Water-Lift Stations	0	167	1,388	1,667	2,000
16289 · Labor-Service Lines & Tap-WW	0	0	750	0	0
16294 · Travel - Lodging	0	42	0	417	500
16295 · Travel - Meals	0	17	0	167	200
16296 · Travel - Rental Car	0	17	0	167	200
16297 · Small Equipment Purchaes-WW	0	83	0	833	1,000
<b>Total Wastewater-Expense</b>	<b>122,799</b>	<b>83,392</b>	<b>945,496</b>	<b>853,917</b>	<b>1,020,700</b>
<b>Total Expense</b>	<b>122,799</b>	<b>83,392</b>	<b>945,496</b>	<b>853,917</b>	<b>1,020,700</b>
<b>Net Ordinary Income</b>	<b>(25,854)</b>	<b>(3,867)</b>	<b>90,856</b>	<b>(58,667)</b>	<b>(66,400)</b>
<b>Other Income/Expense</b>					
<b>Other Expense</b>					
Capital Outlay-WW					
17200 · Vehicles-WW	0	0	31,573	30,000	30,000
17201 · Equipment-WW	0	250	0	2,500	3,000
17206 · WW Line Extensions-WW	0	833	0	8,333	10,000
17208 · Wastewater Improv-WW	0	2,083	0	20,833	25,000
17211 · Capital Outlay Grinder Pumps-WW	265,011	8,333	413,510	100,000	100,000
<b>Total Capital Outlay-WW</b>	<b>265,011</b>	<b>11,500</b>	<b>445,083</b>	<b>161,667</b>	<b>168,000</b>
<b>Total Other Expense</b>	<b>265,011</b>	<b>11,500</b>	<b>445,083</b>	<b>161,667</b>	<b>168,000</b>
<b>Net Other Income</b>	<b>(265,011)</b>	<b>(11,500)</b>	<b>(445,083)</b>	<b>(161,667)</b>	<b>(168,000)</b>
<b>Net Income</b>	<b>(290,866)</b>	<b>(15,367)</b>	<b>(354,226)</b>	<b>(220,333)</b>	<b>(234,400)</b>

Bastrop WCID No - Roads  
Actual vs Budget-RC  
October 2018

Ordinary Income/Expense	Oct 18	Budget	Jan - Oct 18	YTD Budget	Annual Budget
<b>Income</b>					
Road Construction-Revenue					
34210 · Assessments	95,588	91,167	916,177	911,667	1,094,000
34215 · Assessments-Prior to 97	2,271	833	14,498	8,333	10,000
34220 · Late Fee	3,282	0	59,479	25,000	25,000
34225 · Late Fee- Prior	270	100	1,545	1,000	1,200
34235 · Lien Fees	3,149	2,083	34,480	20,833	25,000
34240 · Deed Admin Fee	0	100	23,768	1,000	1,200
34245 · Returned Check Fee	0	0	152	0	0
34250 · Filing Fees	0	250	2,018	2,500	3,000
34255 · Driveway	240	150	2,360	1,500	1,800
34260 · Other Income-RC	0	0	870	0	0
34265 · Attorney Fees	2,924	833	22,468	8,333	10,000
34270 · Allocation to Maintenance Fund	(13,666)	(13,667)	(136,660)	(136,667)	(164,000)
34274 · Admin Alloc to R/M 10%	0	908	0	9,083	10,900
34275 · Interest-RC	2	83	201	833	1,000
34280 · Sale of Real Property	0	500	0	5,000	6,000
<b>Total Road Construction-Revenue</b>	<b>94,061</b>	<b>83,342</b>	<b>941,356</b>	<b>858,417</b>	<b>1,025,100</b>
<b>Total Income</b>	<b>94,061</b>	<b>83,342</b>	<b>941,356</b>	<b>858,417</b>	<b>1,025,100</b>
<b>Expense</b>					
Road Construction-Expense					
36210 · Salary Allocations from Water	8,124	8,667	79,263	86,667	104,000
36224 · Admin Allocations from Water-RC	7,076	7,917	69,130	79,167	95,000
36229 · Maint Agreement-Incode-RC	0	417	4,634	4,167	5,000
36239 · Field Equip Rental	0	125	225	1,250	1,500
36241 · Repair & Maint-RC	1,200	42	1,200	417	500
36242 · Materials-RC	0	0	0	0	0
36245 · Damage Claims	0	0	24	0	0
36258 · Misc	30	417	2,809	4,167	5,000
36263 · Postage	2,917	750	6,277	7,500	9,000
36264 · Public Notices	0	0	0	0	0
36268 · Filing Fees	83	417	7,285	4,167	5,000
36270 · Bad Debt	0	7,000	0	70,000	84,000
36271 · CC Fees	301	500	4,451	5,000	6,000
36272 · Attorney Fees (County)	1,382	250	22,543	2,500	3,000
36274 · Accounting	913	708	8,443	7,083	8,500
36276 · Audit-RC	0	0	5,500	8,000	8,000
36277 · Engineering-RC	0	833	12,270	8,333	10,000
36278 · Legal-RC	2,131	417	8,891	4,167	5,000
36279 · Insurance					
36279b · Insurance- Vehicles	1,887	0	1,887	0	0
36279c · Insurance-Misc	377	0	377	0	0

**Bastrop WCID No - Roads  
Actual vs Budget-RC  
October 2018**

	Oct 18	Budget	Jan - Oct 18	YTD Budget	Annual Budget
36279g · Insurance-FSA	0	0	0	0	0
36279h · Insurance- WC	4,316	0	5,027	0	0
<b>Total 36279 · Insurance</b>	<b>6,580</b>	<b>0</b>	<b>7,291</b>	<b>0</b>	<b>0</b>
36280 · Other Professional Fees	0	83	955	833	1,000
36294 · Road Fees Written Off	1,821	1,417	49,643	14,167	17,000
36295 · Lien Fees Written Off	315	500	9,720	5,000	6,000
36296 · Road Late Fees Written Off	315	583	12,849	5,833	7,000
36297 · Road Prior Written Off	1,155	0	34,985	15,583	17,000
36298 · Attorney Fees Written Off	10,621	500	33,165	5,000	6,000
36299 · Standby Fees Written Off	60	125	2,100	1,250	1,500
36300 · Standby Late Fees Written Off	30	83	1,020	833	1,000
<b>Total Road Construction-Expense</b>	<b>45,053</b>	<b>31,750</b>	<b>384,672</b>	<b>341,083</b>	<b>406,000</b>
<b>Total Expense</b>	<b>45,053</b>	<b>31,750</b>	<b>384,672</b>	<b>341,083</b>	<b>406,000</b>
<b>Net Ordinary Income</b>	<b>49,008</b>	<b>51,592</b>	<b>556,684</b>	<b>517,333</b>	<b>619,100</b>
<b>Other Income/Expense</b>					
<b>Other Expense</b>					
<b>Road Construction-Capital</b>					
37285 · Capital Outlay-RC	181,083	50,500	724,105	524,000	606,000
<b>Total Road Construction-Capital</b>	<b>181,083</b>	<b>50,500</b>	<b>724,105</b>	<b>524,000</b>	<b>606,000</b>
<b>Total Other Expense</b>	<b>181,083</b>	<b>50,500</b>	<b>724,105</b>	<b>524,000</b>	<b>606,000</b>
<b>Net Other Income</b>	<b>(181,083)</b>	<b>(50,500)</b>	<b>(724,105)</b>	<b>(524,000)</b>	<b>(606,000)</b>
<b>Net Income</b>	<b>(132,075)</b>	<b>1,092</b>	<b>(167,420)</b>	<b>(6,667)</b>	<b>13,100</b>

**Bastrop WCID No - Roads**  
**Actual vs Budget-RM**  
 October 2018

	Oct 18	Budget	Jan - Oct 18	YTD Budget	Annual Budget
<b>Ordinary Income/Expense</b>					
<b>Income</b>					
Road Maintenance-Revenue					
34110 · Donations	0	833	0	8,333	10,000
34160 · Other-RM	0	16,667	0	166,667	200,000
34165 · FEMA Payments	0	0	8,614	0	0
34176 · Transfer from Road Construction	13,666	13,667	136,660	136,667	164,000
34180 · Admin Allocations-RM	0	7,917	0	79,167	95,000
<b>Total Road Maintenance-Revenue</b>	<b>13,666</b>	<b>39,083</b>	<b>145,274</b>	<b>390,833</b>	<b>469,000</b>
<b>Total Income</b>	<b>13,666</b>	<b>39,083</b>	<b>145,274</b>	<b>390,833</b>	<b>469,000</b>
<b>Expense</b>					
Road Maintenance-Expense					
36127 · Repairs- Contracted-RM	0	0	362,381	260,000	260,000
36128 · Contract Labor- RM	0	5,000	0	50,000	60,000
36139 · Field Equipment Rental- RM	0	500	10,922	5,000	6,000
36141 · R&M-RM	0	83	15,243	833	1,000
36142 · Materials-RM	0	2,917	72,295	29,167	35,000
36144 · Safety Supplies-RM	0	17	0	167	200
36146 · Equip. Small	0	83	0	833	1,000
36147 · Permit Fees	0	42	0	417	500
36174 · Accounting	208	167	1,919	1,667	2,000
36176 · Audit-RM	0	0	1,250	4,000	4,000
36177 · Engineering-RM	0	1,667	7,530	16,667	20,000
36178 · Legal-RM	0	167	700	1,667	2,000
36179 · Insurance-WC-RM	2,590	0	3,016	0	0
<b>Total Road Maintenance-Expense</b>	<b>2,797</b>	<b>10,642</b>	<b>475,257</b>	<b>370,417</b>	<b>391,700</b>
<b>Total Expense</b>	<b>2,797</b>	<b>10,642</b>	<b>475,257</b>	<b>370,417</b>	<b>391,700</b>
<b>Net Ordinary Income</b>	<b>10,869</b>	<b>28,442</b>	<b>(329,983)</b>	<b>20,417</b>	<b>77,300</b>
<b>Net Income</b>	<b>10,869</b>	<b>28,442</b>	<b>(329,983)</b>	<b>20,417</b>	<b>77,300</b>

**Bastrop WCID No 2 - Standby  
Actual vs Budget  
October 2018**

	Oct 18	Budget	Jan - Oct 18	YTD Budget	Annual Budget
<b>Ordinary Income/Expense</b>					
Income					
25300 · Pine Forest Standby	442	2,500	5,527	25,000	30,000
25400 · Pine Forest Standby-Prior	0	208	0	2,083	2,500
25500 · TV Standby	2,092	1,333	11,280	13,333	16,000
25600 · Late Fees	825	167	4,155	1,667	2,000
25700 · Lien Fees	0	67	240	667	800
25710 · Attorney Fees	0	25	6,444	250	300
<b>Total Income</b>	<b>3,359</b>	<b>4,300</b>	<b>27,646</b>	<b>43,000</b>	<b>51,600</b>
Expense					
27110 · Admin Allocations	833	792	4,544	7,917	9,500
27120 · Maint. Agreement- Incode	0	167	577	1,667	2,000
27130 · Office Supplies	0	25	66	250	300
27135 · Filing Fees	0	17	0	167	200
27140 · Postage	0	133	0	1,333	1,600
27155 · Miscellaneous Expense	0	25	0	250	300
27157 · Appraiser/Surveyor	0	250	0	2,500	3,000
27160 · Accounting	208	167	2,017	1,667	2,000
27170 · Audit	0	208	1,250	2,083	2,500
27180 · Engineering	0	333	0	3,333	4,000
27190 · Legal	0	0	4,438	0	0
<b>Total Expense</b>	<b>1,040</b>	<b>2,117</b>	<b>12,891</b>	<b>21,167</b>	<b>25,400</b>
<b>Net Ordinary Income</b>	<b>2,319</b>	<b>2,183</b>	<b>14,755</b>	<b>21,833</b>	<b>26,200</b>
<b>Other Income/Expense</b>					
Other Expense					
27195 · Drainage	0	0	5,558	0	0
<b>Total Other Expense</b>	<b>0</b>	<b>0</b>	<b>5,558</b>	<b>0</b>	<b>0</b>
<b>Net Other Income</b>	<b>0</b>	<b>0</b>	<b>(5,558)</b>	<b>0</b>	<b>0</b>
<b>Net Income</b>	<b>2,319</b>	<b>2,183</b>	<b>9,197</b>	<b>21,833</b>	<b>26,200</b>

Bastrop WCID No 2 - Water/Wastewater  
**Balance Sheet**  
As of October 31, 2018

	Oct 31, 18
<b>ASSETS</b>	
Current Assets	
Checking/Savings	
11110 · Operating - Water	310,632.89
11220 · TWDB WW	572.00
Total Checking/Savings	311,204.89
Other Current Assets	
Accounts Receivable	
11150 · Accounts Receivable-W	30,365.66
11250 · Accounts Receivable - WW	9,875.13
Total Accounts Receivable	40,240.79
11120 · Petty Cash	215.00
11130 · Cash Drawer	250.00
11140 · Time Deposits-W	1,176,951.41
11160 · Allowance for Doubtful-W	(10,176.94)
11171 · Due from Standby-W	1,040.40
11172 · Due from RM-W	2,797.05
11173 · Due from RC-W	174,292.70
11180 · Utility Deposits-W	920.00
11185 · Due from Others	1,756.00
11230 · Time Deposits-WW	1,293,612.41
11260 · Allowance for Doubtful-WW	(4,414.45)
Total Other Current Assets	2,677,484.37
Total Current Assets	2,988,689.26
Fixed Assets	
11190 · Accumulated Depreciation-W	(3,107,823.10)
11191 · Land-W	161,641.00
11192 · Bldgs & Equipment-W	4,777,548.49
11290 · Accumulated Depreciation-WW	(2,307,100.60)
11291 · Land-WW	14,525.00
11292 · Bldgs & Equipment-WW	7,438,146.98
Total Fixed Assets	6,976,937.77
<b>TOTAL ASSETS</b>	<b>9,965,627.03</b>
<b>LIABILITIES &amp; EQUITY</b>	
Liabilities	
Current Liabilities	
Accounts Payable	
12000 · Accounts Payable	(7,369.79)
Total Accounts Payable	(7,369.79)
Other Current Liabilities	
12140 · Accrued Salaries	17,092.67
12144 · FSA Employee Flexible Spending	137.94
12145 · Benefit Liability	(7,746.99)
12160 · Deposits	214,800.00
12170 · Due to TCEQ-W	5,343.37
12180 · Groundwater Assessments Pay-W	1,645.94
12270 · Due to TCEQ-WW	2,871.92

Bastrop WCID No 2 - Water/Wastewater  
**Balance Sheet**  
As of October 31, 2018

---

	Oct 31, 18
12280 · Bonds Payable-TWDB-WW	5,815,000.00
12281 · Bond Interest Payable	62,967.18
Total Other Current Liabilities	6,112,112.03
Total Current Liabilities	6,104,742.24
Total Liabilities	6,104,742.24
Equity	
13110 · Unrestricted Fund Balance-W	1,536,850.74
13120 · Restricted Fund Balance-Bond	65,000.00
13140 · Capital Assets Fund Balance-W	1,834,568.00
13220 · Unrestricted Fund Balance-WW	954,218.76
13240 · Capital Assets Fund Balance-WW	(193,791.00)
Net Income	(335,961.71)
Total Equity	3,860,884.79
<b>TOTAL LIABILITIES &amp; EQUITY</b>	<b>9,965,627.03</b>

**Bastrop WCID No - Roads**  
**Balance Sheet**  
As of October 31, 2018

	Oct 31, 18
<b>ASSETS</b>	
Current Assets	
Checking/Savings	
31210 · Road Const Operating	44,964.34
Total Checking/Savings	44,964.34
Other Current Assets	
31230 · Time Deposits-RC	181.69
31250 · Accounts Receivable-RC	2,382,621.88
31260 · Allowance for Doubtful-RC	(2,193,543.46)
Total Other Current Assets	189,260.11
Total Current Assets	234,224.45
<b>TOTAL ASSETS</b>	<b>234,224.45</b>
<b>LIABILITIES &amp; EQUITY</b>	
Liabilities	
Current Liabilities	
Accounts Payable	
32000 · Accounts Payable	41,160.14
Total Accounts Payable	41,160.14
Other Current Liabilities	
32150 · Due to Water-RM	2,797.05
32250 · Due to Water-RC	174,292.70
Total Other Current Liabilities	177,089.75
Total Current Liabilities	218,249.89
Total Liabilities	218,249.89
Equity	
33130 · Fund Balance-RM	199,655.49
33220 · Fund Balance-RC	313,722.04
Net Income	(497,402.97)
Total Equity	15,974.56
<b>TOTAL LIABILITIES &amp; EQUITY</b>	<b>234,224.45</b>

Bastrop WCID No 2 - Standby  
**Balance Sheet**  
As of October 31, 2018

	Oct 31, 18
<b>ASSETS</b>	
Current Assets	
Checking/Savings	
21100 · Standby Operating	127,659.79
Total Checking/Savings	127,659.79
Other Current Assets	
21500 · Accounts Receivable	537,437.18
21600 · Allowance for Bad Debts	(508,533.91)
Total Other Current Assets	28,903.27
Total Current Assets	156,563.06
<b>TOTAL ASSETS</b>	<b>156,563.06</b>
<b>LIABILITIES &amp; EQUITY</b>	
Liabilities	
Current Liabilities	
Other Current Liabilities	
22200 · Due to Water	1,040.40
Total Other Current Liabilities	1,040.40
Total Current Liabilities	1,040.40
Total Liabilities	1,040.40
Equity	
23010 · Fund Balance	146,325.70
Net Income	9,196.96
Total Equity	155,522.66
<b>TOTAL LIABILITIES &amp; EQUITY</b>	<b>156,563.06</b>

Bastrop County Water Control & Improvement District No. 2

**District Debt Service Payments**

07/01/2018 - 06/30/2019

<u>Paying Agent</u>	<u>Series</u>	<u>Date Due</u>	<u>Date Paid</u>	<u>Principal</u>	<u>Interest</u>	<u>Total Due</u>
<b>Debt Service Payment Due 12/01/2018</b>						
Amegy Bank of Texas	2016	12/01/2018		245,000.00	94,450.75	339,450.75
		<b>Total Due 12/01/2018</b>		<b>245,000.00</b>	<b>94,450.75</b>	<b>339,450.75</b>
<b>Debt Service Payment Due 06/01/2019</b>						
Amegy Bank of Texas	2016	06/01/2019		0.00	92,674.50	92,674.50
		<b>Total Due 06/01/2019</b>		<b>0.00</b>	<b>92,674.50</b>	<b>92,674.50</b>
		<b>District Total</b>		<b>\$245,000.00</b>	<b>\$187,125.25</b>	<b>\$432,125.25</b>



MUNICIPAL ACCOUNTS  
& CONSULTING, L.P.


# Bastrop County Water Control & Improvement District No. 2 Quarterly Investment Inventory Report Period Ending September 30, 2018

BOARD OF DIRECTORS  
Bastrop County Water Control &  
Improvement District No. 2

Attached is the Quarterly Investment Inventory Report for the  
Period ending September 30, 2018.

This report and the District's investment portfolio are in compliance with the  
investment strategies expressed in the District's investment policy, and the  
Public Funds Investment Act.

I, hereby certify that, pursuant to Senate Bill 253 and in connection with the  
preparation of the investment report, I have reviewed the divestment lists  
prepared and maintained by the Texas Comptroller of Public Accounts, and the  
District does not own direct or indirect holdings in any companies identified on such lists.

  
Mark M. Burton  
(Investment Officer)

  
Autumn Phillips  
(Investment Officer)

COMPLIANCE TRAINING

HB 675 states the Investment Officer must attend at least one training seminar for (6) six hours  
Within twelve months of taking office and requires at least (4) four hours training within each (2)  
two year period thereafter.

INVESTMENT OFFICERS

Mark M. Burton

Autumn Phillips

CURRENT TRAINING

- October 26, 2009 (Texpool Academy 10 Hours)
- November 5, 2011 (Texpool Academy 10 Hours)
- November 5, 2013 (Texpool Academy 10 Hours)
- November 27, 2015 (Texpool Academy 10 Hours)
- December 26, 2017 (Texpool Academy 10 Hours)
- October 25, 2008 (Virtual Learning Center 10 Hours)
- November 8, 2010 (Texpool Academy 10Hours)
- January 2, 2013 (Texpool Academy, 10 Hours)
- January 18, 2015 (Texpool Academy 10 Hours)
- January 17, 2017 (Texpool Academy 10 Hours)

Bastrop County Water Control & Improvement District No. 2

Summary of Money Market Funds

07/01/2018 - 09/30/2018

Fund: Water/Wastewater		Begin Balance	Cash Added	Cash Withdrawn	Int. Earned	End Balance
Financial Institution: AMEGY BANK - TRUST						
Account Number: XXXX1041		620,146.01				
Date Opened: 01/01/2017						
Current Interest Rate: 1.20%						
Date	Description					
07/01/2018						
07/30/2018					625.53	
08/31/2018					738.51	
09/30/2018					817.83	
Totals for Account XXXX1041:		\$620,146.01			\$2,181.87	\$622,327.88
Financial Institution: FIRST NATIONAL BANK BASTR						
Account Number: XXXX2781		12,069.76				
Date Opened: 01/01/2017						
Current Interest Rate: 0.25%						
Date	Description					
07/01/2018						
07/18/2018	TO CLOSE TO CHECKING			(12,069.76)		
Totals for Account XXXX2781:		\$12,069.76		(\$12,069.76)		\$0.00
Financial Institution: XXXX3543						
Account Number: XXXX3543		67,625.86				
Date Opened: 01/01/2017						
Current Interest Rate: 0.25%						
Date	Description					
07/01/2018						
07/18/2018	TRNSF FROM WV RESERVE-JUNE		7,719.35			
07/30/2018					15.02	
08/18/2018	TRNSF FROM WV RESERVE-JULY		7,621.80			
08/31/2018					16.48	
09/15/2018	TRNSF FROM WV RESERVE-AUG		7,636.51			
09/30/2018					19.78	
Totals for Account XXXX3543:		\$67,625.86	\$22,977.66		\$51.28	\$90,654.80
Financial Institution: XXXX3983						
Account Number: XXXX3983		109,664.29				
Date Opened: 01/01/2017						
Current Interest Rate: 0.25%						
Date	Description					
07/01/2018						
07/18/2018	WATER CAP IMPROV TRNSF-JUNE			(7,719.35)		
07/30/2018					22.14	
08/18/2018	WATER CAP IMPROV TRNSF-JULY			(7,621.80)		
08/31/2018					21.18	
09/15/2018	WATER CAP IMPROV TRNSF-AUG			(7,636.51)		
Totals for Account XXXX3983:		\$109,664.29				

Methods Used For Reporting Market Values  
 Certificates of Deposits  
 Securities/Debt Government Obligations  
 Public Fund Investment Pool/NM Accounts

Face Value Plus Accrued Interest  
 Market Value Quoted by the Seller of the Security and Confirmed in Writing  
 Balance = Book Value = Current Market

Bastrop County Water Control & Improvement District No. 2

Summary of Money Market Funds

07/01/2018 - 09/30/2018

Fund: Water/Wastewater		Financial Institution: FIRST NATIONAL BANK BASTR		Current Interest Rate: 0.25%			
Date	Description	Begin Balance	Cash Added	Cash Withdrawn	Int. Earned	End Balance	
09/30/2018		\$109,664.20		(\$22,977.66)	\$65.82	\$86,752.45	
Totals for Account XXXX3903:							
07/01/2018		467,872.40					
07/18/2018	TRANSFER FROM CK-JUNE		30,734.69				
07/30/2018					105.70		
08/18/2018	TRANSFER FROM CK-JULY		30,734.69				
08/31/2018					107.58		
09/15/2018	TRANSFER FROM CK-AUG		30,734.69				
09/30/2018					132.02		
Totals for Account XXXX4385:							
07/01/2018		\$467,872.40	\$92,204.07		\$345.30	\$560,421.77	
Account Number: XXXX5076 Date Opened: 01/01/2017 Current Interest Rate: 0.25%							
07/01/2018		70,821.81					
07/31/2018					15.52		
08/31/2018					15.04		
09/30/2018					17.67		
Totals for Account XXXX5076:							
07/01/2018		\$70,821.81			\$48.23	\$70,870.04	
Account Number: XXXX7248 Date Opened: 01/01/2017 Current Interest Rate: 0.25%							
07/01/2018		82,826.85					
07/15/2018	TRANSFER FROM CK-JUNE		5,423.77				
07/30/2018					17.96		
08/18/2018	TRANSFER FROM CK-JULY		5,423.77				
08/31/2018					19.07		
09/15/2018	TRANSFER FROM CK-AUG		5,423.77				

Methods Used For Reporting Market Values

Certificates of Deposits: Face Value Plus Accrued Interest  
 Securities/Direct Government Obligations: Market Value Quoted by the Seller of the Security and Confirmed in Writing  
 Public Fund Investment Pool/DMT Accounts: Balance = Book Value = Current Market

Bastrop County Water Control & Improvement District No. 2

Summary of Money Market Funds

07/01/2018 - 09/30/2018

Fund: Water/Wastewater		Begin Balance	Cash Added	Cash Withdrawn	Int. Earned	End Balance
Financial Institution: FIRST NATIONAL BANK BASTR						
Account Number: XXXX7248 Date Opened: 01/01/2017 Current Interest Rate: 0.25%						
Date	Description					
09/30/2018					22.34	
	Totals for Account XXXX7248:	\$82,826.85	\$16,271.31		\$59.37	\$99,157.53
	Totals for Water/Wastewater Fund:	\$1,431,026.98	\$131,453.04	(\$35,047.42)	\$2,751.87	\$1,530,184.47

Methods Used For Reporting Market Values

Certificates of Deposit: Face Value Plus Accrued Interest  
 Securities/Other Government Obligations: Market Value Quoted by the Seller of the Security and Confirmed in Writing  
 Public Fund Investment Pool/Net Accounts: Balance = Book Value = Current Market

Bastrop County Water Control & Improvement District No. 2

Summary of Money Market Funds

07/01/2018 - 09/30/2018

Fund: Roads		Financial Institution: ROSCOE STATE BANK	Account Number: XXXX3131	Date Opened: 01/01/2016	Current Interest Rate: 0.50%	Description	Begin Balance	Cash Added	Cash Withdrawn	Int. Earned	End Balance
							70,120.01				
										23.82	
										23.83	
									(50,000.00)		
										12.21	
							\$70,120.01			\$59.86	\$20,179.87
							\$70,120.01			\$59.86	\$20,179.87
						Totals for Account XXXX3131:					
						Totals for Roads Fund:					

Methods Used For Reporting Market Value

Certificates of Deposit: Price Value Plus Accrued Interest  
 Securities/Direct Government Obligations: Market Value Quoted by the Seller of the Security and Confirmed in Writing  
 Public Fund Investment Pool/AM Accounts: Balance = Book Value = Current Market

Bastrop County Water Control & Improvement District No. 2  
**Summary of Certificates of Deposit with Money Market**  
 07/01/2018 - 09/30/2018

Financial Institution	Investment Number	Issue Date	Maturity Date	Beginning Balance	Principal From Cash	Principal From Investment	Principal Withdrawn	Principal Reinvested	Ending Balance	Interest Rate	Beg. Acc. Interest	Interest Earned	Interest Reinvested	Interest Withdrawn	Accrued Interest
<b>Fund: Water/Wastewater</b>															
<b>Certificates of Deposit</b>															
BUSINESS BANK OF TX, NA	XXXX425	01/05/18	09/05/18	150,000.00	0.00	0.00	0.00	150,000.00	0.00	1.20%	872.88	1,188.21	0.00	1,188.21	0.00
WT FROM FNB BASTR XXXX5076															
BUSINESS BANK OF TX, NA	XXXX425	09/06/18	03/05/19	0.00	0.00	150,000.00	0.00	0.00	150,000.00	2.10%	0.00	0.00	0.00	0.00	207.12
CADENCE BANK	XXXX8631	01/05/18	08/08/18	150,000.00	0.00	0.00	0.00	150,000.00	0.00	1.20%	872.88	1,062.31	0.00	1,062.31	0.00
WT FROM FNB BASTR XXXX5076															
CADENCE BANK	XXXX8631	08/09/18	02/11/19	0.00	0.00	150,000.00	0.00	0.00	150,000.00	2.00%	0.00	0.00	0.00	0.00	427.40
CENTRAL BANK	XXXX0649	01/05/18	10/07/18	150,000.00	0.00	0.00	0.00	0.00	150,000.00	1.25%	909.25	0.00	0.00	0.00	1,376.71
WT FROM FNB BASTR XXXX5076/CLOSED TO CKG															
COMPASS BANK-PREMIER	XXXX4906	01/05/18	12/05/18	150,000.00	0.00	0.00	0.00	0.00	150,000.00	1.28%	931.07	0.00	0.00	0.00	1,409.75
WT FROM FNB BASTR XXXX5076															
FIRST NATIONAL BANK BASTR	XXXX4188	11/18/16	11/18/18	153,053.21	0.00	0.00	0.00	0.00	153,053.21	1.05%	2,597.71	410.39	410.39	0.00	2,587.98
FRONTIER BANK	XXXX1963	01/09/18	07/07/18	150,000.00	0.00	0.00	150,000.00	0.00	0.00	1.00%	710.96	740.63	0.00	740.63	0.00
WT FROM FNB BASTR XXXX3543/CLOSED TO CKG															
GREEN BANK	XXXX4260	01/05/18	11/05/18	150,000.00	0.00	0.00	0.00	0.00	150,000.00	1.00%	727.40	0.00	0.00	0.00	1,101.37
WT FROM FNB BASTR XXXX5076															
ICON BANK	XXXX3438	01/05/18	01/10/19	150,000.00	0.00	0.00	0.00	0.00	150,000.00	1.25%	909.25	0.00	0.00	0.00	1,376.71
WT FROM FNB BASTR XXXX5076															
THIRD COAST BANK, SSB	XXXX8651	01/09/18	07/07/18	150,000.00	0.00	0.00	150,000.00	0.00	0.00	1.20%	853.15	887.67	0.00	887.67	0.00
WT FROM FNB BASTR XXXX3543/CLOSED TO CKG															
<b>Totals for Water/Wastewater Fund:</b>				<b>1,353,053.21</b>	<b>0.00</b>	<b>300,000.00</b>	<b>300,000.00</b>	<b>300,000.00</b>	<b>1,053,053.21</b>	<b>N/A</b>	<b>9,384.55</b>	<b>4,289.21</b>	<b>410.39</b>	<b>3,878.82</b>	<b>\$8,487.04</b>
<b>Beginning Balance:</b>										<b>Interest Earned:</b>					
<b>Plus Principal From Cash:</b>										<b>Less Beg Accrued Interest:</b>					
<b>Less Principal Withdrawn:</b>										<b>Plus End Accrued Interest:</b>					
<b>Plus Interest Reinvested:</b>										<b>Fixed Interest Earned:</b>					
<b>Fixed Balance:</b>										<b>MM Interest Earned:</b>					
<b>MM Balance:</b>										<b>Total Interest Earned:</b>					
<b>Total Balance:</b>															

Methods Used For Reporting Market Value  
 Certificates of Deposit:  
 Securities/Direct Government Obligations:  
 Public Fund Investment Pool/AMB Accounts:  
 Price Value Plus Accrued Interest  
 Market Value Quoted by the Seller of the Security and Confirmed in Writing  
 Balance = Book Value = Current Market

Bastrop County Water Control & Improvement District No. 2  
**Summary of Certificates of Deposit with Money Market**  
 07/01/2018 - 09/30/2018

Financial Institution	Investment Number	Issue Date	Maturity Date	Beginning Balance	Principal From Cash	Principal From Investment	Principal From Withdrawal	Principal Reinvested	Ending Balance	Interest Rate	Beg. Acc. Interest	Interest Earned	Interest Reinvested	Interest Withdrawn	Accrued Interest
<b>Fund: Standby</b>															
				Totals for Standby Fund:	0.00	0.00	0.00	0.00	0.00	N/A	0.00	0.00	0.00	0.00	\$0.00
				Beginning Balance:	\$0.00				\$0.00						
				Plus Principal From Cash:	\$0.00				\$0.00						
				Less Principal Withdrawn:	\$0.00				\$0.00						
				Plus Interest Reinvested:	\$0.00				\$0.00						
				Fixed Balance:	\$0.00				\$0.00						
				MM Balance:	\$0.00				\$0.00						
				Total Balance:	\$0.00				\$0.00						
				Interest Earned:					\$0.00						
				Less Beg Accrued Interest:					\$0.00						
				Plus End Accrued Interest:					\$0.00						
				Fixed Interest Earned:					\$0.00						
				MM Interest Earned:					\$0.00						
				Total Interest Earned:					\$0.00						

**Methods Used For Reporting Market Value**

Certificate of Deposit: Face Value Plus Accrued Interest  
 Securities/Discreet Government Obligations: Market Value Quoted by the Seller of the Security and Confirmed in Writing  
 Public Fund Investment Pool/AM Accounts: Balance = Book Value = Current Market

Bastrop County Water Control & Improvement District No. 2  
**Summary of Certificates of Deposit with Money Market**  
 07/01/2018 - 09/30/2018

Financial Institution	Investment Number	Issue Date	Maturity Date	Beginning Balance	Principal From Cash	Principal From Investment	Principal Withdrawn	Principal Reinvested	Ending Balance	Interest Rate	Beg. Acc. Interest	Interest Earned	Interest Reinvested	Interest Withdrawn	Accrued Interest
<b>Fund: Roads</b>															
<b>Totals for Roads Fund:</b>				0.00	0.00	0.00	0.00	0.00	0.00	N/A	0.00	0.00	0.00	0.00	\$0.00
Beginning Balance:	\$0.00														
Plus Principal From Cash:	\$0.00														
Less Principal Withdrawn:	\$0.00														
Plus Interest Reinvested:	\$0.00														
Fixed Balance:	\$0.00														
MM Balance:	\$20,179.87														
Total Balance:	\$20,179.87														
<b>Totals for District:</b>				1,355,053.21	0.00	300,000.00	300,000.00	300,000.00	1,055,053.21	N/A	9,384.55	4,289.21	410.39	3,878.82	\$8,487.04

Bastrop County Water Control & Improvement District No. 2

**Detail of Pledged Securities**

07/01/2018 - 09/30/2018

Financial Institution: FIRST NAT BASTR-CKING	Security: FHLMC	CUSIP: 660010CHO	Par Value:	440,000.00	Maturity Date:	08/15/2032	Pledged:	06/01/2017	Released:	Amount Released:
			Date	Value						
			07/31/2018	461,651.77						
			08/31/2018	461,378.87						
			09/30/2018	461,098.49						
<b>Financial Institution: FIRST NATIONAL BANK BASTR</b>										
			Par Value:	690,000.00	Maturity Date:	02/15/2034	Pledged:	06/01/2017	Released:	Amount Released:
			Date	Value						
			07/31/2018	713,497.02						
			08/31/2018	713,223.85						
			09/30/2018	712,941.32						
			Par Value:	500,000.00	Maturity Date:	11/15/2032	Pledged:	06/01/2017	Released:	Amount Released:
			Date	Value						
			07/31/2018	503,899.02						

Methods Used For Reporting Market Values

Certificates of Deposit:

Securities/Direct Government Obligations:

Public Fund Investment Pool/AM/Accounts:

Face Value Plus Accrued Interest

Market Value Quoted by the Seller of the Security and Confirmed in Writing

Balance = Book Value = Current Market

Bastrop County Water Control & Improvement District No. 2

Detail of Pledged Securities

07/01/2018 - 09/30/2018

Financial Institution: FIRST NATIONAL BANK BASTRO		Par Value:	Maturity Date:	Pledged:	Released:	Amount Released:
Security: FHLMC		500,000.00	11/15/2032	06/01/2017		
CUSIP: 052414NIX4						
	Value					
	Date					
	08/31/2018	503,828.84				
	09/30/2018	503,703.69				
Security: FNMA		1,025,000.00	01/01/2037	09/01/2017		
CUSIP: 31418CFR4						
	Value					
	Date					
	07/31/2018	893,936.15				
	08/31/2018	882,229.31				
	09/30/2018	871,841.59				
Security: FNMA		1,492,000.00	02/01/2037	09/01/2017		
CUSIP: 31418CGT5						
	Value					
	Date					
	07/31/2018	1,343,627.41				
	08/31/2018	1,327,771.46				
	09/30/2018	1,307,215.85				
Financial Institution: ROSCOE STATE BANK						
Security: FHLMC		330,000.00	02/15/2024	06/01/2017		
CUSIP: 349143GK4						
	Value					
	Date					
	07/31/2018	340,299.30				
	08/31/2018	339,698.03				
	09/30/2018	339,429.52				
Security: FHLMC		350,000.00	02/15/2024	06/01/2017		
CUSIP: 639285JW6						
	Value					
	Date					
	07/31/2018	353,612.00				
	08/31/2018	353,722.38				
	09/30/2018	353,040.00				

Methods Used For Reporting Market Values

- Certificates of Deposit
- Price Value Plus Accrued Interest
- Securities/ Direct Government Obligations
- Market Value Quoted by the Seller of the Security and Confirmed in Writing
- Public Fund Investment Pool/AML Accounts
- Balance = Book Value = Current Market

\$K

Cash	October	September	
	Current Month	Last Month	Delta

Water Waste Water			
Checking	311	599	-288
CDs	903	1,053	-150
Money Market	944	908	36
TWDB	623	622	1
Total Water / Waste Water	2,781	3,182	-401
Stand-by	128	125	3
Roads			
Checking	45	12	33
Money Market	0	20	-20
Total Roads	45	32	13
Total Cash	2,954	3,339	-385

Financials

\$K

	C/M Act	YTD Act	YTD Budget	FY Budget
Water				
Revenue	148	1,463	1,173	1,407
Expense	78	1,091	1,019	1,211
Capital	8	328	980	1,145
Net	62	44	-826	-949

Notes:

Tank Project Not Yet Started			467	700
------------------------------	--	--	-----	-----

	C/M Act	YTD Act	YTD Budget	FY Budget
Waste Water				
Revenue	97	1,036	795	954
Expense	123	945	853	1,020
Capital	265	445	162	168
Net	-291	-354	-220	-234

Notes:

Taps (Rev)	22	317	142	170
Pumps (Exp)	265	414	100	100

	C/M Act	YTD Act	YTD Budget	FY Budget
Road Construction				
Revenue	94	941	858	1,025
Expense	45	385	341	406
Capital	181	724	524	606
Net	-132	-168	-7	13

Notes:

Fees (late admin, etc higher t				
RC Costs are higher than planned but have not been billed				

	C/M Act	YTD Act	YTD Budget	FY Budget
Road Maintenance				
Revenue	13	145	391	469
Expense	2	475	370	392
Capital				
Net	11	-330	21	77

Notes:

Pillings Project Over Estimate Awaiting Reimbursements from FEMA				
Budget is 200K for FEMA Unfunded Requests are: \$382				

	C/M Act	YTD Act	YTD Budget	FY Budget
Standby				
Revenue	3	28	43	52
Expense	1	13	21	25
Capital				
Net	2	15	22	27

Notes:

Agenda

Item # 7

General  
Manager's  
Report

**BOARD OF DIRECTORS**  
**BASTROP COUNTY WCID NO. 2**

**General Manager's Update**

**November 15, 2018**

**7a. Installation of radio read water meters**

Original contract was about 422 radio read meters to be installed. As of 11/9/2018 we have approximately 112 left for install. Meters have been ordered for what's been used in-stock and for installs.

**7b. Status of TTHM compliance:**

The 2<sup>nd</sup> round of testing has been completed and is currently being reviewed by the engineers. We had some high levels of methane so we are exploring options and discussing what the next steps could be to move forward.

**7c. Update on hydraulic study**

We are currently waiting on BEFCO for a completed analysis. A meeting is scheduled on January 9<sup>th</sup> for reviewing.

**7d. Update on district water plants and lift stations:**

The wet well and manhole have been completed. The electrical issues at Station #1 have all been taken care of. We are waiting on a sine wave filter to arrive and be installed. Once this is done, the station will be back in operation. All other current electrical projects have been completed and will be testing the phone lines this week for the alarm contacts.

**BOARD OF DIRECTORS**  
**BASTROP COUNTY WCID NO. 2**

**7e. Update on fencing at the maintenance building:**

We have met with the City of Bastrop's planning dept. Everything has been updated for the variances and property lines with BEFCO. We are on the Agenda for the city Council meeting for it to be approved.

**7f. FEMA road repairs on Ulupua:**

WJC was awarded the contract last month. They have begun construction and moving equipment in. Expected completion is in December.

**7g. Overall FEMA update:**

We have started progress on a couple of these projects. We met with WJC and went over the other contractor portion of these as well and expect to have his quotes in the office soon. District employees have started working on our side of the projects as well.

**7h. Water, wastewater, road repairs, maintenance & improvement projects update:**

Future topics of discussion will be planning for our Unit 3 & 5 drainage study, discussion on a new storage facility or standpipe and communications plan updates.

**BOARD OF DIRECTORS**  
**BASTROP COUNTY WCID NO. 2**

**7i. Road Master Plan update:**

No update at this time.

**7j. Fire Hydrant repair update:**

Repairs are 80% completed to date. Remaining repairs need to be dug up for complete replacement and are being scheduled.

**7k. Theft of wastewater pump:**

We had a theft occur at a residence that was being built on Pahalawe Drive. The system was installed back in July of this year. It was discovered on October 31st when the sewer was backing up after the residents had moved in, causing the customer to call in. Once the crews responded, they found that the wires were cut and pumped had been taken out. A report has been filed with the Sheriff's Office but the replacement cost of the pump doesn't make filing an insurance claim a viable solution.

**7l. Employee Communications:**

I was asked to look into internal communications between employees and how it's done and/or comp'd for. Currently, the employees use their own cell phones for communications and/or internet/SCADA usage and do not receive any compensation for this. I looked into going back to 2-way radio for communications as well as a Nextel style phone plan. It basically breaks down to a large up-front package price for the 2-way and no monthly fees or a smaller up-front with monthly fees.

**BOARD OF DIRECTORS**  
**BASTROP COUNTY WCID NO. 2**

The advantage to the portable 2-way radios over cell phones is that if someone gets into a bind, hurt, trapped or some emergency where they need help, they push the button to talk, everyone hears them and can respond to help. I have spoken with 2 companies so far and a rough estimate is in the \$18-23k area for the radios, tower, licensing, etc being contracted out. If we do this in-house with our knowledge, then we are only looking at about \$6-8k area. There is no normal monthly or annual dues or fees other than every 10 years to renew the FCC license for \$225.

A Nextel sprint cell phone package would be \$2500 up-front with a \$200 monthly cost. The Nextels do have the ability to talk to all the other units in the group at the same time similar to a 2-way radio but it's a several step process to do that, similar to going into the phone book and clicking on that group to talk.

Taking off the \$2500 up-front for the Nextel package and dividing the \$200 monthly fee out, it would take a little over 5 years to make up the difference the larger up-front for the radios. In the end, for the safety factor, I feel the 2-way radios are a better & safer route. I'll have more on this for the January 2019 meeting.

**7m. Inter-connects with local water suppliers:**

We have been reviewing details with both Aqua WSC and the City of Bastrop. There has been some meetings scheduled and we will have more updates starting in 2019.

Agenda

Item # 8

Budget

Basin# WCID No 2 - Water/Wastewater  
Actual vs Budget Water  
FYE 2019 Proposed Budget

	8 Month Actuals Jan - Aug 18	12 Month Estimates	FY 2018 Approved Budget	Variance	FY 2019 Proposed Budget	
<b>Ordinary Income/Expense</b>						
<b>Income</b>						
<b>Water-Revenue</b>						
1410 - TV Water Sales	849,480	1,274,220	1,100,000	174,220	1,300,000	
1415 - Water Late Charge Income	22,237	33,356	25,000	8,356	25,000	
14120 - TV Tap Fees	221,925	275,000	180,000	95,000	160,000	\$5 @ \$2450 for 2019 - 2018 \$10 - actuals YTD (20 more homes)
14125 - Capital Reserve Fee	0	0	60,000	(60,000)	0	
14130 - Water Line Bore	27,300	41,250	7,000	34,250	28,000	33 @ \$850 \$14 item, Now done by customer
14135 - Water Line Extension	0	0	10,000	(10,000)	0	
14140 - Backflow Inspections	1,350	2,025	6,000	(3,975)	5,000	65 @ \$75 per
14145 - Returned Check Fee	0	0	300	(300)	200	
14148 - Pools	440	660	400	260	275	5 pools
14150 - Maps Sold	156	234	300	(66)	250	
14155 - Office Rents	2,200	3,300	4,300	(1,200)	3,300	Can we rent the 2nd floor?
14160 - Other Income-W	12,642	12,642	0	12,642	180,000	FEMA reimbursement
14170 - Reconnect Fee	7,700	11,550	10,000	1,550	10,000	
14175 - Interest-W	2,604	3,906	3,300	406	3,500	
14180 - Copies & Faxes	11	17	50	(34)	50	
14185 - FEMA Payments	2,224	3,336	0	3,336	0	
14190 - Irrigation Systems	0	0	300	(300)	300	
<b>Total Water-Revenue</b>	<b>1,150,469</b>	<b>1,661,495</b>	<b>1,407,350</b>	<b>254,145</b>	<b>1,715,875</b>	
<b>Total Income</b>	<b>1,150,469</b>	<b>1,661,495</b>	<b>1,407,350</b>	<b>254,145</b>	<b>1,715,875</b>	
<b>Expense</b>						
<b>Water-Expense</b>						
<b>16100 - Payroll</b>						
16100a - Salaries	314,595	471,893	505,000	(33,108)	606,500	\$560k + 5% Ratio + \$550 + 2 HC (\$80k) = \$670k
16100b - OverTime	12,628	18,942	18,000	942	14,000	
16100c - Double Time	1,432	2,148	3,000	(852)	2,500	
16100e - Holiday	16,374	24,561	22,000	2,561	25,000	comes out of 5670k
16100f - Annual Leave	18,073	27,110	20,000	7,110	25,000	comes out of 5670k
16100g - Sick	7,464	11,196	5,000	6,196	10,000	comes out of 5670k
16100h - Personal Time	657	986	3,700	(2,715)	3,500	comes out of 5670k
16100i - Bonus	10,000	20,000	20,000	0	0	No bonus in 2019
16100j - Moving	(1,750)	8,000	0	8,000	0	
16100k - FICA	28,328	42,792	36,000	6,792	67,000	7.5% + 2.5% Medicare
16100l - 401K	500	750	2,000	(1,250)	0	
16100m - Retirement-Life	106,669	115,000	79,000	36,000	54,000	Calc 2018 - 2019 8% of 870k
16100n - SUTA	0	2,000	2,000	0	2,000	MAC is updating air
16100o - Longevity Pay	0	10,500	10,500	0	11,000	
16100p - FUTA	405	608	0	608	1,000	MAC is updating air
16100q - On Call Pay	3,216	4,824	5,000	(176)	5,000	
<b>Total 16100 - Payroll</b>	<b>518,785</b>	<b>761,308</b>	<b>731,200</b>	<b>30,108</b>	<b>830,500</b>	
<b>16110 - Health Insurance</b>						
16110a - Insurance-Medical	64,847	97,271	135,600	(38,330)	135,000	
16110b - Insurance-Dental	1,663	2,495	2,100	395	2,500	
16110c - Insurance-Vision	678	1,017	1,600	(583)	1,200	
16110d - HSA	900	1,350	1,800	(450)	1,500	
16110e - Insurance-Life	3,475	5,213	3,500	1,713	5,000	
<b>Total 16110 - Health Insurance</b>	<b>71,563</b>	<b>107,345</b>	<b>144,600</b>	<b>(37,256)</b>	<b>145,200</b>	
16117 - Payroll Service Fee	2,049	3,074	0	3,074	3,100	
16118 - Hand Tools	3,149	4,724	2,000	2,724	5,000	
16120 - Wellness Program	244	366	300	66	1,000	Reported being used, coding is wrong/MAC is updating air
16121 - Uniforms-W	4,359	6,539	7,000	(462)	7,000	
16122 - Mileage	2,102	3,153	1,000	2,153	8,000	
16123 - Vehicle Usage	2,308	3,762	6,000	(2,238)	4,000	
16124 - Admin Allocations	(60,261)	(90,392)	(95,000)	4,609	(88,000)	10% for GSA less admin items in 8th
16125 - PPE Allocations	(65,394)	(98,091)	(101,000)	5,909	(144,300)	15% of Salary & Benefits for RDs RC + RD personnel
16125a - EOM Salary Reimburs from WW	(76,934)	(115,401)	(121,000)	5,599	(141,900)	per WW worksheet
16126 - Answering Service	1,520	2,280	4,000	(1,720)	2,500	
16127 - Repairs-Contracted-W	900	1,350	3,000	(3,650)	1,500	
16128 - Maint Agreement-Hand Held	1,560	2,340	1,800	540	2,500	
16128a - Contracted Taps - Water	0	0	7,000	(7,000)	7,000	Coded to 16189
16129 - Maint Agreement-Incnde-W	8,407	12,611	12,000	611	13,000	
16130 - Office Equip Lease	10,110	15,165	12,000	3,165	15,000	
16131 - Pest Control	69	104	300	(197)	300	
16132 - Maint Agreement-Printer	0	0	1,000	(1,000)	0	
16133a - Security Agreement	0	0	300	(300)	300	
16135 - Garbage	609	914	1,500	(587)	1,000	
16136 - Cleaning-Maint Building	1,125	1,688	1,000	688	3,000	
16137 - Backflow Inspection	0	0	400	(400)	0	Old item, no longer needed
16138 - Chemicals-Chlorine	10,252	15,378	16,000	(622)	16,000	
16138a - Contract Labor	1,150	1,725	5,000	(3,275)	5,000	
16139 - Field Equip Rental-W	5,842	8,763	5,000	3,763	10,000	
16140 - Fuel-W	6,933	10,400	9,500	900	12,000	
16141 - Repairs & Maint-W	2,383	3,575	18,000	(14,426)	18,000	
16142 - Materials-W	42,404	63,606	65,000	(1,394)	65,000	Office building upgrades
16144 - Safety Supplies-W	1,658	2,487	4,000	(1,513)	4,000	
16145 - Damage Claims	43,883	65,825	1,000	64,825	25,000	
16145a - Meter Maintenance	0	0	500	(500)	0	Old item, no longer needed
16146 - Water Samples	6,315	9,473	6,500	2,973	12,000	
16147 - Repairs & Maint-Water Well	12,950	19,425	20,000	(575)	25,000	
16149 - Computer-W	15,925	23,888	18,000	5,888	25,000	
16150 - Depreciation-W	134,111	201,167	170,800	31,167	202,000	
16151 - Dues & Subscriptions	715	1,073	800	273	800	
16152 - Election Costs	1,940	2,910	5,000	(2,090)	3,000	
16153 - Fax	3	5	100	(96)	100	
16154 - Late Fees-W	162	243	1,500	(1,237)	1,300	
16155 - Internet	0	0	2,000	(2,000)	2,000	
16156 - Printing-W	6,509	9,764	5,000	4,764	10,000	
16156a - Janitorial Supplies	0	0	200	(200)	200	
16157 - Office Supplies-W	3,062	4,593	5,000	(407)	5,000	
16158 - Misc-W	2,800	4,200	2,000	2,200	5,000	
16159 - Medical-W	0	0	400	(400)	500	
16160 - Misc Office-W	1,668	2,502	2,500	2	2,500	
16161 - Pre-Employment Screening	214	321	60	261	500	
16162 - Random Drug Screening	0	0	150	(150)	0	
16163 - Postage	8,660	12,990	9,000	3,990	15,000	
16164 - Public Notice	1,862	2,793	3,000	(207)	3,000	
16165 - Telephone-W	6,108	9,162	6,000	3,162	10,000	
16166 - License-W	283	425	2,500	(2,076)	2,500	
16166a - Advertising	0	0	500	(500)	500	
16167 - Bank Fees-W	300	450	5,000	(4,550)	500	
16169 - TCEQ Fees-W	0	8,000	8,000	0	8,000	
16171 - CC Fees	19,667	29,501	17,000	12,501	30,000	
16172 - Interest Bonds-W	18,890	28,335	28,000	335	28,500	15% of 150

Basop WCID No.2 - Water/Wastewater  
 Actual vs Budget Water  
 FYE 2019 Proposed Budget

	8 Month Actuals Jan - Aug 18	12 Month Estimates	FY 2018 Approved Budget	Variance	FY 2019 Proposed Budget	
16174 - Accounting-W	11,245	16,868	14,000	2,868	17,500	
16175 - Appraiser	0	0	1,000	(1,000)	1,500	
16176 - Audit-W	9,800	9,800	8,800	1,000	10,000	
16177 - Engineering-W	17,890	26,835	3,000	23,835	45,000	
16178 - Legal-W	19,416	29,124	10,800	19,124	30,000	
16179 - Insurance-W						
16179a - Insurance-Property-W	0	5,500	5,500	0	5,500	
16179b - Insurance-Vehicles-W	0	1,700	1,700	0	1,700	
16179c - Insurance-Misc-W	0	200	200	0	200	
16179d - Insurance-E&O-W	0	500	500	0	500	
16179e - Insurance-Liability-W	0	900	900	0	900	
16179f - Insurance-Bonding	1,456	300	300	0	300	
16179g - Insurance-FSA	1,269	5,000	5,000	0	5,000	
16179h - Insurance-WC-W	853	4,000	4,000	0	4,000	
16179i - Insurance-Wells	0	5,500	5,500	0	5,500	
Total 16179 - Insurance-W	3,578	23,600	23,600	0	23,600	
16180 - Repairs-Bldg-W	283	425	2,000	(1,576)	10,000	
16181 - Repairs-Equip-W	362	543	4,000	(3,457)	5,000	
16182 - Repairs-Vehicles-W	1,980	2,970	6,000	(3,030)	6,000	
16182a - Yard Maintenance-Mowing	0	0	3,000	(3,000)	12,000	
16183 - Travel						
16183a - Travel-Air	0	0	450	(450)	500	
16183b - Travel-Lodging	201	302	4,200	(3,899)	4,000	
16183c - Travel-Meals	481	722	700	22	1,000	
16183d - Travel-Rental Car	0	0	250	(250)	250	
Total 16183 - Travel	682	1,022	5,600	(4,577)	5,750	
16184 - Training-W	1,015	1,667	2,500	(833)	3,000	
16185 - Electricity						
16185a - Electricity-Maint Bldg	1,325	1,984	1,700	288	2,000	
16185b - Electricity-Office Bldg	3,497	5,246	7,000	(1,753)	7,000	
16185c - Electricity-Wells	26,558	39,837	50,000	(10,163)	45,000	
16185d - Electricity-WW Lift Station	722	1,083	500	583	500	
Total 16185 - Electricity	32,102	48,153	59,200	(11,047)	54,500	
16186 - Water-Maint Bldg	1,100	1,650	1,700	(50)	1,700	
16187 - Water-Office Bldg	1,284	1,926	1,700	226	1,900	
16188 - Computer Supplies	6,216	9,324	500	8,824	10,000	
16189 - Labor-Service Lines & Tap-W	14,750	22,125	0	22,125	25,000	
16196 - Permits	0	0	1,200	(1,200)	1,200	
16197 - Small Equipment Purchases	0	0	4,000	(4,000)	4,000	
Total Water-Expense	904,022	1,361,041	1,211,610	149,431	1,491,450	
Total Expense	904,022	1,361,041	1,211,610	149,431	1,491,450	
Net Ordinary Income	246,447	309,454	195,749	104,714	224,425	
Other Income/Expense						
Other Expense						
Capital Outlay-W						
17100 - Vehicles-W	31,573	47,360	60,000	(12,641)	80,000	field truck and GM truck
17101 - Equipment-W	1,539	2,309	10,000	(7,692)	100,000	Mini-excavator & sewer cut machine
17102 - Meters-W	105,800	158,700	110,000	48,700	10,000	
17104 - Software-W	47,418	71,127	30,000	41,127	30,000	
17105 - Computer Replacement-W	0	0	5,000	(5,000)	10,000	is the server in this?
17106 - Line Extension-W	51,093	76,640	60,000	16,640	60,000	
17107 - Buildings-W	6,858	10,287	20,000	(9,713)	20,000	
17108 - Water Line Improvements-W	12,024	18,036	30,000	(11,964)	30,000	
17109 - Capital Outlay Culverts-W	51,481	77,222	120,000	(42,779)	30,000	
17121 - Water Well Cap Impr-W	0	0	700,000	(700,000)	700,000	
Total Capital Outlay-W	307,786	461,679	1,145,000	(683,321)	1,070,000	
Total Other Expense	307,786	461,679	1,145,000	(683,321)	1,070,000	
Net Other Income	(307,786)	(461,679)	(1,145,000)	683,321	(1,070,000)	
Net Income	(61,339)	(161,225)	(949,260)	788,035	(845,575)	

Cash Balances  
 Add Revenue  
 Subtract Expenses  
 Subtotal  
 Add back Depreciation  
 Subtract Capital Spend  
 Cash Balances

Bastrop WCID No 2 - Water/Wastewater  
Actual vs Budget Wastewater  
January through August 2018

	8 Month Actuals Jan - Aug 18	12 Month Estimates	FY 2018 Approved Budget	Variance	FY 2019 Proposed Budget	
<b>Ordinary Income/Expense</b>						
<b>Income</b>						
<b>Wastewater-Revenue</b>						
14215 - WW Fees	454,603	681,905	675,000	6,905	730,700	690 current + 18 new= 708 @ 586 per mo
14220 - WW Bore	7,550	11,325	7,000	4,325	7,000	
14225 - WW Tap Fees	287,233	430,850	170,000	260,850	242,000	33 @ 57350 (33 taken from past at 1/2 the water tap)
14230 - Pump Maintenance	3,911	5,867	5,000	867	6,000	
14235 - Debt Service Reserve Fee	100,249	150,374	89,000	61,374	153,000	40% to Wastewater and 60% to Water
14275 - Interest-WW Reserve	174	261	300	(39)	300	
14276 - Interest-WW	5,044	7,566	2,000	5,566	8,000	
14280 - Other Income-WW	0	0	6,000	(6,000)	0	
<b>Total Wastewater-Revenue</b>	<b>858,764</b>	<b>1,288,146</b>	<b>954,300</b>	<b>333,846</b>	<b>1,147,000</b>	
<b>Total Income</b>	<b>858,764</b>	<b>1,288,146</b>	<b>954,300</b>	<b>333,846</b>	<b>1,147,000</b>	
<b>Expense</b>						
<b>Wastewater-Expense</b>						
16221 - Uniforms-WW	3,989	5,984	7,000	(1,017)	7,000	
16222 - W/W Salary Allocations	76,934	115,401	121,000	(5,599)	141,900	
16229 - Maint Agreement-Incode-WW	2,171	3,257	4,000	(744)	4,000	
16233 - Lift Station Admin Service Fee	1,150	1,725	400	1,325	1,750	
16239 - Field Equip Rental-WW	6,591	9,887	2,000	7,887	10,000	
16240 - Fuel-WW	6,933	10,400	9,300	1,100	10,500	
16241 - Repairs & Maint-WW	10,681	16,022	16,000	22	16,000	
16242 - Materials-WW	25,655	38,483	35,000	3,483	35,000	
16243 - Meter Testing-WW	150	225	200	25	225	
16244 - Safety Supplies-WW	2,057	3,086	2,400	686	3,000	
16247 - Repairs & Maint-Lift Stat-WW	6,016	9,024	6,000	3,024	10,000	
16248 - Grinder Pump Repair-WW	17,613	26,420	20,000	6,420	20,000	
16250 - Depreciation-WW	298,778	448,167	430,000	18,167	450,000	
16251 - Tools	2,096	3,144	1,000	2,144	3,500	
16257 - Office Supplies-WW	0	0	200	(200)	200	
16258 - Misc-WW	0	0	600	(600)	600	
16259 - Medical-WW	300	450	300	150	300	
16260 - Op & Maint-City of Bastrop-WW	129,796	194,694	143,000	51,694	210,000	We haven't received notification of a rate increase from the City but since the bill goes up with usage, we should estimate for the increase in our taps (roughly 7.5%)
16265 - Telephone-WW	119	179	1,000	(822)	1,000	
16266 - License-WW	346	519	600	(81)	600	
16268 - Filing Fees-WW	882	1,323	400	923	400	
16269 - TCEQ Fees-WW	0	3,200	3,200	0	3,200	
16272 - Interest Bonds-WW	107,044	160,566	150,000	1,566	161,500	
16274 - Accounting-WW	10,004	15,006	12,000	3,006	17,500	
16276 - Audit-WW	8,000	8,000	9,000	(1,000)	10,000	
16277 - Engineering-WW	315	473	3,000	(2,528)	10,000	Study of WW lines and extensions
16278 - Legal-WW	0	0	1,000	(1,000)	1,000	
16279 - Insurance-WW						
16279a - Insurance-Property-WW	0	3,000	3,000	0	3,000	
16279b - Insurance-Vehicles-WW	0	1,800	1,800	0	1,800	
16279c - Insurance-Misc-WW	0	500	500	0	500	
16279d - Insurance-E&O-WW	0	500	500	0	500	
16279e - Insurance-Liability-WW	0	900	900	0	900	
16279h - Insurance-WC-WW	853	5,000	5,000	0	5,000	
<b>Total 16279 - Insurance-WW</b>	<b>853</b>	<b>11,700</b>	<b>11,700</b>	<b>0</b>	<b>11,700</b>	
16280 - Repairs-Bldg WW	0	0	2,000	(2,000)	10,000	
16281 - Repairs-Equip-WW	216	324	3,000	(2,676)	5,000	
16282 - Repairs-Vehicles-WW	1,355	2,033	4,000	(1,968)	4,000	
16283 - Yard Maintenance-Mowing	0	0	2,500	(2,500)	2,500	
16284 - Training-WW	0	0	1,000	(1,000)	1,000	
16285 - Electricity-Lift Stations	1,729	2,594	5,000	(2,407)	5,000	
16286 - Water-Lift Stations	1,238	1,857	2,000	(143)	2,000	
16289 - Labor-Service Lines & Tap-WW	750	1,125	0	1,125	2,000	
16294 - Travel - Lodging	0	0	500	(500)	500	
16295 - Travel - Meals	0	0	200	(200)	200	
16296 - Travel - Rental Car	0	0	200	(200)	200	
16297 - Small Equipment Purchases-WW	0	0	1,000	(1,000)	1,000	
<b>Total Wastewater-Expense</b>	<b>723,761</b>	<b>1,095,262</b>	<b>1,020,700</b>	<b>74,562</b>	<b>1,174,275</b>	
<b>Total Expense</b>	<b>723,761</b>	<b>1,095,262</b>	<b>1,020,700</b>	<b>74,562</b>	<b>1,174,275</b>	
<b>Net Ordinary Income</b>	<b>135,003</b>	<b>192,884</b>	<b>(66,400)</b>	<b>259,284</b>	<b>(27,275)</b>	
<b>Other Income/Expense</b>						
<b>Other Expense</b>						
<b>Capital Outlay-WW</b>						
17200 - Vehicles-WW	31,573	32,000	30,000	2,000	40,000	Truck
17201 - Equipment-WW	0	0	3,000	(3,000)	3,000	
17206 - WW Line Extensions-WW	0	0	10,000	(10,000)	0	No actuals because we stopped collecting these in March 2017
17208 - Wastewater Improv-WW	0	0	25,000	(25,000)	25,000	
17211 - Capital Outlay Grinder Pumps-WW	144,499	144,499	100,000	44,499	20,000	
<b>Total Capital Outlay-WW</b>	<b>176,072</b>	<b>176,499</b>	<b>168,000</b>	<b>8,499</b>	<b>88,000</b>	
<b>Total Other Expense</b>	<b>176,072</b>	<b>176,499</b>	<b>168,000</b>	<b>8,499</b>	<b>88,000</b>	
<b>Net Other Income</b>	<b>(176,072)</b>	<b>(176,499)</b>	<b>(168,000)</b>	<b>(8,499)</b>	<b>(88,000)</b>	
<b>Net Income</b>	<b>(41,069)</b>	<b>16,385</b>	<b>(234,400)</b>	<b>250,785</b>	<b>(115,275)</b>	

Cash Balances  
Add Revenue  
Subtract Expenses  
Subtotal  
Add back Depreciation  
Subtract Capital Spend  
Cash Balances

Bastrop WCID No - Road Construction  
FYE 2019 Proposed Budget

	8 Month Actuals Jan - Aug 18	12 Month Estimates	FY 2018 Approved Budget	Variance	FY 2019 Proposed Budget	
<b>Ordinary Income/Expense</b>						
<b>Income</b>						
<b>Road Construction-Revenue</b>						
34210 · Assessments	737,159	1,105,739	1,094,000	11,739	1,234,000	\$1.094 + \$140k per \$12 in Rates \$204 per lot
34215 · Assessments-Prior to 97	9,731	14,597	10,000	4,597	10,000	
34220 · Late Fee	51,604	77,406	25,000	52,406	25,000	
34225 · Late Fee- Prior	1,230	1,845	1,200	645	1,200	
34235 · Lien Fees	25,919	38,879	25,000	13,879	25,000	
34240 · Deed Admin Fee	23,768	35,652	1,200	34,452	1,200	what is this driven by?
34245 · Returned Check Fee	152	228	0	228	0	
34250 · Filing Fees	160	240	3,000	(2,760)	3,000	where are the actuals
34255 · Driveway	2,080	3,120	1,800	1,320	1,800	
34260 · Other Income-RC	870	870	0	870	0	
34265 · Attorney Fees	14,845	22,268	10,000	12,268	25,000	
34270 · Allocation to Maintenance Fund	(109,328)	(163,992)	(164,000)	8	(308,000)	25% of assessments not revenue
34274 · Admin Alloc to R/M 10%	0	0	10,900	(10,900)	0	
34275 · Interest-RC	187	281	1,000	(720)	1,000	
34280 · Sale of Real Property	0	0	6,000	(6,000)	0	
<b>Total Road Construction-Revenue</b>	<b>758,377</b>	<b>1,137,131</b>	<b>1,025,100</b>	<b>112,031</b>	<b>1,019,200</b>	
<b>Total Income</b>	<b>758,377</b>	<b>1,137,131</b>	<b>1,025,100</b>	<b>112,031</b>	<b>1,019,200</b>	
<b>Expense</b>						
<b>Road Construction-Expense</b>						
36210 · Salary Allocations from Water	63,394	98,091	104,000	(5,909)	92,900	15% of salary (per worksheet) less \$51.4K to RM ... \$144.3K
36224 · Admin Allocations from Water-RC	56,733	85,100	95,000	(9,901)	88,000	10% of \$1.094K (\$110K) less acctg, postage, Incode, audit, ( this should be part of the 10%
36229 · Maint Agreement-Incode-RC	4,634	6,951	5,000	1,951	7,500	
36239 · Field Equip Rental	225	338	1,500	(1,163)	1,500	
36241 · Repair & Maint-RC	0	0	500	(500)	500	
36242 · Materials-RC	0	0	0	0	0	
36245 · Damage Claims	24	36	0	36	50	
36258 · Misc	2,779	4,169	5,000	(832)	5,000	
36263 · Postage	3,359	5,039	9,000	(3,962)	6,000	
36268 · Filing Fees	4,900	7,350	5,000	2,350	5,000	
36270 · Bad Debt	0	0	84,000	(84,000)	45,000	Need to calculate at year-end and possibly adjust
36271 · CC Fees	3,769	5,654	6,000	(347)	6,000	
36272 · Attorney Fees (County)	21,161	31,741	3,000	28,741	3,000	
36274 · Accounting	6,826	10,239	8,500	1,739	11,000	
36276 · Audit-RC	5,500	5,500	8,000	(2,500)	10,000	
36277 · Engineering-RC	12,270	18,405	10,000	8,405	75,000	more engineering will be needed for surveys (\$25-35K per r
36278 · Legal-RC	6,760	10,140	5,000	5,140	30,000	
36279 · Insurance						
36279h · Insurance- WC	711	711	0	711	0	
Total 36279 · Insurance	711	711	0	711	0	
36280 · Other Professional Fees	0	0	1,000	(1,000)	1,000	
36294 · Road Fees Written Off	26,100	39,150	17,000	22,150	25,000	
36295 · Lien Fees Written Off	5,805	8,708	6,000	2,708	6,000	
36296 · Road Late Fees Written Off	7,509	11,264	7,000	4,264	7,000	
36297 · Road Prior Written Off	19,398	29,097	17,000	12,097	17,000	
36298 · Attorney Fees Written Off	9,703	14,555	6,000	8,555	15,000	
36299 · Standby Fees Written Off	1,140	1,710	1,500	210	0	
36300 · Standby Late Fees Written Off	540	810	1,000	(190)	0	
<b>Total Road Construction-Expense</b>	<b>265,240</b>	<b>394,754</b>	<b>406,000</b>	<b>(11,246)</b>	<b>457,450</b>	
<b>Total Expense</b>	<b>265,240</b>	<b>394,754</b>	<b>406,000</b>	<b>(11,246)</b>	<b>457,450</b>	
<b>Net Ordinary Income</b>	<b>493,137</b>	<b>742,376</b>	<b>619,100</b>	<b>123,276</b>	<b>561,750</b>	
<b>Other Income/Expense</b>						
<b>Other Expense</b>						
<b>Road Construction-Capital</b>						
37285 · Capital Outlay-RC	431,342	647,013	606,000	41,013	559,000	2.4 miles at \$225K (not including survey/eng) + \$160 for ch \$85K for not chipsealing the 2.4M
<b>Total Road Construction-Capital</b>	<b>431,342</b>	<b>647,013</b>	<b>606,000</b>	<b>41,013</b>	<b>559,000</b>	Reduced by \$56K as construction will not start until Octobe waiting to start construction in 4Q helps balance budget an is logical the way rds are being done
<b>Total Other Expense</b>	<b>431,342</b>	<b>647,013</b>	<b>606,000</b>	<b>41,013</b>	<b>559,000</b>	
<b>Net Other Income</b>	<b>(431,342)</b>	<b>(647,013)</b>	<b>(606,000)</b>	<b>(41,013)</b>	<b>(559,000)</b>	
<b>Net Income</b>	<b>61,795</b>	<b>95,363</b>	<b>13,100</b>	<b>82,263</b>	<b>2,750</b>	

Cash Balances  
Add Revenue  
Subtract Expenses  
Subtotal  
Add back Depreciation  
Subtract Capital Spend  
Cash Balances

Bastrop WCID No - Road Maintenance  
 FYE 2019 Proposed Budget

	8 Month Actuals Jan - Aug 18	12 Month Estimates	FY 2018 Approved Budget	Variance	FY 2019 Proposed Budget	
Ordinary Income/Expense						
Income						
Road Maintenance-Revenue						
34110 · Donations	0	0	10,000	(10,000)	0	
34160 · Other-RM	0	100,000	200,000	(100,000)	180,000	FEMA (Assumes we get 100K in 20
34165 · FEMA Payments	8,614	8,614	0	8,614		
34176 · Transfer from Road Construction	109,328	163,992	164,000	(8)	308,000	25% of Road Fee Assessments
34180 · Admin Allocaitons-RM	0	0	95,000	(95,000)	0	
Total Road Maintenance-Revenue	117,942	272,606	469,000	(196,394)	488,000	
Total Income	117,942	272,606	469,000	(196,394)	488,000	
Expense						
Road Maintenance-Expense						
36210 · Salary Allocations from Water					51,400	
36127 · Repairs- Contracted-RM	362,381	362,381	260,000	102,381	100,000	
36128 · Contract Labor- RM	0	0	60,000	(60,000)	60,000	
36139 · Field Equipment Rental- RM	10,922	16,383	6,000	10,383	15,000	
36141 · R&M-RM	15,243	22,865	1,000	21,865	20,000	
36142 · Materials-RM	67,270	100,905	35,000	65,905	125,000	
36144 · Safety Supplies-RM	0	0	200	(200)	5,000	
36146 · Equip. Small	0	0	1,000	(1,000)	1,000	
36147 · Permit Fees	0	0	500	(500)	2,100	
36174 · Accounting	1,551	2,327	2,000	327	2,000	
36176 · Audit-RM	1,250	1,250	4,000	(2,750)	4,000	
36177 · Engineering-RM	7,530	11,295	20,000	(8,705)	20,000	
36178 · Legal-RM	700	1,050	2,000	(950)	2,000	
36179 · Insurance-WC-RM	426	426	0	426	500	
Total Road Maintenance-Expense	467,273	518,881	391,700	127,181	408,000	
Total Expense	467,273	518,881	391,700	127,181	408,000	
Net Ordinary Income	(349,331)	(246,275)	77,300	(323,575)	80,000	
Net Income	(349,331)	(246,275)	77,300	(323,575)	80,000	<< Based on FEMA income!!!

Cash Balances  
 Add Revenue  
 Subtract Expenses  
 Subtotal  
 Add back Depreciation  
 Subtract Capital Spend  
 Cash Balances

Bastrop WCID No 2 - Standby  
 FYE 2019 Proposed Budget

	8 Month Actuals Jan - Aug 18	12 Month Estimates	FY 2018 Approved Budget	Variance	FY 2019 Proposed Budget
<b>Ordinary Income/Expense</b>					
<b>Income</b>					
25300 · Pine Forest Standby	5,085	7,628	30,000	(22,373)	5,000
25400 · Pine Forest Standby-Prior	0	0	2,500	(2,500)	
25500 · TV Standby	9,104	13,656	16,000	(2,344)	5,000
25600 · Late Fees	3,150	4,725	2,000	2,725	
25700 · Lien Fees	240	360	800	(440)	
25710 · Attorney Fees	6,444	9,666	300	9,366	
<b>Total Income</b>	<b>24,023</b>	<b>36,035</b>	<b>51,600</b>	<b>(15,566)</b>	<b>10,000</b>
<b>Expense</b>					
27110 · Admin Allocations	3,528	5,292	9,500	(4,208)	5,000
27120 · Maint. Agreement- Incode	577	866	2,000	(1,135)	
27130 · Office Supplies	66	99	300	(201)	
27135 · Filing Fees	0	0	200	(200)	
27140 · Postage	0	0	1,600	(1,600)	
27155 · Miscellaneous Expense	0	0	300	(300)	
27157 · Appraiser/Surveyor	0	0	3,000	(3,000)	
27160 · Accounting	1,650	2,475	2,000	475	2,000
27170 · Audit	1,250	1,250	2,500	(1,250)	2,500
27180 · Engineering	0	0	4,000	(4,000)	
27190 · Legal	4,438	6,657	0	6,657	500
<b>Total Expense</b>	<b>11,509</b>	<b>16,639</b>	<b>25,400</b>	<b>(8,762)</b>	<b>10,000</b>
<b>Net Ordinary Income</b>	<b>12,514</b>	<b>19,396</b>	<b>26,200</b>	<b>(6,804)</b>	<b>0</b>
<b>Other Income/Expense</b>					
<b>Other Expense</b>					
27195 · Drainage	5,558	8,337	0	8,337	
<b>Total Other Expense</b>	<b>5,558</b>	<b>8,337</b>	<b>0</b>	<b>8,337</b>	<b>0</b>
<b>Net Other Income</b>	<b>(5,558)</b>	<b>(8,337)</b>	<b>0</b>	<b>(8,337)</b>	<b>0</b>
<b>Net Income</b>	<b>6,956</b>	<b>11,059</b>	<b>26,200</b>	<b>(15,141)</b>	<b>0</b>

Cash Balances  
 Add Revenue  
 Subtract Expenses  
 Subtotal  
 Add back Depreciation  
 Subtract Capital Spend  
 Cash Balances

Agenda

Item # 9

Order

Amending

Road Fees

**CERTIFICATE FOR ORDER**

THE STATE OF TEXAS §  
COUNTY OF BASTROP §  
BASTROP COUNTY WATER CONTROL AND IMPROVEMENT DISTRICT NO. 2 §

We, the undersigned officers of the Board of Directors of Bastrop County Water Control and Improvement District No. 2 (the "District") hereby certify as follows:

1. The Board of Directors of the District convened in regular session on the 15<sup>th</sup> day of November, 2018, at the regular meeting place thereof, and the roll was called of the duly constituted members of the Board, to wit:

- Mary Beth O'Hanlon, President
- Butch Carmack, Vice President
- Sam Kier, Treasurer
- Scott Ferguson, Secretary
- Karen Pinard, Director

and all of said persons were present except \_\_\_\_\_, thus constituting a quorum.

Whereupon, among other business, the following was transacted at the meeting: a written

**ORDER SETTING THE DISTRICT'S ROAD ASSESSMENT FEES AND ROAD MAINTENANCE PERCENTAGE FOR 2019; AND PROVIDING AN EFFECTIVE DATE**

was introduced for the consideration by the Board. It was then duly moved and seconded that the Order be adopted; and, after due discussion, the motion, carrying with it the adoption of the Order was duly passed and adopted by the Board by the following vote:

\_\_\_\_\_ "For" \_\_\_\_\_ "Against" \_\_\_\_\_ Abstained

2. That a true, full and correct copy of the aforesaid Order adopted at the meeting described in the above and foregoing paragraph is attached to and follows this certificate; the Order has been duly recorded in the Board's minutes of the meeting; that the persons named in the above and foregoing paragraph are the duly chosen, qualified and acting officers and members of the Board as indicated therein; that each of the officers and members consented, in advance, to the holding of the meeting for such purpose; that the meeting was open to the public as required by law; and that public notice of the time, place and subject of the meeting was given as required by Chapter 551, Texas Government Code, and Section 49.063, Texas Water Code.

EXECUTED AND SEALED this the 15<sup>th</sup> day of November, 2018.

---

Scott Ferguson  
Secretary, Board of Directors

---

Mary Beth O'Hanlon  
President, Board of Directors

**BASTROP COUNTY WATER CONTROL AND IMPROVEMENT DISTRICT NO. 2**

**ORDER SETTING THE DISTRICT'S MONTHLY CHARGE FOR ROAD  
CONSTRUCTION AND MAINTENANCE FOR 2019; AND PROVIDING AN  
EFFECTIVE DATE**

WHEREAS, Bastrop County Water Control and Improvement District No. 2 (the "District") is a political subdivision of the State of Texas, operating under the laws of the State of Texas, including without limitation Chapters 49 and 51, Texas Water Code and the holder of Certificates of Convenience No. 10990 and 20961 issued by the Texas Commission on Environmental Quality; and

WHEREAS, pursuant to Chapter 11001 of the Texas Special Districts and Local Laws Code, the District has all of the rights, powers, privileges, functions, responsibilities, and duties that general law grants a road district created under Section 52, Article III, Texas Constitution; and

WHEREAS, Senate Bill 1204, Act of the 81<sup>st</sup> Legislature, Regular Session, 2009, amended Section 11001.007 of the Texas Special District Local Laws Code, to authorize the Board of Directors of the District (the "Board") to increase the amount the District may impose a monthly charge in an amount not to exceed fifteen dollars for each developed or undeveloped lot, tract, or reserve in the District, provided that the Board may not increase the monthly charge by more than three dollars in any calendar year, and money received from the monthly charge may only be used for constructing, maintaining, or repairing public streets or roadways in the district or for purchasing equipment necessary to maintain or repair public streets or roadways in the district; and

WHEREAS, it is the opinion of the Board that it is in the best interests of the District and its residents that the District increase its monthly road fee assessment for each developed or undeveloped lot, tract, or reserve within the District for the purposes of constructing, maintaining, or repairing public streets or roadways in the District, or purchasing equipment necessary to maintain or repair public streets or roadways within the District;

NOW, THEREFORE, BE IT RESOLVED BY THE BOARD OF DIRECTORS OF THE BASTROP COUNTY WATER CONTROL AND IMPROVEMENT DISTRICT #2 THAT:

1. The above recitals are true and correct.
2. The Board of Directors for the District establishes the monthly charge for road construction and maintenance of public roads within the District (the "Road Fee") at \$\_\_\_\_.00 DOLLARS AND NO/100 (\$\_\_\_\_.00) per each developed or undeveloped lot, tract, or reserve within the District per month for the calendar year 2019.

3. The Board of Directors for the District establishes that \_\_\_\_\_ percent (\_\_\_\_%) of the 2019 Road Assessments collected will be allocated to Road Maintenance for repairs and maintenance.
4. District staff are authorized to take any and all actions necessary to implement this Order.
5. This Order shall become effective upon adoption.
6. If any provision, section, subsection, sentence, clause or phrase of this Order, or the application of same to any person or set of circumstances is for any reason held to be unconstitutional, void, invalid, or unenforceable, neither the remaining portions of this Order nor their application to other persons or sets of circumstances shall be affected thereby, it being the intent of the Board in adopting this Order that no portion hereof or provision or regulation contained herein shall become inoperative or fail by reason of any unconstitutionality, voidness, invalidity or unenforceability of any other portion hereof, and all provisions of this Order are declared to be severable for that purpose.
7. This Order shall be cumulative of all provisions of the resolutions and orders of the Bastrop County Water Control and Improvement District No. 2. All provisions of the orders and resolutions of the Bastrop County Water Control and Improvement District No. 2 in conflict with this Order by the same are hereby repealed and all other provisions of the orders and resolutions of the District not in conflict with the provisions of this Order shall remain in full force and effect.
8. It is further found and determined that notice of the date, place, and subject of this meeting was posted in accordance with the terms and provisions of the Texas Government Code, Chapter 551 at least 72 hours preceding the scheduled time of this meeting and that the District has complied with the terms and provisions of said Chapter 551 of the Texas Government Code.

PASSED, APPROVED and EXECUTED this 15<sup>th</sup> day of November, 2018.

---

Mary Beth O'Hanlon  
President, Board of Directors

ATTEST:

---

Scott Ferguson  
Secretary, Board of Directors

# Agenda

## Item # 10

Potential Revision  
to District Rates

Rate Options - 2019 Budget

Initial 2018 budget sales projected for 105MG sold  
 115MG estimated conservatively @ 10% for 2019 sales figures based on annual increase of 14-

Last Base Rate increase: Dec 2014  
 Last Tier Rate increase: Dec 2016

	Projected 2018	Initial Budget 2019 Budget	Option 1 2019 Budget	Option 2 2019 Budget	Option 3 2019 Budget	Option 4 2019 Budget
<b>WATER STATISTICS</b>						
WATER SALES 000 GAL	118,000,000	115,000	115,000	115,000	115,000	115,000
WATER SALES AVG / GAL / DAY	214,000	315	315	315	315	315
ACTUAL MEMBERS	1,732	1,765	1,765	1,765	1,765	1,765
AVG GAL PER MEMBER PER DAY	123.6					
TO DATE DAYS	318					
<b>REVENUES:</b>						
Water sales	\$ 1,275,000	\$ 1,342,643	\$ 1,362,240	\$ 1,381,622	\$ 1,398,048	\$ 1,421,350
Other Income Water Dept	385,000	415,875	415,875	415,875	415,875	415,875
(Fees, reserves, inspections, etc)	-	-	-	-	-	-
	-	-	-	-	-	-
	-	-	-	-	-	-
	-	-	-	-	-	-
	-	-	-	-	-	-
	-	-	-	-	-	-
<b>TOTAL SALES (ESTIMATED ACTUALS)</b>	<b>\$ 1,660,000</b>	<b>\$ 1,758,518</b>	<b>\$ 1,778,115</b>	<b>\$ 1,797,497</b>	<b>\$ 1,813,923</b>	<b>\$ 1,837,225</b>
<b>TOTAL SALES (18 BUDGET)</b>	<b>\$ 1,150,000</b>	((Original Budget Estimated Revenue 2019 \$1,815,000))				
<b>EXPENSES:</b>						
<b>Total Expense - Water (18 BUDGET)</b>	1,212,000					
<b>Total Expense - Water (ESTIMATED ACTUALS)</b>	<b>\$ 1,360,000</b>	<b>\$ 1,638,000</b>	<b>\$ 1,638,000</b>	<b>\$ 1,638,000</b>	<b>\$ 1,638,000</b>	<b>\$ 1,638,000</b>
<b>NET INCOME OPERATIONS</b>	<b>\$ 300,000</b>	<b>\$ 120,518</b>	<b>\$ 140,115</b>	<b>\$ 159,497</b>	<b>\$ 175,923</b>	<b>\$ 199,225</b>
Other income (expense)						
	-	-	-	-	-	-
	-	-	-	-	-	-
<b>NET ORDINARY INCOME OPERATIONS</b>	<b>\$ 300,000</b>	<b>\$ 120,518</b>	<b>\$ 140,115</b>	<b>\$ 159,497</b>	<b>\$ 175,923</b>	<b>\$ 199,225</b>
	-	-	-	-	-	-
	-	-	-	-	-	-
<b>CASH FLOW(from operations)</b>	<b>\$ 300,000</b>	<b>\$ 120,518</b>	<b>\$ 140,115</b>	<b>\$ 159,497</b>	<b>\$ 175,923</b>	<b>\$ 199,225</b>
<b>NET INCOME OPERATIONS</b>	<b>\$ 1,660,000</b>	<b>\$ 1,758,518</b>	<b>\$ 1,778,115</b>	<b>\$ 1,797,497</b>	<b>\$ 1,813,923</b>	<b>\$ 1,837,225</b>
Other income (expense)						
	-	-	-	-	-	-
	-	-	-	-	-	-
<b>NET INCOME OPERATIONS</b>	<b>\$ 1,660,000</b>	<b>\$ 1,758,518</b>	<b>\$ 1,778,115</b>	<b>\$ 1,797,497</b>	<b>\$ 1,813,923</b>	<b>\$ 1,837,225</b>
	-	-	-	-	-	-
	-	-	-	-	-	-
<b>CASH FLOW (from operations)</b>	<b>\$ 1,660,000</b>	<b>\$ 1,758,518</b>	<b>\$ 1,778,115</b>	<b>\$ 1,797,497</b>	<b>\$ 1,813,923</b>	<b>\$ 1,837,225</b>
<b>ASSUMPTIONS:</b>						
<b>INFLATION</b>		3.00%	3.00%	3.00%	3.00%	3.00%
<b>Membership growth</b>		3.00%	3.00%	3.00%	3.00%	3.00%
<b>SALARIES</b>		5.00%	5.00%	5.00%	5.00%	5.00%
<b>OTHER EXPENSES</b>		2.50%	2.50%	2.50%	2.50%	2.50%

RATE WORKSHEET

	Projected 2018	2019 Budget	2019 Budget	2019 Budget	2019 Budget	2019 Budget
<b>FIXED RATE:</b>						
OPERATING EXPENSE	\$ 1,400,000	\$ 1,638,000	\$ 1,638,000	\$ 1,638,000	\$ 1,638,000	\$ 1,638,000
ADJUSTMENTS TO OPERATING EXPENSES						
LESS:						
	-	-	-	-	-	-
	-	-	-	-	-	-
	-	-	-	-	-	-
	-	-	-	-	-	-
<b>Projected 2019 Budget Water Expenses</b>	<b>\$ 1,400,000</b>	<b>\$ 1,638,000</b>	<b>\$ 1,638,000</b>	<b>\$ 1,638,000</b>	<b>\$ 1,638,000</b>	<b>\$ 1,638,000</b>
LESS WATER COST	-	-	-	-	-	-
	-	-	-	-	-	-
	-	-	-	-	-	-
<b>TOTAL</b>	<b>\$ -</b>	<b>\$ -</b>	<b>\$ -</b>	<b>\$ -</b>	<b>\$ -</b>	<b>\$ -</b>
<b>CASH REQUIREMENTS</b>	<b>\$ 1,400,000</b>	<b>\$ 1,638,000</b>	<b>\$ 1,638,000</b>	<b>\$ 1,638,000</b>	<b>\$ 1,638,000</b>	<b>\$ 1,638,000</b>
	\$ -					
<b>COST PER EQUIV. MEMBER / MONTH</b>	<b>\$ 32.50</b>	<b>\$ 32.50</b>	<b>\$ 32.83</b>	<b>\$ 33.15</b>	<b>\$ 33.31</b>	<b>\$ 33.80</b>
<b>MEMBERS</b>	<b>1,732</b>	<b>1,765</b>	<b>1,765</b>	<b>1,765</b>	<b>1,765</b>	<b>1,765</b>
NEW MEMBERS	65	65	65	65	65	65
TOTAL EQUIVALENT MEMBERS	1,763	1,830	1,830	1,830	1,830	1,830
AVERAGE BILLABLE MEMBERS	1,734	1,767	1,767	1,767	1,767	1,767
<b>WATER CHARGES</b>						
	-	-	-	-	-	-
	-	-	-	-	-	-
	-	-	-	-	-	-
<b>TOTAL</b>		\$ -	\$ -	\$ -	\$ -	\$ -
	\$ -	\$ -	\$ -	\$ -	\$ -	\$ -
	\$ -	\$ -	\$ -	\$ -	\$ -	\$ -
<b>AVG Rate (Proposed for Budget and Options)</b>	<b>\$ 5.05</b>	<b>\$ 5.42</b>	<b>\$ 5.53</b>	<b>\$ 5.64</b>	<b>\$ 5.75</b>	<b>\$ 5.86</b>
((Taken from first 4 tiers of users from Billing Analysis Report))						
<b>RATE</b>						
0 - 3000	\$ 4.38	\$ 4.38	\$ 4.47	\$ 4.56	\$ 4.65	\$ 4.74
3001 - 5000	\$ 5.12	\$ 5.12	\$ 5.22	\$ 5.32	\$ 5.43	\$ 5.54
5001 - 10000	\$ 5.65	\$ 5.65	\$ 5.76	\$ 5.88	\$ 5.99	\$ 6.11
10001 - 20000	\$ 6.54	\$ 6.54	\$ 6.67	\$ 6.80	\$ 6.94	\$ 7.07
20001 - 30000	\$ 6.97	\$ 6.97	\$ 7.11	\$ 7.25	\$ 7.39	\$ 7.54
30001-40000	\$ 7.35	\$ 7.35	\$ 7.50	\$ 7.64	\$ 7.80	\$ 7.95
Over 40,001	\$ 7.70	\$ 7.70	\$ 7.85	\$ 8.01	\$ 8.17	\$ 8.33
	\$ -	\$ -	\$ -	\$ -	\$ -	\$ -

Increase in Base Rate over 2018	0.00%	1.02%	2.00%	2.49%	4.00%
% Increase in Tier Water Rate Over 2018	0.00%	2.00%	4.00%	6.08%	8.12%

Revenue Generated from Base Rate	\$ 688,935	\$ 701,805	\$ 708,931	\$ 715,841	\$ 719,296	\$ 729,877
Revenue Generated from Water Sales	\$ 586,065	\$ 640,838	\$ 653,309	\$ 665,781	\$ 678,752	\$ 691,473
All Other Revenue	\$ 387,725	\$ 415,875	\$ 415,875	\$ 415,875	\$ 415,875	\$ 415,875
Water Demand Fee	\$ -	\$ -	\$ -	\$ -	\$ -	\$ -
Profit(Loss) on Recovery of Demand Fee from Base Rate	\$ -	\$ -	\$ -	\$ -	\$ -	\$ -
Water Sales and All Other Revenue	\$ 1,662,000.00	\$ 1,758,518	\$ 1,778,115	\$ 1,797,497	\$ 1,813,923	\$ 1,837,225
Total Expenses	\$ 1,361,000.00	\$ 1,638,000	\$ 1,638,000	\$ 1,638,000	\$ 1,638,000	\$ 1,638,000
Projected Capital	\$ 462,000.00	\$ 815,000	\$ 815,000	\$ 815,000	\$ 815,000	\$ 815,000
Net Income(Loss) from Operations	\$ (161,000)	\$ (694,483)	\$ (674,885)	\$ (655,503)	\$ (639,077)	\$ (615,775)
Difference (Loss) from Original Budget Projections		\$ (19,597.77)	\$ (38,979.60)	\$ (55,405.26)	\$ (78,707.51)	

# Agenda

## Item # 12

2019 Road

Fee

Exemptions

**CERTIFICATE FOR ORDER**

THE STATE OF TEXAS

§

COUNTY OF BASTROP

§

BASTROP COUNTY WATER CONTROL AND IMPROVEMENT DISTRICT NO. 2

§

§

§

We, the undersigned officers of the Board of Directors of Bastrop County Water Control and Improvement District No. 2 (the "District") hereby certify as follows:

1. The Board of Directors of the District convened in regular session on the 15<sup>th</sup> day of November, 2018, at the regular meeting place thereof, and the roll was called of the duly constituted members of the Board, to wit:

- Mary Beth O'Hanlon, President
- Butch Carmack, Vice President
- Sam Kier, Treasurer
- Scott Ferguson, Secretary
- Karen Pinard, Director

and all of said persons were present except \_\_\_\_\_, thus constituting a quorum.

Whereupon, among other business, the following was transacted at the meeting: a written

**ORDER SETTING THE DISTRICT'S EXEMPTIONS TO ROAD ASSESSMENT FEES FOR 2019; AND PROVIDING AN EFFECTIVE DATE**

was introduced for the consideration by the Board. It was then duly moved and seconded that the ORDER be adopted; and, after due discussion, the motion, carrying with it the adoption of the ORDER was duly passed and adopted by the Board by the following vote:

\_\_\_\_\_ "For" \_\_\_\_\_ "Against" \_\_\_\_\_ Abstained

2. That a true, full and correct copy of the aforesaid ORDER adopted at the meeting described in the above and foregoing paragraph is attached to and follows this certificate; the ORDER has been duly recorded in the Board's minutes of the meeting; that the persons named in the above and foregoing paragraph are the duly chosen, qualified and acting officers and members of the Board as indicated therein; that each of the officers and members consented, in advance, to the holding of the meeting for such purpose; that the meeting was open to the public as required by law; and that public notice of the time, place and subject of the meeting was given as required by Chapter 551, Texas Government Code, and Section 49.063, Texas Water Code.

EXECUTED AND SEALED this the 15<sup>th</sup> day of November, 2018.

---

Scott Ferguson  
Secretary, Board of Directors

---

Mary Beth O'Hanlon  
President, Board of Directors

**BASTROP COUNTY WATER CONTROL AND IMPROVEMENT DISTRICT NO. 2**

**ORDER SETTING THE DISTRICT'S EXEMPTIONS TO ROAD ASSESSMENT FEES  
FOR 2019; AND PROVIDING AN EFFECTIVE DATE**

WHEREAS, Bastrop County Water Control and Improvement District No. 2 (the "District") is a political subdivision of the State of Texas, operating under the laws of the State of Texas, including without limitation Chapters 49 and 51, Texas Water Code and the holder of Certificates of Convenience No. 10990 and 20961 issued by the Texas Commission on Environmental Quality; and

WHEREAS, pursuant to Chapter 11001 of the Texas Special Districts and Local Laws Code, the District has all of the rights, powers, privileges, functions, responsibilities, and duties that general law grants a road district created under Section 52, Article III, Texas Constitution; and

WHEREAS, Senate Bill 1204, Act of the 81<sup>st</sup> Legislature, Regular Session, 2009, amended Section 11001.007 of the Texas Special District Local Laws Code, to authorize the Board of Directors of the District (the "Board") to increase the amount the District may impose for a monthly charge from five dollars to an amount not to exceed fifteen dollars for each developed or undeveloped lot, tract, or reserve in the District, provided that the Board may not increase the monthly charge by more than three dollars in any calendar year, and money received from the monthly charge may only be used for constructing, maintaining, or repairing public streets or roadways in the district or for purchasing equipment necessary to maintain or repair public streets or roadways in the district; and

WHEREAS, S. B. 1204 also allows the Board to grant an exemption to an increase in the monthly road fee to the owner of a lot, tract, or reserve in the District and who uses such lot, tract or reserve as a residence provide he or she: (1) is 65 years of age or older; or (2) has been determined to have a disability by and has written documentation of the disability from the United States Social Security Administration or the United States Department of Veterans Affairs; and

WHEREAS, on November 15, 2018, the Board did vote to establish the monthly charge for road construction and maintenance of public roads within the District (the "Road Fee") at \$\_\_\_\_\_ DOLLARS AND NO/100 (\$\_\_\_\_.00) per each developed or undeveloped lot, tract, or reserve within the District per month for the calendar year 2019; and

WHEREAS, it is the opinion of the Board that it is in the best interests of the District and its residents that the District set an exemption to an increase in the monthly road district fee for persons over the age of 65, disabled veterans and disabled persons as described in S. B. 1204;

NOW, THEREFORE, BE IT RESOLVED BY THE BOARD OF DIRECTORS OF BASTROP COUNTY WATER CONTROL AND IMPROVEMENT DISTRICT NO. 2 THAT:

1. The above recitals are true and correct.
2. The Board of Directors for the District has established the road district fee for 2019 at \$\_\_\_\_.00 per month. The Board hereby establishes the amount of the exemption at \$15.00 per month for persons over the age of 65, provided they own a lot, tract, or reserve in the District and use such lot, tract or reserve as a residence. Disabled veterans, and disabled persons who own a lot, tract, or reserve in the District and who use such lot, tract or reserve as a residence will receive a percentage of the exemption corresponding to the percentage of disability as described in the written documentation provided by the United States Social Security Administration or the United States Department of Veteran Affairs.
3. Property owners applying for such exemption must provide proof of ownership and proof that the property is used as a residence; and (1) written documentation that the owner is 65 years of age or older; or (2) written documentation from either the United States Social Security Administration or the United States Department of Veterans Affairs that the owner has a disability and the percentage of such disability.
4. District staff are authorized to take any and all actions necessary to implement this Order.
5. This Order shall become effective upon adoption of this Order.
6. If any provision, section, subsection, sentence, clause or phrase of this Order, or the application of same to any person or set of circumstances is for any reason held to be unconstitutional, void, invalid, or unenforceable, neither the remaining portions of this Order nor their application to other persons or sets of circumstances shall be affected thereby, it being the intent of the Board in adopting this Order that no portion hereof or provision or regulation contained herein shall become inoperative or fail by reason of any unconstitutionality, voidness, invalidity or unenforceability of any other portion hereof, and all provisions of this Order are declared to be severable for that purpose.
7. This Order shall be cumulative of all provisions of the orders and resolutions of the Bastrop County Water Control and Improvement District No. 2. All provisions of the orders and resolutions of the Bastrop County Water Control and Improvement District No. 2 in conflict with this Order by the same are hereby repealed and all other provisions of the orders and resolutions of the District not in conflict with the provisions of this Order shall remain in full force and effect.
8. It is further found and determined that notice of the date, place, and subject of this meeting was posted in accordance with the terms and provisions of the Texas Government Code, Chapter 551 at least 72 hours preceding the scheduled time of this meeting and that the District has complied with the terms and provisions of said Chapter 551 of the Texas Government Code.

PASSED, APPROVED and EXECUTED this 15<sup>th</sup> day of November, 2018.

---

Mary Beth O'Hanlon  
President, Board of Directors

ATTEST:

---

Scott Ferguson  
Secretary, Board of Directors

Agenda

Item # 13

District's  
Investment  
Policy

**BASTROP COUNTY WATER CONTROL AND IMPROVEMENT DISTRICT NO. 2  
ORDER AFFIRMING INVESTMENT POLICY AND INVESTMENT STRATEGIES**

THE STATE OF TEXAS §

COUNTY OF BASTROP §

WHEREAS, Bastrop County Water Control and Improvement District No. 2 (the “*District*”) is a conservation and reclamation district, a body corporate and politic and governmental agency of the State of Texas, created under Article XVI, Sec. 59 of the Texas Constitution, and the District operates under Chapters 49 and 51 of the Texas Water Code, as amended;

WHEREAS, V.T.C.A., Government Code, Chapter 2256, as amended (the “*Public Funds Investment Act*”), requires the governing body of political subdivisions to adopt a written investment policy concerning the investment of its funds and funds under its control;

WHEREAS, Section 49.157(a) of the Texas Water Code, as amended, provides that all District deposits and investments shall be governed by the Public Funds Investment Act;

WHEREAS, the Public Funds Investment Act requires that the Board of Directors of the District review the Investment Policy and its investment strategies not less than annually and make any changes thereto as determined by the Board of Directors to be necessary and prudent, and to adopt an order or resolution stating that it has reviewed the Investment Policy and investment strategies and recording any changes made thereto; and

WHEREAS, in accordance with the requirements of the Public Funds Investment Act, the Board of Directors of the District has reviewed the District’s Investment Policy and desires to approve and affirm the Policy and investment strategies set forth therein.

NOW, THEREFORE BE IT ORDERED BY THE BOARD OF DIRECTORS OF BASTROP COUNTY WATER CONTROL AND IMPROVEMENT DISTRICT NO. 2 THAT:

Section 1. The matters and facts recited in the preamble to this Order are found to be true and correct and the same are incorporated herein as a part of this Order.

Section 2. The Board has reviewed its Investment Policy and the investment strategies set forth therein in accordance with the requirements of Section 2256.005(e) of the Public Funds Investment Act. Based upon such review, the Board finds and declares that the Investment Policy, including the written investment strategies set forth therein, in the form attached hereto is hereby approved and adopted.

Section 3. The President and the Treasurer are authorized to do all things necessary and proper to evidence the Board’s adoption of this Order and to carry out the intent hereof. Upon execution, a copy of this Order shall be filed in the permanent records of the District.

PASSED AND APPROVED this \_\_\_\_\_ day of \_\_\_\_\_, 2018.

\_\_\_\_\_  
Mary Beth O'Hanlon  
President

ATTEST:

\_\_\_\_\_  
Scott Ferguson  
Secretary

## BASTROP COUNTY WATER CONTROL AND IMPROVEMENT DISTRICT NO. 2

### INVESTMENT POLICY

#### I.

#### STATUTORY AUTHORITY

1.01 Statutory Authority. This Policy has been adopted pursuant to, and in accordance with the requirements of, Chapter 2256 of the Texas Government Code (the Public Funds Investment Act) and Chapter 2257 of the Texas Government Code (the Public Funds Collateral Act).

#### II.

#### SCOPE

2.01 Scope. This Policy applies to the investment of all funds of Bastrop County Water Control and Improvement District No. 2 (the "District") and funds under its control. The Board of the District shall review this Investment Policy and the investment strategies set forth herein not less than annually and shall make any changes thereto as determined by the Board of the District to be necessary and prudent for the management of District funds. Not less than annually, the Board shall adopt a written order or resolution stating that it has reviewed the Investment Policy and investment strategies and setting forth any changes made thereto.

#### III.

#### OBJECTIVES

3.01 Investment Objectives. Investment of funds shall be governed by the following investment objectives, in order of priority:

1. Preservation and safety of principal- The foremost objective of the District's Investment Policy is to assure safety of the invested funds. Investments shall be undertaken in a manner that seeks to ensure the preservation of capital while minimizing credit rate and interest rate risk. Investment for speculation is prohibited.

2. Liquidity- Funds will be invested with maturities necessary to maintain sufficient liquidity to provide adequate and timely working funds.

3. Yield- Return on investment is of least importance compared to the safety and liquidity objectives described above.

IV.  
INVESTMENT PARAMETERS

4.01. Investment Strategies. The District's overall investment strategy shall be to purchase high credit quality investments that preserve the safety of capital, maximize liquidity, promote diversification, and provide reasonable market yield (in that order of priority), based on the District's anticipated cash flows and the maintenance of a liquidity buffer for unanticipated liabilities. Investments are to be chosen in a manner which promotes diversity by market sector, credit and maturity. The choice of high credit quality investments and high-grade money market instruments are designed to assure the marketability of those investments should liquidity needs arise. Detailed strategies by fund type are set forth in **Exhibit "A"** of this Policy. The Board of the District shall review annually the investment strategies and shall make any changes thereto as determined by the Board to be necessary and prudent for the management of the District's funds.

4.02 Maximum Maturities. The District will match its investments with anticipated cash flow requirements. To match anticipated cash flow requirements, the maximum weighted average maturity of the overall portfolio shall not exceed 365 days and a benchmark of the six-month and one-year Treasury Bills shall be used to measure risk in the portfolio. Unless matched to a specific cash flow requirement, the District will not directly invest in securities maturing more than 24 months from the date of purchase.

4.03 Diversification. The District may diversify its portfolio to reduce risk.

4.04. Competitive Bidding Requirement. All securities, including certificates of deposit, will be purchased or sold after three (3) offers/bids are taken to verify that the District is receiving fair market value/price for the investment. Bids for certificates of deposit may be solicited orally, in writing, electronically, or any combination of these methods.

4.05. Delivery versus Payment. All security transactions entered into by the District shall be conducted on a delivery versus payment (DVP) basis. Securities will be held by a third party custodian designated by the Investment Officer and evidenced by safekeeping receipts.

4.06 Rating Declines or Loss of Rating. The Investment Officer shall monitor the credit rating on all authorized investments in the District's portfolio based on independent information from a nationally recognized rating agency. If any security falls below the minimum rating required by this Policy (i.e. Public Funds Investment Act), the Investment Officer shall immediately solicit bids for and sell the security if possible, regardless of a loss of principal.

4.07 Electronic Wire Transfers. The Investment Officer may use electronic means to transfer or invest funds collected or controlled by the District. Electronic transfers shall only be made between District accounts and in the name of the District, unless otherwise authorized in writing by the Board of the District.

V.  
DELEGATION OF INVESTMENT AUTHORITY

5.01 Appointment of Investment Officer. Autumn Phillips and Mark Burton of Municipal Accounts & Consulting, L.P. are hereby appointed the Investment Officers of the

District for so long as they serve as the District's bookkeeper. The Investment Officers shall be responsible for the investment of District funds in accordance with this Investment Policy. If the Board has contracted with another investing entity to invest the District's funds, as authorized by the Public Funds Investment Act, the Investment Officer of the other investing entity is considered to be the Investment Officer of the District for such purposes. The authority hereby granted to the Investment Officers to invest the District's funds is effective until rescinded by the Board, until the expiration of the officer's term, the termination of Municipal Accounts & Consulting, L.P.'s bookkeeping contract with the District, or the termination of the individual's employment with Municipal Accounts & Consulting.

5.02 Investment Training. The Investment Officer shall attend at least one investment training session from an independent source and containing at least six hours of instruction relating to investment responsibilities within 12 months after taking office or assuming duties. The Investment Officer shall also attend an investment training session within each two-year period after the first year and receive not less than four hours of instruction relating to investment responsibilities from an independent source. Training must include education on investment controls, security risks, strategy risks, market risks, diversification of investment portfolio and compliance with the Public Funds Investment Act.

5.04 Prudence. The standard of care to be used by the Investment Officer shall be prudent person standard, and shall be applied in the context of managing the overall portfolio. This standard states that the person designated as the Investment Officer shall exercise the judgment and care, under prevailing circumstances, that a prudent person would exercise in the management of the person's own affairs. In determining whether an Investment Officer has exercised prudence with respect to an investment decision, the determination shall take into consideration (i) the investment of all funds over which the Investment Officer has responsibility rather than consideration as to the prudence of a single investment, and (ii) whether the investment decision was consistent with this Investment Policy.

5.05 Ethics. Officers and employees involved in the investment of District funds shall refrain from personal activity that could conflict with the proper execution and management of the District's investment program. Employees and investment officials shall disclose, in writing, any material interests, including personal business relationships, with any financial institution with which it is proposed that the District conduct business. For purposes of District investments, employees or investment officials have a personal business relationship with a business organization if:

- (i) the individual owns 10 percent or more of the voting stock or shares of the business organization or owns \$5,000 or more of the fair market value of the business organization;
- (ii) funds received by the individual from the business organization exceed 10 percent of the individual's gross income for the previous year; or
- (iii) the individual has acquired from the business organization during the previous year investments with a book value of \$2,500 or more for the personal account of the individual.

5.06 Limitation of Personal Liability. Authorized representatives of the District who

invest the District's funds in accordance with this Policy shall have no personal liability for any individual security's credit risk or market price changes provided deviations from expectations are reported in a timely manner and appropriate action is taken to control adverse developments.

## VI. INVESTMENT REPORTS

6.01 Internal Management Reports. The Investment Officer shall prepare and submit not less than quarterly to the Board of Directors of the District written reports of investment transactions for all funds of the District for the preceding reporting period. The quarterly reports shall comply with the requirements of Section 2256.023 of the Public Funds Investment Act. Specifically, the quarterly report shall:

- (i) Describe in detail the investment position of the District;
- (ii) Be prepared jointly by all Investment Officer;
- (iii) Be signed by each Investment Officer;
- (iv) Contain a summary statement of each pooled fund group that states the:
  - (A) beginning market value for the reporting period;
  - (B) ending market value for the period;
  - (C) fully accrued interest for the reporting period;
  - (D) state the book value and market value of each separately invested asset at the end of the reporting period by the type of asset and fund type invested;
  - (E) state the maturity date of each separately invested asset that has a maturity date;
  - (F) state the account or fund or pooled group fund in the state agency or local government for which each individual investment was acquired; and
  - (G) state the compliance of the investment portfolio of the District as it relates to: (i) the investment strategy expressed in this Policy; and (ii) relevant provisions of the Public Funds Investment Act.

## VII. COLLATERAL, SAFEKEEPING, AND CUSTODY REQUIREMENTS

7.01 Collateral Policy. Consistent with the requirements of the Public Funds Collateral Act, it is the policy of the District to require full collateralization of all District funds on deposit with a depository bank and for repurchase agreements. In order to anticipate market changes and provide a level of security for all funds, the collateralization level will be 102% of market value of principal and accrued interest on the deposits or investments, less an amount insured by the FDIC.

At its discretion, the District may require a higher level of collateralization for certain investment securities. Securities pledged as collateral shall be held by an independent third party with which the District has a current custodial agreement. The agreements are to specify the acceptable investment securities for collateral, including provisions relating to possession of the collateral, the substitution or release of investment securities, ownership of securities, and the method of valuation of securities. A clearly marked evidence of ownership (safekeeping receipt) must be supplied to the District and retained. Collateral shall be reviewed at least monthly to assure that the market value of the pledged securities is adequate.

7.02 Authorized Collateral for Time and Demand Deposits. The District shall accept only the following securities as collateral for time and demand deposits:

- (i) FDIC insurance coverage;
- (ii) Obligations of the United States, its agencies or instrumentalities, or other evidence of indebtedness of the United States guaranteed as to principal and interest; and
- (iii) Obligations of Texas or other states or of a county, city or other political subdivision of a state having been rated as not less than "A" or its equivalent by two nationally recognized rating agencies.

7.03 Authorized Collateral for Repurchase Agreements. The District shall accept as collateral for repurchase agreements only obligations of the United States, its agencies or instrumentalities.

## VIII. AUTHORIZED INVESTMENTS

8.01 Authorized Investments. The following are authorized investments for the District's funds, as further described and restricted by the Public Funds Investment Act:

- A. Obligations of, or guaranteed by, the United States. Obligations of the United States, its agencies and instrumentalities, excluding mortgage backed securities, and that are authorized investments under Section 2256.009 of the Public Funds Investment Act.
- B. State Obligations. Obligations of the State of Texas or any state of the United States or their respective agencies and instrumentalities, agencies, counties, cities, and other political subdivisions rated as to investment quality by a nationally recognized investment rating firm not less than A or its equivalent, and that are authorized investments under Section 2256.009 of the Public Funds Investment Act.
- C. Other Governmental Obligations. Obligations, the principal and interest of which are unconditionally guaranteed or insured by, or backed by the full faith and credit of, the State of Texas or the United States or their respective agencies and instrumentalities, including obligations that are fully guaranteed or insured by the Federal Deposit Insurance Corporation or by

the explicit full faith and credit of the United States.

D. Certificates of Deposit/Share Certificates.

(a) Fully insured or collateralized certificates of deposit or share certificates that are approved investments under Section 2256.010 of the Public Funds Investment Act: (i) from a depository institution that has its main office or a branch office in the State of Texas; and (ii) that are guaranteed or insured by the Federal Deposit Insurance Corporation or its successor, or by the National Credit Union Share Insurance Fund or its successor, as applicable. Authorized certificates of deposit shall include such certificates purchased through the CDARS program with a Texas bank.

(b) Fully insured certificates of deposit purchased from a broker or a bank that has its main office or a branch office in the State of Texas and is selected from the list of qualified brokers attached to this Investment Policy. All investments in such brokered certificates of deposit shall be made on a delivery versus payment basis to the District's safekeeping agent, and the Investment Officer shall verify that the bank is fully insured by the Federal Deposit Insurance Corporation prior to purchase. In the event any bank from which the District has purchased a brokered certificate of deposit merges with, or is acquired by, another bank in which brokered certificates of deposit are owned by the District, the Investment Officer shall immediately contact the banks and liquidate any brokered certificate that exceeds FDIC insurance levels.

E. Repurchase Agreements. Fully collateralized repurchase agreements with a defined termination date executed with a primary dealer as defined by the Federal Reserve or a financial institution doing business in this state, and that are authorized investments under Section 2256.011 of the Public Funds Investment Act.

F. Mutual Funds. AAA-rated, SEC registered money market mutual funds that are registered and regulated by the Securities and Exchange Commission subject to the limitations set forth in Section 2256.014 of the Public Funds Investment Act.

G. Commercial Paper. Commercial paper that has a stated maturity of 270 days or fewer from the date of its issuance and that is rated not less than A-1 or P-1 or an equivalent rating by at least two nationally recognized credit rating agencies, or one nationally recognized credit rating agency and is fully secured by an irrevocable letter of credit issued by a bank organized and existing under the laws of the United State or any state, as authorized under Section 2256.013 of the Public Funds Investment Act

H. Investment Pools. AAA-rated, constant-dollar local government investment pools that meet the requirements set forth in the Public Funds Investment Act for the investment of public funds, including Sections

2256.016, .017, .018, and .019, and provided further that such investments must be approved by the Board of Directors of the District by separate resolution.

- I. Interest bearing accounts of any FDIC bank in Texas.

## IX.

### AUTHORIZED FINANCIAL DEALERS AND INSTITUTIONS

9.01 Authorized Financial Dealers and Institutions. The Board may contract with an investment management firm registered under the Investment Advisers Act of 1940 (15 U.S.C. Section 80b-1 et seq.) or with the State Securities Board to provide for the investment and management of public funds; provided, that a contract may not be for a term longer than two years, and any renewal or extension thereof must be made by the Board by order or resolution.

## X.

### MISCELLANEOUS

10.01 Policy to be Presented to Investment Officer. The Investment Officer shall be presented a copy of this Investment Policy and shall execute a written instrument substantially in the form attached hereto as **Exhibit "B"** to the effect that the Investment Officer has:

1. received and thoroughly reviewed a copy of this Investment Policy; and
2. implemented procedures and controls to comply with the Investment Policy.

10.02 Business Organizations that Invest or Manage the District's Investment Portfolio. A written copy of this Investment Policy shall be presented to any business organization offering to engage in an investment transaction with the District. For purposes of this Policy, a "business organization" means an investment pool or investment management firm under contract with the District to invest or manage the District's investment portfolio that has accepted authority granted by the District under the contract to exercise investment discretion in regard to the District's funds. The qualified representative of the business organization offering to engage in an investment transaction with the District shall execute a written instrument in a form acceptable to the District and the business organization substantially to the effect that the business organization has:

- (i) Received and reviewed this Investment Policy; and
- (ii) Acknowledged that the business organization has implemented reasonable procedures and controls in an effort to preclude investment transactions conducted between the District and the organization that are not authorized under this Investment Policy, except to the extent that the authorization: (A) is dependent on an analysis of the makeup of the District's entire portfolio; (B) requires an interpretation of subjective investment standards; or (C) relates to investment transactions of the District that are not made through accounts or other contractual arrangements over which the business organization has accepted discretionary investment authority.

The District shall not acquire or otherwise obtain any authorized investment described in this

Investment Policy from a business organization that has not delivered the instrument described above.

10.03 Annual Financial Audit. The District, in conjunction with its annual financial audit, shall perform a compliance audit of management controls on investments and adherence to the District's established investment policies.

10.04 Selection of Authorized Brokers. The District shall annually review, revise and adopt a list of qualified brokers that are authorized to engage in investment transactions with the District. Approved Investment Brokers are those listed in **Exhibit C** of this Policy.

10.05 Effective Date. This Policy shall be effective immediately upon adoption.

**EXHIBIT A - 1**

**INVESTMENT STRATEGY**

**DEBT SERVICE FUNDS**

Investment Objective:

To purchase investments that will preserve the safety of capital and maximize yield (in that order of priority) taking into account the timing of the District's debt service payments.

Investment Strategy:

To invest in any of the authorized investments listed in Article VIII of the District's Investment Policy, provided that:

1. For funds needed for the District's next debt service payment, the investment shall mature no later than the date the debt service payment is due.

2. For funds in the debt service reserve fund, the maximum stated maturity date of the investment shall be no greater than 24 months after the date of purchase and cannot exceed the final maturity of the underlying bond(s) or note(s) for which it is reserved.

**EXHIBIT A – 2**

**INVESTMENT STRATEGY**

**CONSTRUCTION FUNDS**

Investment Objective:

To purchase investments that will preserve the safety of capital and maximize yield (in that order of priority) taking into account the timing of the District's cash flow requirements for its construction projects.

Investment Strategy:

To invest in any of the authorized investments listed in Article VIII of the District's Investment Policy, provided that:

1. Investment maturities shall generally follow anticipated cash flow requirements. At no time shall the anticipated expenditure schedule be exceeded in an attempt to bolster yield.
2. Market conditions and arbitrage regulations shall be considered to avoid arbitrage.

## **EXHIBIT A-3**

### **INVESTMENT STRATEGY UNRESTRICTED OPERATING FUNDS**

#### Investment Objective:

To purchase investments that will preserve the safety of capital, maximize liquidity, and maximize yield (in that order of priority), taking into account the District's monthly operating expenses, capital improvements, special projects, and other expenditures and ensuring the availability of funds as necessary.

#### Investment Strategy:

To invest in any of the authorized investments listed in Article VIII of the District's Investment Policy, provided that the investment will mature no later than 24 months after the date of purchase. Investments must meet projected cash flow requirements.

**EXHIBIT A – 4**

**INVESTMENT STRATEGY**

**ROAD MAINTENANCE FUNDS**

Investment Objective:

To purchase investments that will preserve the safety of capital and maximize yield (in that order of priority) taking into account the timing of the District's cash flow requirements for its road maintenance and improvement projects.

Investment Strategy:

To invest in any of the authorized investments listed in Article VIII of the District's Investment Policy, provided that:

1. Investment maturities shall generally follow anticipated cash flow requirements. At no time shall the anticipated expenditure schedule be exceeded in an attempt to bolster yield.

**EXHIBIT B**

**INVESTMENT OFFICER AND INVESTMENT FIRM CERTIFICATION  
OF RECEIPT AND REVIEW OF INVESTMENT POLICY**

THE STATE OF TEXAS

COUNTY OF BASTROP

I, \_\_\_\_\_ of \_\_\_\_\_,  
do hereby certify that I have been presented a copy of the Investment Policy for Bastrop County  
Water Control and Improvement District No. 2 dated \_\_\_\_\_. I have thoroughly reviewed  
the Investment Policy and acknowledge that \_\_\_\_\_ has implemented  
procedures and controls to comply with the Investment Policy.

WITNESS MY HAND THIS \_\_\_ day of \_\_\_\_\_, \_\_\_\_\_.

\_\_\_\_\_

Name: \_\_\_\_\_

Title: \_\_\_\_\_

**EXHIBIT C**  
**List of Approved Brokers and Investment Firms**

# Agenda

Item # 17

Letter from  
Gracie Hull

October 25, 2018

Board of Directors

P.O. Box 708

Bastrop, Texas 78602-0708

REFERENCE: CUST#90-052385

RECEIVED  
OCT 30 2018  
BCWCID #2

TO WHOM IT MAY CONCERN:

My name is Gracie (Altagracia) Hull. I received referenced statement on or about October 18, 2018. My ex-husband, Carlos R. Garcia, 103 Shiloh Dr., Victoria, Texas 77904, and I own subject property. This bill was a total surprise to me. I was not aware of the Road Construction Fee until I received this statement. Mr. Garcia never made me aware of this nor that he was not paying it. I encountered the same situation with the property taxes in 2014. I paid the property taxes that were due from 2009-2014 and have continued to pay them. I am only telling you this so that you may understand where I am coming from.

I am asking the Board of Directors to please forgive the Road Late Fee and the Lien Fee simply because I was not aware of the Road Construction Fee for this property. I will plan to bring this account up to date once I hear from your office. I have called your office and this account has been annotated.

Thanking you in advance for your consideration.

Sincerely,



Gracie Hull

10015 Remuda Ridge

San Antonio, Texas 78254

Item Date	Due Date	Packet	Type	Receipt #	ID	Description	Tax	Gross	Item Balance
01/01/18	12/31/18	10425	OPN		2018 RD-1	ROAD CONSTRUCTIO	0.00	180.00	180.00
01/01/18	01/31/18	10399	FC		2017 RD LATE	ROAD LATE	0.00	15.00	15.00
01/01/17	12/31/17	09274	OPN		2017 RD-1	ROAD CONSTRUCTIO	0.00	156.00	156.00
01/01/17	12/31/17	09357	OPN		2016 LIEN FEE	LIEN FEE	0.00	45.00	45.00
01/01/17	01/31/17	09263	FC		2016 RDLATE	ROAD LATE	0.00	15.00	15.00
01/01/16	12/31/16	08081	OPN		2016 RD-1	ROAD CONSTRUCTIO	0.00	132.00	132.00
01/01/16	01/31/16	08010	FC		2015 RD LATE	ROAD LATE	0.00	15.00	15.00
01/01/15	12/31/15	07190	OPN		2015 RD-1	ROAD CONSTRUCTIO	0.00	108.00	108.00
01/01/15	12/31/15	07165	FC		2014 RD LATE	ROAD LATE	0.00	15.00	15.00
01/01/14	12/31/14	06647	OPN		2014 RD-1	ROAD CONSTRUCTIO	0.00	108.00	108.00
01/01/14	01/31/14	06642	FC		2013 RDL	ROAD LATE	0.00	15.00	15.00
01/24/13	12/31/13	05277	OPN		2012 LIEN FEE	LIEN FEE	0.00	45.00	45.00
01/02/13	02/01/13	05206	FC		2012 RD LATE	ROAD LATE	0.00	15.00	15.00
01/01/13	12/31/13	05309	OPN		2013 RD-1	ROAD CONSTRUCTIO	0.00	84.00	84.00
01/03/12	02/02/12	03866	FC		2011 RD LATE	ROAD LATE	0.00	15.00	15.00
01/01/12	12/31/12	03879	OPN		2012 RD-1	ROAD CONSTRUCTIO	0.00	72.00	72.00
01/04/11	02/03/11	03215	FC		2010 RDL	ROAD LATE	0.00	15.00	15.00
01/01/11	12/31/11	03235	OPN		2011 RD-1	ROAD CONSTRUCTIO	0.00	72.00	72.00
01/01/10	12/31/10	02667	OPN		2010 RD-1	ROAD CONSTRUCTIO	0.00	72.00	72.00
01/01/10	01/31/10	02635	FC		2009 RDL	ROAD LATE	0.00	15.00	15.00
01/02/09	02/01/09	02230	FC		2008 RDL	ROAD LATE	0.00	15.00	15.00
01/01/09	12/31/09	02233	OPN		2009 RD-1	ROAD CONSTRUCTIO	0.00	60.00	60.00
01/17/08	12/31/08	01737	OPN		2007 LIEN	LIEN FEE	0.00	45.00	45.00
01/03/08	02/02/08	01697	FC		2007 RDL	ROAD LATE	0.00	15.00	15.00
01/01/08	12/31/08	01710	OPN		2008 RD-1	ROAD CONSTRUCTIO	0.00	60.00	60.00
01/01/07	12/31/07	01086	OPN		2007 RD-1	ROAD CONSTRUCTIO	0.00	60.00	60.00
03/06/06	03/06/06	00614	PAY	121779	1470	PAYMENT	0.00	255.00CR	0.00
01/06/06	02/05/06	00551	FC		2005 RD LATE	ROAD LATE	0.00	15.00	0.00
01/01/06	12/31/06	00557	OPN		2006RD-1	ROAD CONSTRUCTIO	0.00	60.00	0.00
01/21/05	01/21/05	00384	OPN		2004 LIEN	LIEN FEE	0.00	45.00	0.00
01/04/05	02/03/05	00375	FC		2004 RDL	ROAD LATE	0.00	15.00	0.00
01/01/05	12/31/05	00377	OPN		2005 RD-1	ROAD CONSTRUCTIO	0.00	60.00	0.00
01/01/04	12/31/04	00146	OPN		2004ROAD-1	ROAD CONSTRUCTIO	0.00	60.00	0.00
12/26/03	12/26/03	00117	PAY	89920	1091	PAYMENT	0.00	285.00CR	0.00
01/01/03	12/31/03	00001	OPN		RD-20031	ROAD CONSTRUCTIO	0.00	60.00	0.00
01/01/03	01/01/03	00001	FC		02-RLC	ROAD LATE	0.00	15.00	0.00
01/03/02	01/03/02	00001	FC		01-RLC	ROAD LATE	0.00	15.00	0.00
01/01/02	12/31/02	00001	OPN		RD-20021	ROAD CONSTRUCTIO	0.00	60.00	0.00
01/01/01	12/31/01	00001	OPN		RD12001	ROAD CONSTRUCTIO	0.00	60.00	0.00
09/15/00	09/15/00	00001	PAY	30202020	3610	PAYMENT	0.00	105.00CR	0.00
02/01/00	12/31/00	00001	OPN		99LIEN	LIEN FEE	0.00	45.00	0.00
01/02/00	01/02/00	00001	FC		99RLC	ROAD LATE	0.00	15.00	0.00
01/01/00	12/31/00	00001	OPN		RD20001	ROAD CONSTRUCTIO	0.00	60.00	0.00
01/01/99	12/31/99	00001	OPN		ROAD991	ROAD CONSTRUCTIO	0.00	60.00	0.00
12/04/98	12/04/98	00001	PAY	30202020	2903	PAYMENT	0.00	120.00CR	0.00
02/02/98	01/31/98	00001	OPN		SB-981	STANDBY FEES	0.00	60.00	0.00
02/01/98	01/31/98	00001	OPN		RD981	ROAD CONSTRUCTIO	0.00	60.00	0.00

Agenda

Item # 21

Release of  
Liens

**AFFIDAVIT OF RELEASE  
OF CLAIM FOR  
UNPAID CHARGES**

**THE STATE OF TEXAS \***

**COUNTY OF BASTROP \***

**We the undersigned members of the Board Directors of the Bastrop County Water Control & Improvement District, No. Two ("District "), make oath and deposes that the claims of the District for unpaid charges accumulated through November 9, 2018 and more particularly described in that certain Affidavit of Lien and Unpaid Charges, filed of record in Volume 1402 Page 821 & Volume 477 Page 548 & Volume 663 Page 525 & Volume 669 Page 474 & Volume 730 Page 666 & Volume 768 Page 189 & Volume 953 Page 412 & Volume 1027 Page 647 & Volume 1107 Page 199 & Volume 1198 Page 397 & Volume 1214 Page 394 & Volume 1295 Page 767 & Volume 1402 Page 821 & Volume 1502 Page 554 & Volume 1608 Page 312 & Book 1713 Page 678-765 & Book 1806 Pages 718-732 & Book 1889 Pages 194-202 & Book 1977 Pages 638-701 & Book 2043 & Pages 807-816 & Volume 2120 Page 519-529 & Volume 2203 Page 336-354 & Book 2293 Pages 227-240 & Instrument 201501778 & Instrument 201501779 & Instrument 201600766 & Instrument 201600764 & Instrument 201701281 & Instrument 201701283 & Instrument 201801123 & Instrument 201801124 of the Official Records of Bastrop County, Texas, are hereby released for the persons and properties listed in Exhibit A, attached hereto, said properties being identified by Unit, Block, and Lot Numbers.**

**Executed this 15th day of November 2018.**

\_\_\_\_\_  
**Board Director**

**Sworn and acknowledged before me, by the Board Director, on the 15th day of November, 2018**

\_\_\_\_\_  
**Alma Rodriguez  
Notary**

**fr**

Exhibit A

<u>NAME</u>	<u>Unit-Blk-Lot</u>	<u>Standby</u>	<u>Road</u>	<u>Lien</u>	<u>Amount</u>
Avila, Yadira D.	03-08-0162	(\$ 0.00 )	(\$ 156.00 )	(\$ 0.00 )	(\$ 156.00 )
Banta, Nathan	02-02-0152	(\$ 0.00 )	(\$ 108.00 )	(\$ 0.00 )	(\$ 108.00 )
Banta, Nathan	02-02-0152	(\$ 0.00 )	(\$ 549.00 )	(\$ 45.00 )	(\$ 594.00 )
Bastrop County WCID #2	02-05-0542	(\$ 637.00 )	(\$ 1313.00 )	(\$ 195.00 )	(\$ 2,145.00 )
Bastrop County WCID #2	02-05-0543	(\$ 637.00 )	(\$ 1321.00 )	(\$ 195.00 )	(\$ 2,153.00 )
Bastrop County WCID #2	01-09-1146	(\$ 780.00 )	(\$ 1335.00 )	(\$ 165.00 )	(\$ 2,280.00 )
BCWCID # 2	02-05-0542	(\$ 637.00 )	(\$ 1796.00 )	(\$ 240.00 )	(\$ 2,673.00 )
BCWCID # 2	02-05-0543	(\$ 637.00 )	(\$ 1804.00 )	(\$ 240.00 )	(\$ 2,681.00 )
BCWCID # 2	01-09-1146	(\$ 780.00 )	(\$ 1818.00 )	(\$ 210.00 )	(\$ 2,808.00 )
Castenda, Juan	01-14A-1536	(\$ 0.00 )	(\$ 156.00 )	(\$ 0.00 )	(\$ 156.00 )
Chris G. Turner	06-17-0025	(\$ 530.00 )	(\$ 0.00 )	(\$ 60.00 )	(\$ 590.00 )
Cone, Lewis	02-04-0401	(\$ 0.00 )	(\$ 156.00 )	(\$ 0.00 )	(\$ 156.00 )
Doctors Clinic	01-09-1146	(\$ 765.00 )	(\$ 510.00 )	(\$ 30.00 )	(\$ 1,305.00 )
Doctors Clinic	01-09-1146	(\$ 780.00 )	(\$ 810.00 )	(\$ 75.00 )	(\$ 1,665.00 )
Doctors Clinic	01-09-1146	(\$ 780.00 )	(\$ 1110.00 )	(\$ 120.00 )	(\$ 2,010.00 )
Donald R. Lawson	03-11-0240	(\$ 637.50 )	(\$ 487.50 )	(\$ 30.00 )	(\$ 1,155.00 )
Donald R. Lawson	03-11-0240	(\$ 637.50 )	(\$ 487.50 )	(\$ 30.00 )	(\$ 1,155.00 )
Hernandez, Cesar A.	06-09-0008	(\$ 84.00 )	(\$ 0.00 )	(\$ 0.00 )	(\$ 84.00 )
Hernandez, Cesar A.	06-09-0008	(\$ 330.00 )	(\$ 0.00 )	(\$ 45.00 )	(\$ 375.00 )
Hernandez, Cesar A.	06-09-0008	(\$ 600.00 )	(\$ 0.00 )	(\$ 90.00 )	(\$ 690.00 )
HLT Investments LLC	01-19-0657	(\$ 0.00 )	(\$ 108.00 )	(\$ 0.00 )	(\$ 108.00 )
HLT Investments LLC	05-08-0561	(\$ 0.00 )	(\$ 108.00 )	(\$ 0.00 )	(\$ 108.00 )
Ioan & Corina Oprean	02-05-0542	(\$ 622.00 )	(\$ 488.00 )	(\$ 60.00 )	(\$ 1,170.00 )
Ioan & Corina Oprean	02-05-0543	(\$ 622.00 )	(\$ 496.00 )	(\$ 60.00 )	(\$ 1,178.00 )
Isabell, James	01-12-0801	(\$ 0.00 )	(\$ 156.00 )	(\$ 0.00 )	(\$ 156.00 )
Isabell, James	01-12-0802	(\$ 0.00 )	(\$ 156.00 )	(\$ 0.00 )	(\$ 156.00 )
Isabell, James	01-12-0804	(\$ 0.00 )	(\$ 156.00 )	(\$ 0.00 )	(\$ 156.00 )
Isabell, James	01-12-0805	(\$ 0.00 )	(\$ 156.00 )	(\$ 0.00 )	(\$ 156.00 )
Isabell, James	01-12-0803	(\$ 0.00 )	(\$ 156.00 )	(\$ 0.00 )	(\$ 156.00 )
Kaiser, Vance	03-25-0417	(\$ 0.00 )	(\$ 108.00 )	(\$ 0.00 )	(\$ 108.00 )
Koscielski, Casimer	02-16-1657	(\$ 0.00 )	(\$ 249.00 )	(\$ 45.00 )	(\$ 294.00 )
Lawson, Donald R.	03-11-0240	(\$ 652.50 )	(\$ 787.50 )	(\$ 75.00 )	(\$ 1,515.00 )
Lawson, Donald R.	03-11-0240	(\$ 652.50 )	(\$ 1087.50 )	(\$ 120.00 )	(\$ 1,860.00 )
Lawson, Donald R.	03-11-0240	(\$ 652.50 )	(\$ 1312.50 )	(\$ 165.00 )	(\$ 2,130.00 )
Lawson, Donald R.	03-11-0240	(\$ 652.50 )	(\$ 1795.50 )	(\$ 210.00 )	(\$ 2,658.00 )
Lawson, Donald R.	03-11-0240	(\$ 652.50 )	(\$ 2236.50 )	(\$ 255.00 )	(\$ 3,144.00 )
Lawson, Donald R.	03-11-0240	(\$ 652.50 )	(\$ 787.50 )	(\$ 75.00 )	(\$ 1,515.00 )
Lawson, Donald R.	03-11-0240	(\$ 652.50 )	(\$ 1087.50 )	(\$ 120.00 )	(\$ 1,860.00 )
Lawson, Donald R.	03-11-0240	(\$ 652.50 )	(\$ 1312.50 )	(\$ 165.00 )	(\$ 2,130.00 )
Lawson, Donald R.	03-11-0240	(\$ 652.50 )	(\$ 1795.50 )	(\$ 210.00 )	(\$ 2,658.00 )
Lawson, Donald R.	03-11-0240	(\$ 652.50 )	(\$ 2236.50 )	(\$ 255.00 )	(\$ 3,144.00 )
Maize, Richard	04-12-0741	(\$ 0.00 )	(\$ 156.00 )	(\$ 0.00 )	(\$ 156.00 )

Exhibit A

<u>NAME</u>	<u>Unit-Blk-Lot</u>	<u>Standby</u>	<u>Road</u>	<u>Lien</u>	<u>Amount</u>
Maizw, Richard A.	04-12-0741	(\$ 0.00 )	(\$ 156.00 )	(\$ 0.00 )	(\$ 156.00 )
Metzler, Charlotte	04-03-1706	(\$ 0.00 )	(\$ 60.00 )	(\$ 0.00 )	(\$ 60.00 )
Metzler, Charlotte	04-03-1705	(\$ 0.00 )	(\$ 60.00 )	(\$ 0.00 )	(\$ 60.00 )
Mosaic Investment Group	05-19-1434	(\$ 0.00 )	(\$ 126.00 )	(\$ 45.00 )	(\$ 171.00 )
Odell & Elva Trueblood	04-09-1253	(\$ 616.50 )	(\$ 421.00 )	(\$ 30.00 )	(\$ 1,067.50 )
Oprean, Ioan	02-05-0542	(\$ 637.00 )	(\$ 788.00 )	(\$ 105.00 )	(\$ 1,530.00 )
Oprean, Ioan	02-05-0542	(\$ 637.00 )	(\$ 1088.00 )	(\$ 150.00 )	(\$ 1,875.00 )
Oprean, Ioan	02-05-0543	(\$ 637.00 )	(\$ 796.00 )	(\$ 105.00 )	(\$ 1,538.00 )
Oprean, Ioan	02-05-0543	(\$ 637.00 )	(\$ 1096.00 )	(\$ 150.00 )	(\$ 1,883.00 )
Pena, David	02-14-1180	(\$ 0.00 )	(\$ 156.00 )	(\$ 0.00 )	(\$ 156.00 )
Plake III, John R.	04-09-1230	(\$ 0.00 )	(\$ 156.00 )	(\$ 0.00 )	(\$ 156.00 )
Reeves III, George E.	03-04-0101	(\$ 0.00 )	(\$ 651.00 )	(\$ 45.00 )	(\$ 696.00 )
Reeves, George E.	03-04-0101	(\$ 0.00 )	(\$ 72.00 )	(\$ 0.00 )	(\$ 72.00 )
Roper, Sheila	01-19-0428	(\$ 0.00 )	(\$ 132.00 )	(\$ 0.00 )	(\$ 132.00 )
Steffen, Edgar J.	05-01-0042	(\$ 0.00 )	(\$ 147.00 )	(\$ 0.00 )	(\$ 147.00 )
Trueblood, Odell	04-09-1253	(\$ 631.50 )	(\$ 720.50 )	(\$ 75.00 )	(\$ 1,427.00 )
Trueblood, Odell	04-09-1253	(\$ 631.50 )	(\$ 1021.00 )	(\$ 120.00 )	(\$ 1,772.50 )
Trueblood, Odell	04-09-1253	(\$ 631.50 )	(\$ 1246.00 )	(\$ 165.00 )	(\$ 2,042.50 )
Trueblood, Odell	04-09-1253	(\$ 631.50 )	(\$ 2096.10 )	(\$ 210.00 )	(\$ 2,937.60 )
Trueblood, Odell	04-09-1253	(\$ 631.50 )	(\$ 2537.12 )	(\$ 255.00 )	(\$ 3,423.62 )
Turner, Chris G.	06-17-0025	(\$ 795.00 )	(\$ 0.00 )	(\$ 105.00 )	(\$ 900.00 )
Turner, Chris G.	06-17-0025	(\$ 1095.00 )	(\$ 0.00 )	(\$ 150.00 )	(\$ 1,245.00 )
Turner, Chris G.	06-17-0025	(\$ 1320.00 )	(\$ 0.00 )	(\$ 195.00 )	(\$ 1,515.00 )
Turner, Chris G.	06-17-0025	(\$ 1914.00 )	(\$ 0.00 )	(\$ 240.00 )	(\$ 2,154.00 )
Turner, Chris G.	06-17-0025	(\$ 2184.00 )	(\$ 0.00 )	(\$ 285.00 )	(\$ 2,469.00 )
Vann Jr., Jerry	04-14-0897	(\$ 0.00 )	(\$ 108.00 )	(\$ 0.00 )	(\$ 108.00 )
Vann, Jerry	04-14-0898	(\$ 0.00 )	(\$ 108.00 )	(\$ 0.00 )	(\$ 108.00 )
Windhorst, David E.	05-18-1097	(\$ 0.00 )	(\$ 132.00 )	(\$ 0.00 )	(\$ 132.00 )
Yates, Vance G.	01-10-1435	(\$ 0.00 )	(\$ 108.00 )	(\$ 0.00 )	(\$ 108.00 )
Yates, Vance G.	01-10-1435	(\$ 0.00 )	(\$ 549.00 )	(\$ 45.00 )	(\$ 594.00 )
Yates, Vance G.	01-10-1436	(\$ 0.00 )	(\$ 108.00 )	(\$ 0.00 )	(\$ 108.00 )
Yates, Vance G.	01-10-1436	(\$ 0.00 )	(\$ 549.00 )	(\$ 45.00 )	(\$ 594.00 )
		\$ 30,651.00	\$ 46,036.72	\$ 6,105.00	\$ 82,792.72

Lien List Recap for NOVEMBER 2018

Total Amount of Liens Released	\$	82,792.79
Road Assessments Paid	\$	30,514.28
Standby Assessments Paid	\$	6,489.30
Attorney Fees	\$	2,165.52
Total actually collected	\$	39,169.10
Total Write offs	\$	00.00

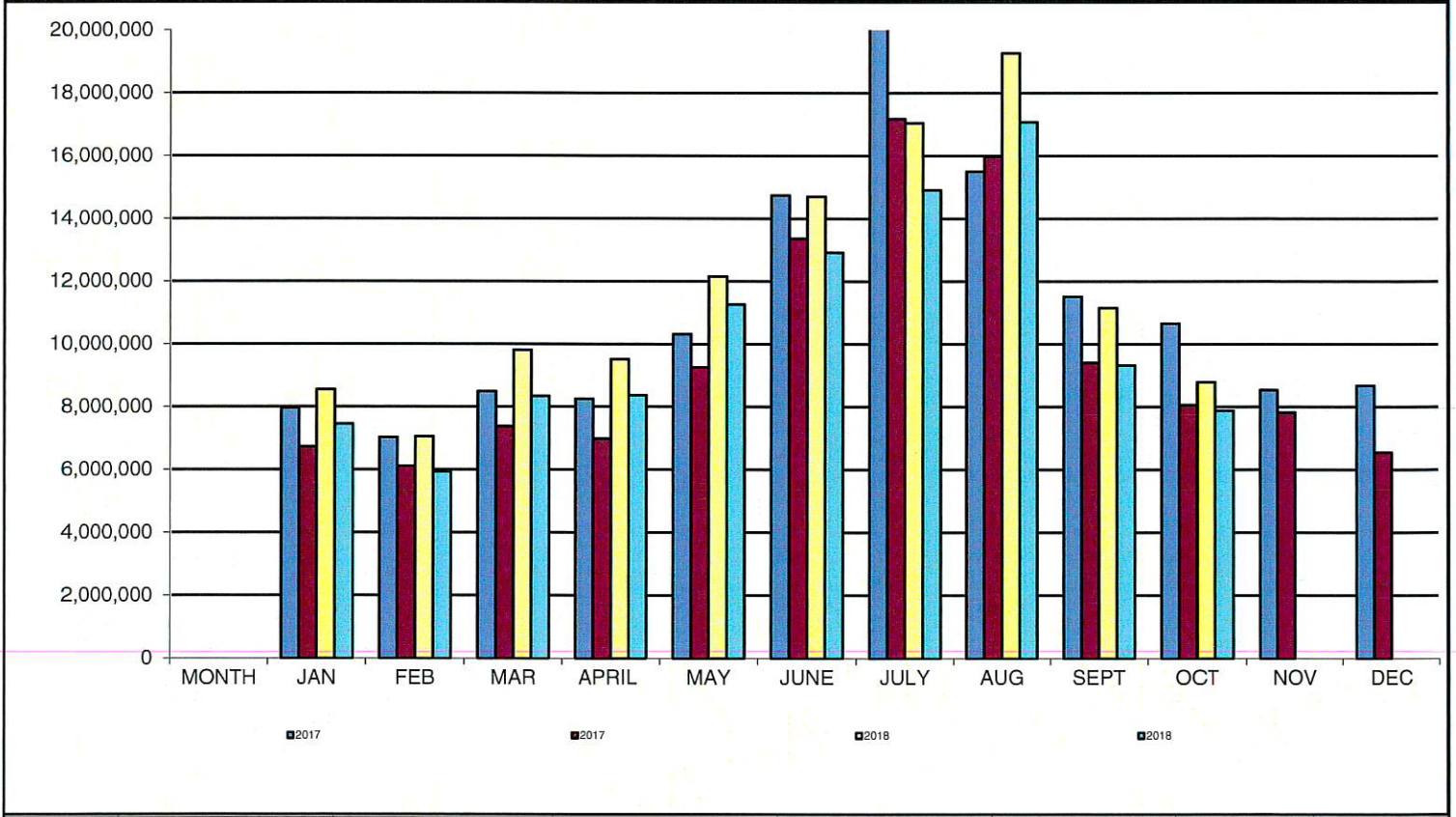
# Misc Reports

	Total Customers Billed	E-Billing Customers	Web Online Payments	Bank Drafts	Credit Card Drafts	% of Customers paying online or drafts	Mail/Walk-ins/ Drop Box
Jan	1652	560	660	266	77	56%	649
Feb	1666	572	652	267	105	55%	642
Mar	1674	563	699	266	126	58%	583
Apr	1669	570	671	267	153	56%	578
May	1681	586	693	273	166	57%	549
Jun	1687	602	705	276	181	58%	525
Jul	1711	612	708	279	192	58%	532
Aug	1717	614	737	283	206	59%	491
Sep	1732	618	734	280	221	59%	497
Oct	1734	623	733	282	233	58.54%	486
Nov							0
Dec							0

	Culvert Permits (Cumulative Total)	Irrigation Permits (Cumulative Total)	Swimming Pool Permits (Cumulative Total)
Jan	5	0	2
Feb	8	0	2
Mar	11	0	3
Apr	17	0	5
May	25	0	6
Jun	31	0	6
Jul	42	0	6
Aug	51	0	7
Sep	53	2	8
Oct	59	2	8
Nov			
Dec			

**BCWCID#2 2018  
CONSUMPTION REPORT**

	2017	2017	2018	2018	2018		
	PUMPED	USAGE	PUMPED	USAGE	PUMPED	ACTIVE	
MONTH	WATER	OF WATER	WATER	OF WATER	UNBILLED	METERS	%
JAN	7962350	6735988	8542700	7456309	582200	1,649	6%
FEB	7028500	6111321	7052400	5935407	364360	1,657	11%
MAR	8487400	7376018	9807100	8339939	494400	1,674	10%
APRIL	8252780	6987777	9507700	8371140	423100	1,669	8%
MAY	10312000	9253230	12156500	11258177	583800	1,681	3%
JUNE	14735700	13354077	14696367	12907732	845500	1,687	6%
JULY	20309900	17173612	17043575	14906255	676360	1,706	9%
AUG	15495380	15973516	19271835	17071678	968600	1,717	6%
SEPT	11516995	9401892	11152765	9326113	604600	1,732	11%
OCT	10653725	8059239	8789779	7890388	462100	1,733	5%
NOV	8536960	7826294					#DIV/0!
DEC	8679143	6542315					#DIV/0!
<b>TOTALS</b>	<b>131,970,833</b>	<b>114,795,279</b>	<b>118,020,721</b>	<b>103,463,138</b>	<b>6,005,020</b>		<b>7%</b>



JOB CODE	----- ISSUED THIS PERIOD -----				----- PRIOR ORDERS -----			TOTAL	TOTAL
	ISSUED	COMPLETED	VOIDED	OUTSTANDING	COMPLETED	VOIDED	OUTSTANDING	COMPLETED	OUTSTANDING
ALARM SEWER ALARM	8	8	0	0	1,504	15	4	1,512	4
BROWN BROWN WATER	0	0	0	0	335	3	0	335	0
CULVE CULVERT PERMIT	5	5	0	0	169	7	2	174	2
FLUSH FLUSH WATER LINE	2	2	0	0	724	0	2	726	2
ISWAP METER HEAD SWAP	3	3	0	0	129	11	0	132	0
IRRIG IRRIGATION PERMIT	0	0	0	0	26	2	0	26	0
LEAK CHECK FOR LEAK	7	7	0	0	1,441	15	2	1,448	2
MTR LOCK MTR	2	1	1	0	212	61	0	213	0
LOC LINE LOCATE	0	0	0	0	188	3	0	188	0
METER MOVE METER CHARGE	0	0	0	0	6	7	0	6	0
METER INFORMATION	11	10	0	1	121	9	0	131	1
MISCE MISCELLANEOUS	14	11	0	3	2,924	168	7	2,935	10
MOW MOWING GRASS	1	0	0	1	243	1	0	243	1
OCC OCCUPANT CHANGE	13	13	0	0	3,231	56	0	3,244	0
ODOR SMELLY WATER	4	3	0	1	9	0	0	12	1
OFF TURN OFF SERVICE	12	12	0	0	2,309	260	0	2,321	0
OFFEE TRIP CHARGE TURN OFF	0	0	0	0	13	0	0	13	0
ON TURN ON SERVICE	18	18	0	0	2,817	76	0	2,835	0
ONFEE TRIP CHARGE TURN ON	1	1	0	0	12	2	0	13	0
POOLS POOL/SPA PERMIT	1	1	0	0	23	1	0	24	0
RC READ CHECK	4	3	1	0	398	82	0	401	0
ROAD ROAD REPAIR	17	1	0	16	3,397	23	38	3,398	54
RMON RADIO READ MONITOR (RENT)	0	0	0	0	0	1	0	0	0
SEWER WASTEWATER MISC SERVICE	3	0	1	2	1,350	21	1	1,350	3
SIGN STREET SIGN	3	0	0	3	55	2	0	55	3
SWAP METER SWAP-OUT	100	97	1	0	1,327	92	0	1,424	0
WTAP W/W TAP	1	0	0	1	332	11	1	332	2
MPWT TMP WTR	0	0	0	0	7	4	0	7	0
I/W W/W ESTIMATE	11	10	0	1	725	24	3	735	4
MEAS MEASURE FOR WATER TAP	13	13	0	0	995	23	3	1,008	3
PRES LOW WATER PRESSURE	0	0	0	0	281	15	0	281	0
TRTP WATER TAP	7	0	2	5	22	603	1	22	6
WMOV W/W ESTIMATE FOR RELOCATE	0	0	0	0	11	5	0	11	0
<b>** GRAND TOTALS **</b>	<b>261</b>	<b>219</b>	<b>6</b>	<b>34</b>	<b>25,336</b>	<b>1,603</b>	<b>64</b>	<b>25,555</b>	<b>98</b>

OCTOBER 2018

BCWCID#2

Re-Cap of Waste Water Tap Applications

WASTE WATER TAPS:

2018 Complete.....	40
2018 Pending.....	4
2017 Complete .....	35
2016 Complete .....	40
2015 Complete .....	32
2014 Complete .....	26

Active Waste Water Customers: 698

OCTOBER 2018

BCWCID#2

Re-Cap of Water Tap Applications

WATER TAPS:

2018 Complete.....	82	
2018 Pending.....	5	
2017 Complete.....	78	
2016 Complete .....	88	
2015 Complete .....	60	
2014 Complete .....	39	
2013 Complete.....	35	
2012 Complete.....	37	
2011 Complete.....	42	
2010 Complete.....	49	
2009 Complete.....	43	
2008 Complete.....	35	
2007 Complete.....	47	
2006 Pending.....	1	(Sac-N-Pac)
2006 Complete.....	25	
2005 Complete.....	26	
2004 Complete.....	39	
2003 Complete.....	72	
2002 Complete.....	113	

2013-2018 COMPARISON ROAD & STANDBY

MONTH	PRIOR YR RD	CURRENT RD	TOTAL ROADS	PRIOR YR SB	CURRENT SB	TOTAL SB	TOTALS	% Current Rd	% Current SB
<b>JAN</b>									
2013	\$41,260.80	\$938.00	\$ 42,198.80	\$5,354.51	\$0.00	\$ 5,354.51	\$ 47,553.31	2.22%	0.00%
2014	\$16,953.96	\$6,717.00	\$ 23,670.96	\$2,025.33	\$756.00	\$ 2,781.33	\$ 26,452.29	28.38%	27.18%
2015	\$46,965.38	\$3,501.00	\$ 50,466.38	\$2,088.00	\$0.00	\$ 2,088.00	\$ 52,554.38	6.94%	0.00%
2016	\$38,720.86	\$4,131.00	\$ 42,851.86	\$5,019.54	\$108.00	\$ 5,127.54	\$ 47,979.40	9.64%	2.11%
2017	\$ 35,426.89	\$ 5,954.00	\$ 41,380.89	\$ 896.00	\$ 264.00	\$ 1,160.00	\$ 42,540.89	14.39%	22.76%
2018	\$ 115,672.15	\$ 10,968.00	\$ 126,640.15	\$ 3,217.00	\$ -	\$ 3,217.00	\$ 129,857.15	8.66%	0.00%
<b>FEB</b>									
2013	\$ 18,626.80	\$ 67,095.40	\$ 85,722.20	\$ 1,030.75	\$ 5,044.00	\$ 6,074.75	\$ 91,796.95	78.27%	83.03%
2014	\$ 15,340.01	\$ 50,611.20	\$ 65,951.21	\$ 630.63	\$ 2,916.00	\$ 3,546.63	\$ 69,497.84	76.74%	82.22%
2015	\$ 29,099.97	\$ 81,445.03	\$ 110,545.00	\$ 3,048.00	\$ 4,474.50	\$ 7,522.50	\$ 118,067.50	73.68%	59.48%
2016	\$ 29,281.26	\$ 97,183.76	\$ 126,465.02	\$ 2,196.00	\$ 4,752.00	\$ 6,948.00	\$ 133,413.02	76.85%	68.39%
2017	\$ 37,167.14	\$ 108,620.10	\$ 145,787.24	\$ 6,098.00	\$ 644.00	\$ 6,742.00	\$ 152,529.24	74.51%	9.55%
2018	\$ 52,408.12	\$ 92,820.40	\$ 145,228.52	\$ 7,030.00	\$ -	\$ 7,030.00	\$ 152,258.52	63.91%	0.00%
<b>MARCH</b>									
2013	\$ 17,858.90	\$ 34,408.60	\$ 52,267.50	\$ 3,172.37	\$ 1,428.00	\$ 4,600.37	\$ 56,867.87	65.83%	31.04%
2014	\$ 13,978.32	\$ 60,159.00	\$ 74,137.32	\$ 1,453.37	\$ 3,024.00	\$ 4,477.37	\$ 78,614.69	81.15%	67.54%
2015	\$ 25,994.36	\$ 48,549.86	\$ 74,544.22	\$ 520.00	\$ 2,135.92	\$ 2,655.92	\$ 77,200.14	65.13%	80.42%
2016	\$ 39,332.78	\$ 43,344.46	\$ 82,677.24	\$ 7,171.28	\$ 1,746.00	\$ 8,917.28	\$ 91,594.52	52.43%	19.58%
2017	\$ 63,299.04	\$ 58,291.95	\$ 121,590.99	\$ 3,628.50	\$ 2,655.00	\$ 6,283.50	\$ 127,874.49	47.94%	42.25%
2018	\$ 60,476.28	\$ 79,758.65	\$ 140,234.93	\$ 2,582.83	\$ -	\$ 2,582.83	\$ 142,817.76	56.88%	0.00%
<b>APRIL</b>									
2013	\$ 4,049.54	\$ 15,913.00	\$ 19,962.54	\$ 398.69	\$ 168.00	\$ 566.69	\$ 20,529.23	79.71%	29.65%
2014	\$ 10,437.83	\$ 23,886.85	\$ 34,324.68	\$ 1,697.16	\$ 540.00	\$ 2,237.16	\$ 36,561.84	69.59%	24.14%
2015	\$ 50,455.27	\$ 26,487.88	\$ 76,943.15	\$ 1,113.20	\$ 432.00	\$ 1,545.20	\$ 78,488.35	34.43%	27.96%
2016	\$ 12,911.65	\$ 23,397.53	\$ 36,309.18	\$ 639.00	\$ 864.00	\$ 1,503.00	\$ 37,812.18	64.44%	57.49%
2017	\$ 10,981.60	\$ 25,543.90	\$ 36,525.50	\$ 921.00	\$ 1,056.00	\$ 1,977.00	\$ 38,502.50	69.93%	53.41%
2018	\$ 17,879.81	\$ 36,796.04	\$ 54,675.85	\$ 1,042.50	\$ -	\$ 1,042.50	\$ 55,718.35	67.30%	0.00%
<b>MAY</b>									
2013	\$ 5,122.66	\$ 9,357.00	\$ 14,479.66	\$ 2,357.38	\$ 182.00	\$ 2,539.38	\$ 17,019.04	64.62%	7.17%
2014	\$ 11,212.74	\$ 11,752.32	\$ 22,965.06	\$ 2,332.50	\$ 324.00	\$ 2,656.50	\$ 25,621.56	51.17%	12.20%
2015	\$ 21,695.12	\$ 9,728.10	\$ 31,423.22	\$ 1,119.76	\$ 432.00	\$ 1,551.76	\$ 32,974.98	30.96%	27.84%

2016	\$ 20,027.28	\$ 15,607.50	\$ 35,634.78	\$ 585.00	\$ 432.00	\$ 1,017.00	\$ 36,651.78	43.80%	42.48%
2017	\$ 19,898.03	\$ 22,307.58	\$ 42,205.61	\$ 300.00	\$ 396.00	\$ 696.00	\$ 42,901.61	52.85%	56.90%
2018	\$ 41,756.88	\$ 26,147.09	\$ 67,903.97	\$ 2,243.00	\$ -	\$ 2,243.00	\$ 70,146.97	38.51%	0.00%
JUNE									
2013	\$ 7,452.91	\$ 8,772.60	\$ 16,225.51	\$ 969.80	\$ 84.00	\$ 1,053.80	\$ 17,279.31	54.07%	7.97%
2014	\$ 5,461.13	\$ 12,304.05	\$ 17,765.18	\$ 231.00	\$ 432.00	\$ 663.00	\$ 18,428.18	69.26%	65.16%
2015	\$ 12,383.14	\$ 10,440.44	\$ 22,823.58	\$ 847.00	\$ 648.00	\$ 1,495.00	\$ 24,318.58	45.74%	43.34%
2016	\$ 21,078.47	\$ 11,074.21	\$ 32,152.68	\$ 1,417.20	\$ 108.00	\$ 1,525.20	\$ 33,677.88	34.44%	7.08%
2017	\$ 48,144.47	\$ 21,764.19	\$ 69,908.66	\$ 2,386.00	\$ 264.00	\$ 2,650.00	\$ 72,558.66	31.13%	9.96%
2018	\$ 16,318.86	\$ 18,300.19	\$ 34,619.05	\$ 168.00	\$ -	\$ 168.00	\$ 34,787.05	52.86%	0.00%
MONTH	PRIOR YR RD	CURRENT RD	TOTAL ROADS	PRIOR YR SB	CURRENT SB	TOTAL SB	TOTALS	% Current Rd	% Current SB
JULY									
2013	\$ 6,390.25	\$ 7,293.79	\$ 13,684.04	\$ 1,485.55	\$ 336.00	\$ 1,821.55	\$ 15,505.59	53.30%	18.45%
2014	\$ 6,374.05	\$ 10,114.10	\$ 16,488.15	\$ 61.50	\$ 432.00	\$ 493.50	\$ 16,981.65	61.34%	87.54%
2015	\$ 6,165.31	\$ 9,191.51	\$ 15,356.82	\$ 215.00	\$ 216.00	\$ 431.00	\$ 15,787.82	59.85%	50.12%
2016	\$ 6,631.02	\$ 11,096.09	\$ 17,727.11	\$ 230.00	\$ 70.00	\$ 300.00	\$ 18,027.11	62.59%	23.33%
2017	\$ 44,122.82	\$ 16,037.89	\$ 60,160.71	\$ 5,865.00	\$ 264.00	\$ 6,129.00	\$ 66,289.71	26.66%	4.31%
2018	\$ 38,333.43	\$ 17,983.81	\$ 56,317.24	\$ 690.00	\$ -	\$ 690.00	\$ 57,007.24	31.93%	0.00%
AUG									
2013	\$ 8,507.85	\$ 6,579.95	\$ 15,087.80	\$ 963.75	\$ 168.00	\$ 1,131.75	\$ 16,219.55	43.61%	14.84%
2014	\$ 3,765.23	\$ 8,221.80	\$ 11,987.03	\$ -	\$ 216.00	\$ 216.00	\$ 12,203.03	68.59%	100.00%
2015	\$ 3,254.30	\$ 6,734.31	\$ 9,988.61	\$ -	\$ 324.00	\$ 324.00	\$ 10,312.61	67.42%	100.00%
2016	\$ 22,804.82	\$ 9,568.56	\$ 32,373.38	\$ 585.00	\$ -	\$ 585.00	\$ 32,958.38	29.56%	0.00%
2017	\$ 8,001.35	\$ 12,884.4	\$ 20,885.75	\$ 0	\$ 132	\$ 132.00	\$ 21,017.75	61.69%	100.00%
2018	\$ 24,195.33	\$ 19,735.00	\$ 43,930.33	\$ 885.00	\$ -	\$ 885.00	\$ 44,815.33	44.92%	0.00%
MONTH	PRIOR YR RD	CURRENT RD	TOTAL ROADS	PRIOR YR SB	CURRENT SB	TOTAL SB	TOTALS	% Current Rd	% Current SB
SEPT.									
2013	\$ 10,527.65	\$ 7,165.50	\$ 17,693.15	\$ 2,022.55	\$ 466.50	\$ 2,489.05	\$ 20,182.20	40.50%	18.74%
2014	\$ 18,117.34	\$ 10,992.20	\$ 29,109.54	\$ 2,179.53	\$ 495.00	\$ 2,674.53	\$ 31,784.07	37.76%	18.51%
2015	\$ 22,714.24	\$ 11,123.31	\$ 33,837.55	\$ 885.00	\$ 324.00	\$ 1,209.00	\$ 35,046.55	32.87%	26.80%
2016	\$ 32,586.89	\$ 14,553.53	\$ 47,140.42	\$ 1,016.00	\$ -	\$ 1,016.00	\$ 48,156.42	30.87%	0.00%
2017	\$ 23,883.05	\$ 14,768.60	\$ 38,651.65	\$ 4,142.50	\$ 264.00	\$ 4,406.50	\$ 43,058.15	38.21%	5.99%
2018	\$ 42,652.37	\$ 17,691.00	\$ 60,343.37	\$ 1,002.00	\$ -	\$ 1,002.00	\$ 61,345.37	29.32%	0.00%
OCT.									

2013	\$ 10,746.30	\$ 33,671.51	\$ 44,417.81	\$ 1,438.04	\$ 1,783.50	\$ 3,221.54	\$ 47,639.35	75.81%	55.36%
2014	\$ 7,888.35	\$ 38,685.75	\$ 46,574.10	\$ 410.50	\$ 2,492.00	\$ 2,902.50	\$ 49,476.60	83.06%	85.86%
2015	\$ 14,755.50	\$ 25,498.73	\$ 40,254.23	\$ 291.15	\$ 1,426.00	\$ 1,717.15	\$ 41,971.38	63.34%	83.04%
2016	\$ 31,103.58	\$ 31,954.49	\$ 63,058.07	\$ 3,217.00	\$ 1,521.00	\$ 4,738.00	\$ 67,796.07	50.67%	32.10%
2017	\$ 29,843.05	\$ 46,553.10	\$ 76,396.15	\$ 3,738.05	\$ 2,112.00	\$ 5,850.05	\$ 82,246.20	60.94%	36.10%
2018	\$ 36,769.56	\$ 47,516.10	\$ 84,285.66	\$ 4,989.50	\$ -	\$ 4,989.50	\$ 89,275.16	56.38%	0.00%
MONTH	PRIOR YR RD	CURRENT RD	TOTAL ROADS	PRIOR YR SB	CURRENT SB	TOTAL SB	TOTALS	% Current Rd	% Current SB
NOV.									
2013	\$ 6,394.66	\$ 25,224.75	\$ 31,619.41	\$ 110.75	\$ 588.00	\$ 698.75	\$ 32,318.16	79.78%	84.15%
2014	\$ 4,730.54	\$ 29,029.44	\$ 33,759.98	\$ 288.00	\$ 1,630.50	\$ 1,918.50	\$ 35,678.48	85.99%	84.99%
2015	\$ 15,068.39	\$ 37,149.21	\$ 52,217.60	\$ 1,035.00	\$ 2,052.00	\$ 3,087.00	\$ 55,304.60	71.14%	66.47%
2016	\$ 6,171.79	\$ 45,891.03	\$ 52,062.82	\$ 1,087.00	\$ 968.00	\$ 2,055.00	\$ 54,117.82	88.15%	47.10%
2017	\$ 31,199.20	\$ 61,695.11	\$ 92,894.31	\$ 8,020.36	\$ 1,350.00	\$ 9,370.36	\$ 102,264.67	66.41%	14.41%
2018	\$ -	\$ -	\$ -	\$ -	\$ -	\$ -	\$ -	#DIV/0!	#DIV/0!
DEC.									
2013	\$ 13,816.98	\$ 110,388.45	\$ 124,205.43	\$ 2,121.50	\$ 5,376.00	\$ 7,497.50	\$ 131,702.93	88.88%	71.70%
2014	\$ 12,752.43	\$ 190,734.04	\$ 203,486.47	\$ 2,496.00	\$ 6,277.50	\$ 8,773.50	\$ 212,259.97	93.73%	71.55%
2015	\$ 36,428.08	\$ 192,012.79	\$ 228,440.87	\$ 3,714.00	\$ 7,128.00	\$ 10,842.00	\$ 239,282.87	84.05%	65.74%
2016	\$ 19,769.65	\$ 247,519.79	\$ 267,289.44	\$ 117.00	\$ 7,320.00	\$ 7,437.00	\$ 274,726.44	92.60%	98.43%
2017	\$ 41,040.80	\$ 229,161.96	\$ 270,202.76	\$ 5,370.66	\$ 7,656.00	\$ 13,026.66	\$ 283,229.42	84.81%	58.77%
2018	\$ -	\$ -	\$ -	\$ -	\$ -	\$ -	\$ -	#DIV/0!	#DIV/0!
							\$ 4,699,436.66		
MONTH	PRIOR YR RD	CURRENT RD	TOTAL ROADS	PRIOR YR SB	CURRENT SB	TOTAL SB	TOTALS	% Current Rd	% Current SB
TOTALS									
2013	\$ 150,755.30	\$ 326,808.55	\$ 477,563.85	\$ 21,425.64	\$ 15,624.00	\$ 37,049.64	\$ 514,613.49	68.43%	42.17%
2014	\$ 127,011.93	\$ 453,207.75	\$ 580,219.68	\$ 13,805.52	\$ 19,535.00	\$ 33,340.52	\$ 613,560.20	78.11%	58.59%
2015	\$ 284,979.06	\$ 461,862.17	\$ 746,841.23	\$ 14,876.11	\$ 19,592.42	\$ 34,468.53	\$ 781,309.76	61.84%	56.84%
2016	\$ 280,420.05	\$ 555,321.95	\$ 835,742.00	\$ 23,280.02	\$ 17,889.00	\$ 41,169.02	\$ 876,911.02	66.45%	43.45%
2017	\$ 393,007.44	\$ 623,582.78	\$ 1,016,590.22	\$ 41,366.07	\$ 17,057.00	\$ 58,423.07	\$ 1,075,013.29	61.34%	29.20%
2018	\$ 446,462.79	\$ 367,716.28	\$ 814,179.07	\$ 23,849.83	\$ -	\$ 23,849.83	\$ 838,028.90	45.16%	0.00%
TOTALS			\$ 4,471,136.05			\$ 228,300.61	\$ 4,699,436.66		