

Bastrop County
WCID #2

Board Packet
for March 21,
2019

BASTROP COUNTY WATER CONTROL AND IMPROVEMENT DISTRICT NO. 2
MEETING AGENDA

TO: THE BOARD OF DIRECTORS OF BASTROP COUNTY WATER CONTROL AND IMPROVEMENT DISTRICT NO. 2, BASTROP COUNTY, TEXAS, AND TO ALL OTHER INTERESTED PERSONS:

NOTICE IS HEREBY GIVEN THAT A MEETING OF THE GOVERNING BODY OF THE ABOVE NAMED POLITICAL SUBDIVISION WILL BE HELD ON MARCH 21, 2019 AT 6:30 P.M. AT THE BASTROP CONVENTION CENTER LOCATED AT 1408 CHESTNUT STREET, BASTROP TEXAS 78602, AT WHICH TIME THE FOLLOWING SUBJECTS WILL BE DISCUSSED:

- 1.) Call to Order and Establish a Quorum – O’Hanlon
- 2.) Pledge of Allegiance – O’Hanlon
- 3.) Texas State Flag – O’Hanlon
- 4.) Public Comments/Announcements (The Board respectfully requests that persons limit comments to three (3) minutes. Under the Open Meeting Act, the Board may not deliberate or take action in response to any matter raised during public comment that is not a separate agenda item.)
- 5.) Discussion and possible action regarding scheduling of future meeting dates:
 - a. Annual Public Road Meeting scheduled for Saturday, March 30, 2019 at 9:00 a.m.
 - b. Regular Board of Director’s Meeting scheduled for Thursday, April 18, 2019 at 6:30 p.m.
- 6.) CONSENT AGENDA: (*Consent Agenda items are generally routine. Unless removed by a member of the Board or General Manager, items listed on the consent agenda may be acted on together and without prior discussion.*)
 - a. Approval of minutes from the February 21, 2019 Regular Meeting of the Board of Directors;
 - b. Approval of monthly financial report for January 2019; and
 - c. Approval of monthly financial report for February 2019.
- 7.) Discussion and possible action regarding the following items on the General Managers report-
 - a. Report on installation of replacement water meters.

- b. Report relating to Status of Trihalomethanes (TTHM) water quality compliance
 - c. Report on repair and maintenance of District water plants and lift stations
 - d. Update on installation of Fencing at District maintenance building
 - e. Status report on all FEMA Projects
 - f. Report on Water, Wastewater and Road Repairs, Maintenance, and Improvement Projects
 - g. Employee Update
 - h. Report on water supply interconnects with Local Water Suppliers
 - i. Update on purchase and acquisition of Unit 5, Lot 942, Block 14, Tahitian Village
 - j. Update on past liens and county tax sale
 - k. TWDB update
- 8.) Discussion and possible action regarding Information Technology (IT) Services – Hightower
 - 9.) Discussion and possible action regarding Office Building Renovation or Construction of New Building, including Potential Sale or Development of the District Land on which the building is located- Hightower
 - 10.) Discussion and possible action regarding Commercial Wastewater Rates - Hightower
 - 11.) Discussion and possible action regarding investment of District Funds– Hightower/Kier
 - 12.) Discussion and possible action regarding approval of Interlocal Agreement with Bastrop County relating to 2019/2020 road improvement projects - Hightower
 - 13.) Discussion and possible action regarding approval of Interlocal Agreement with Bastrop County relating to Ulupua Road Improvements - Hightower
 - 14.) Discussion and possible action regarding Reversal of Late Payments Fees and Interest on customer accounts – Hightower
 - 15.) Discussion and possible action regarding 10-year Capital Plan committee meeting – Hightower/Kier
 - 16.) Discussion and possible action to retain SamCo as financial consultants to work thru financing alternatives relating to item 15– Hightower/Kier
 - 17.) Executive Session-
 - a. Pursuant to Section 551.071 of the Texas Open Meetings Act, the Board will consult with its attorney in Executive Session to seek legal opinion and advice

- regarding the roles, responsibilities and authority of individual members of the Board of Directors, including interactions with District staff and third parties relating to District business;
- b. The Board may also discuss in Executive Session any other item referenced on this Agenda when authorized pursuant to the applicable section of Subchapter D, Chapter 551, Texas Government Code, of the Texas Open Meetings Act.
- 18.) Discussion and possible action regarding matters discussed in Executive Session.
- 19.) Discussion and possible action regarding the following matters related to the Road Committee –
- a) Monthly meeting update; and
b) Review Road Presentation
- 20.) Board suggestions on future agenda items-
- a. Establish advisory committee with representatives of the Property Owners Association and the District relating to future uses or disposition of reserve properties
b. Other future agenda items.
- 21.) Discussion and possible action regarding Release of Liens held by District on Real Property – Rodriguez
- 22.) Adjourn


Authorized Signature

The Board of Directors may go into Executive Session at any time during the meeting pursuant to the applicable section of Subchapter D, Chapter 551, Texas Government Code, of the Texas Open Meetings Act, on any of the matters set forth on this agenda. No final action, decision or vote will be taken on any subject or matter in Executive Session.

The District is committed to compliance with the Americans with Disabilities Act. Reasonable modifications and equal access to communications will be provided upon request. Please call 512-321-1688 for further information.

PURSUANT TO SECTION 30.06 PENAL CODE (TRESPASS BY HOLDER WITH A CONCEALED HANDGUN), A PERSON LICENSED UNDER SUBCHAPTER H, CHAPTER 411, GOVERNMENT CODE (HANDGUN LICENSING LAW), MAY NOT ENTER THIS PROPERTY WITH A CONCEALED HANDGUN.

DE ACUERDO CON LA SECCIÓN 30.06 DEL CÓDIGO PENAL (DEL ALLANAMIENTO POR PORTADOR DE LICENCIA CON UN ARMA DE FUEGO OCULTA), UNA PERSONA CON LICENCIA BAJO EL SUBCAPÍTULO H, CAPÍTULO 411, CÓDIGO DE GOBIERNO (LEY DE ARMAS OCULTAS), NO PUEDE ENTRAR A ESTA PROPIEDAD CON UN ARMA OCULTA.

Agenda

Item # 6

Consent

Agenda

Minutes of the Regular Meeting of the
BASTROP COUNTY WATER CONTROL AND IMPROVEMENT DISTRICT #2

A regular meeting of the Board of Directors of Bastrop County Water Control and Improvement District #2 was held on Thursday, February 21, 2019, beginning at 6:30 p.m. at the Bastrop Convention Center, 1408 Chestnut Street, Bastrop, TX. 78602.

Present BCWCID #2 Board Members:

Mary Beth O'Hanlon, President
Butch Carmack, Vice President
Sam Kier, Treasurer
Scott Ferguson, Secretary
Karen Pinard, Director

BCWCID #2 Staff/Other Professionals:

Tony Corbett, Attorney
Paul Hightower, General Manager
Tyler Walsh, Operations Manager
Alma Rodriguez, District Administrator

- 1.) Call to Order and Establish a Quorum
President O'Hanlon called the meeting to order at 6:30 p.m. A quorum of Board members was present.
- 2.) Pledge of Allegiance
President O'Hanlon led the Pledge of Allegiance.
- 3.) Texas State Flag
President O'Hanlon led the Pledge of Allegiance to the Texas Flag.
- 4.) Public Comments/Announcements (The Board respectfully requests that persons limit comments to three (3) minutes. Under the Open Meeting Act, the Board may not deliberate or take action in response to any matter raised during public comment that is not a separate agenda item.)
Kat Smith wanted the Board to know and thank Paul Hightower for supporting the TVPOA office in sort of intense situation in the office. Mr. Hightower defused the situation a bit so they felt more comfortable.

John Creamer resides at 239 Bali Hai thanked the District for the repairs on Lamaloa and asked the District to look at repairing Kamaiki because it is getting pretty rough.

Robert Beck resides at 147 Kaapahu Drive also thanked the District for filling potholes and repairing his road, the crew did an excellent job.
- 5.) Discussion and possible action regarding scheduling of future meeting dates:
 - a. Regular Board of Director's Meeting is scheduled for Thursday, March 21, 2019 at 6:30 p.m.
 - b. Annual Public Road Meeting is scheduled for Saturday, March 30, 2019 at 9:00 a.m.

President O'Hanlon announced the upcoming meeting dates and stated all future meetings will be held at the Bastrop Convention Center.

Paul Hightower stated the annual meeting on March 30th will be in the big conference meeting room.

- 6.) CONSENT AGENDA: *(Consent Agenda items are generally routine. Unless removed by a member of the Board or General Manager, items listed on the consent agenda may be acted on together and without prior discussion.)*
- a. Approval of minutes from the January 17, 2019 Regular Meeting of the Board of Directors; and
 - b. Approval of monthly financial report for January 2019.

Paul Hightower stated there was a correction to the minutes regarding a statement from Jo Egitto referring to a truck blocking the roadway, it was transcribed as the truck was burned in the fire but actually the truck was parked there removing debris. Also, there are some corrections to the financials revenue on the road construction side and some adjustment to the allocations and bring it back next month.

Motion: Sam Kier moved to approve the minutes for the January 17, 2019 Board meeting as amended and to table the financials until the March Board meeting. Seconded: Butch Carmack. Vote: Four (4) in favor, motion carries.

- 7.) Discussion and possible action regarding Requests for Qualifications for Information Technology (IT) Services and Engineering Services
- Paul Hightower stated the Board asked that we take bids on IT Services. We went out for bids and received 4 phone calls about services but only received 2 bids. Last month, Systemverse gave the Board their presentation and tonight we have our current provider Mark Cortinas with Coeus Networks to give his presentation.

Mark Cortinas owner of Coeus Networks stated in case you are wondering about the name Coeus means the Greek goddess of intelligence. We currently hold the contract for the District. Coeus took over the IT about 2 years ago, at that time MindShift was the IT Company and before MindShift, I previously had the contract when I was in Bastrop. When we came in we evaluated the IT and notice a lot of the documentations and certificates were not renewed so we took care of that. We not only service your IT needs but we handle the phone system as well. The monthly cost with MindShift was \$1,600 and you are currently paying about \$1000 a month for IT Services and for the phone system. Which is about a \$600 savings. The help desk is open from 8:00 am to 6:00 pm and you all have my cell phone number. Backups are running 24/7. Coeus is always managing and monitoring the system. In fact, the system was down on Monday and the District was closed so I contacted Paul. We are about helping out the District. We did all the new cabling for the new building as well as setting up TVPOA as well.

Director Pinard asked if this was an annual contract and about the time and travel?

Mr. Cortinas stated travel time is \$150 an hour and under contract it is \$65. I don't nickel and dime you guys and I very rarely charge for time and travel and this last project there was time and travel on because of the cabling. You are under warranty for the cabling and we wanted to keep that warranty so the company charged time and travel.

Paul Hightower this is an annually contract from March to March.

Mark Cortinas stated if the Board decided to go with another IT company there is a 60 day notice period in the contract.

Director Pinard stated she has known Mark for about 20 years and he has always been very accessible. He is only a phone call away. I have no comparison with this other company I am sure they are just as good. It is real important that we have someone locally.

Mark Cortinas stated we have a home office in Georgetown but we are looking to expand.

President O'Hanlon asked what type of servers we have?

Mr. Cortinas stated you have virtual servers. One is a sequel and the other is a domain.

President O'Hanlon asked what does backup and recovering mean?

Mr. Cortinas stated that means that your server is backed up 13 times a day and that is backed up in the cloud so if your server every goes down we can bring you back up within about 15 to 20 minutes.

Director Kier asked how big is the company?

Mr. Cortinas stated there is 5 in the office and we have a help desk and the network operation side is nationwide which is contracted out.

President O'Hanlon stated we will come back to this item after Executive Session.

After Executive Session President O'Hanlon asked Paul Hightower for his recommendation on IT Services from the 2 proposal he received.

Mr. Hightower stated he is open to either company. In the past, he has heard there has been some response issues with Coeus regarding emails but Coeus has always responded to his request quickly. We use the chat desk. Systemverse seems like a

solid company as well. Both offer full support. Pricing is close. Systemverse does not have a travel charge.

President O'Hanlon stated the email accounts for the committee members do not work right and her personal access into her account she receives a certificate error every time and that is basic management. This has been an issue since June and hasn't been resolved.

Motion: Sam Kier moved to go with Systemverse because it is cheaper. Seconded: Scott Ferguson.

Director Carmack stated he asked questions about transferring service and was told that there were many issues during the transfer of services.

Director Ferguson stated that the system is very simple.

Paul Hightower stated the biggest issues is going to be getting the passwords for the system and there shouldn't be much down time. Switching the systems will be done on off hours.

Director Kier stated didn't the current providers price come in much higher on equipment that than Systemverse.

Paul Hightower stated it was about 2k higher.

Vote: Four (4) in favor, motion carries.

Tony Corbett stated the Board needs to talk to the Coeus about the 60 day notice period in the contract.

- 8.) Discussion and possible action regarding approval of contract by BEFCO Engineering, Inc. to provide engineering, surveying, and construction administration services relating to 2019 Road Plan Improvement Projects Paul Hightower stated this contract is about working out the logistics on the surveying and engineering for the 2.8 miles of road construction are about to start this year. I have had several meetings with the county and BEFCO regarding the contract and we are looking for the most cost-effective way to save the District some money.

President O'Hanlon stated the Board will be discussing this more in Executive Session with the attorney then they will come back to this item.

Motion: Sam Kier moved to accept the BEFCO contract with the stipulation that the District would approve BEFCO to start task on our request. Seconded: Butch Carmack. Vote: Four (4) in favor, motion carries.

- 9.) Discussion and possible action regarding the following items on the General Managers report-

Paul Hightower reported on the following items:

9a. Installation of radio read water meters

As of 2/1/2019 we have approximately 75 meter left for installation.

9b. Status of TTHM compliance:

We received the 2nd round of samples and according to our results, thought they could have been botched. We decided to run a 3rd round of testing and this was completed on January 17th. We are hoping to have some results in very soon to move forward on. Once we receive these, we can meet with Charles to discuss the outcome and forward movement. I still believe that aeration is a strong possibility but it equates to a lot more maintenance for the future as well. We can bring all our possibilities to the table and weigh them all out once we have some better results.

9c. Update on district water plants and lift stations:

No major projects or updates needed at this time.

9d. Update on fencing at the maintenance building:

Issues on the contractor's side has pushed them back a few weeks. We met on-site for a pre-construction meeting and they have started the project. Pending weather, they should have a 3-4 week completion period.

9e. Overall FEMA update:

Projects are about 90% complete. Weather & machine complications have slowed down the completion time. A phone line was also hit which put one project to a stop. We hope to have these completed by March pending weather. A couple of the larger projects will require a solid week of good weather for concrete or flowable fill to be used.

9f. Water, wastewater, road repairs, maintenance & improvement projects update:

No major updates at this time.

9g. Employee updates:

We have filled our #2 position. Ray Warren comes to us with 25 years of experience in ditch and ROW work. He is very experienced in cutting grades, repairing culverts and general backhoe work. He is willing to work for us for 2-3 years full time then offered to help train replacements when such time comes.

We are in the process of hiring someone for our #1 position. He has several years of experience on a maintainer. We will send him to some detailed training classed offered from TxLAP thru the county which will not cost the district any money

other than travel. He will get some hands on and detailed experience for crowning roads among other knowledge.

Also, we are in the process of hiring a young lady to handle our communications and social media side of things. She comes to us with almost 9 years of PR, web hosting, coding and OS experience. She attended school in Virginia for Internet Programming & Design as well as Database Design and Management. I think she will be an asset to have on-board making the transition to a new server and webmail hosting service.

9h. Employee Communications:

The first round of county radios have been ordered and due to arrive this month. It will be great to test these with the new road employees coming onboard.

9i. Inter-Connects with Local Water Suppliers:

This is still pending. We are waiting on AWSC to complete the feasibility study so that we can determine a rate structure. At the current rates which is what I expect them to be, within a standard flow of 350k a day or roughly 10mg a month, we could expect a \$25,700 monthly water bill. How this would round off against the O&M of an aeration package vs the intended results have yet to be determined.

9j. GM Vehicle Update:

In November, the board voted to purchase a GM vehicle with a \$40k cap. After much thought and price shopping, we purchased a 2018 Ford Explorer for \$27,500. This offers a little more room and comfort when traveling to schools etc. and has been offered to the office employees as well for running errands or attending schools when needed.

Mr. Hightower also stated the District has received notice from TCEQ that they have renewed our Superior Water Rating.

- 10.) Discussion and possible action regarding Office Building Renovation or Construction of New Building, including Potential Sale or Development of the District Land on which the building is located

President O'Hanlon stated Mr. Hightower has been gathering information for the Board on our many options for the office building.

Mr. Hightower stated he spoke with Mike Kamerlander from the Bastrop Economic Development Corporation regards Director Kier's idea of a public-private partnership. Mr. Kamerlander stated he is not sure about the drive in this area, but it would be a good idea and he would reach out to some developers and get back with him.

Mr. Hightower read a letter that Mr. Kamerlander wrote to Paul. The letter stated that BEDC was interested in working with the District and that getting access to highway 71 would be a good idea.

Mr. Hightower stated that the property in front of the wells is 2 parcels so the District would have to have it's that area replatted before they could build. The building could be metal but there is a 50% rule on any side that is facing or adjacent to any street or residential zoning district shall have 50% of siding, masonry, wood or glass. Mr. Hightower is still waiting on clarification on questions.

Director Kier stated they are building a new office building next to Dollar General and he read that the building is 5000 square feet and the cost was \$600,000 so he suggested Paul see what type of building it is and suggested Paul try to contact Sac N Pac.

President O'Hanlon reminded the Board that we have had many discussions about the building but have made no formal actions. We need to come up with a plan. Do we need to form a committee to help Paul with all the options?

Mr. Hightower stated he would like to nominate President O'Hanlon and Director Pinard.

Director Pinard stated her concern is the traffic on Tahitian Drive by the Walgreens but she also likes the office being by the maintenance building, but drainage is the issue in that area.

Director Kier stated this also needs to be coupled with committee we are forming dealing with the capital improvements and water issues.

Motion: Mary Beth O'Hanlon moved to create a committee to begin studying our options pros and cons and data needed to make a decision around replacing or rebuilding our office building. The committee will consist or Karen Pinard and myself, the committee function in conjunction with the committee looking at the capital improvements. Seconded: Sam Kier. Vote: Four (4) in favor, motion carries.

- 11.) Discussion and possible action regarding Commercial Wastewater Rates
Paul Hightower stated the District has 18 commercial accounts but has 23 services because the apartments have five wastewater connections. This is informational only. The District currently has a flat rate for wastewater for \$86.00 per month. We are the highest in the area. The TRWA formula was used to come up with suggested rates. We have been taking a bit hit on wastewater for replacing the pumps from the hair salon.

Director Kier stated the current wastewater rates cover the debt and what we are paying to the City of Bastrop for pumpage.

President O'Hanlon stated this was great information.

Director Kier suggested Paul Hightower make a proposal to the Board on commercial wastewater rates.

Mr. Hightower asked the Board if they had any input, thoughts or suggestions.

Director Kier stated personally he thinks commercial should pay a fee for their usage above what residential customers pay.

Director Pinard stated it needs to be consistent.

Tony Corbett stated you need to establish a different customer class for commercial wastewater for those 18 customers.

President O'Hanlon stated she is looking for a fair and equitable commercial rate structure but something that goes beyond for customer that are costing us and are residential a considerable amount of money.

Mr. Hightower stated he will sit and have discussion with Tony Corbett for his thoughts.

- 12.) Discussion and possible action regarding investment of District Funds
Paul Hightower stated Director Kier suggested we take the amount we should have in reserve for the loan and put it into CD's. The amount is about \$435,000. We asked Municipal to get some rates on CD's for us. Those rates are in your packet. The best rate 2.29% from Frontier Bank for 2 years. We can take the money from the money market account.

Director Kier stated we would take the 2 money market for the \$177k and take \$258 from the First National Bank TWDB account which would get us to the \$435k and roll those funds into a 2-year CD at 2.29%. The contract with TWDB stated we must have a reserve account in the amount of \$435k mark as restricted cash which is one year of our payment.

Tony Corbett asked the Board if they have investigated TX Pool. It is an Interlocal Government Investment pool that only public entities are eligible for. It is 100% liquid and about a month ago it was paying 2.25% and was going up. You may want to contact Municipal Accounts about TX Pool.

Director Kier stated he likes the idea of putting the money aside with the capital planning that we need to do.

No motion needed we will bring this back next month.

President O'Hanlon stated the next 3 items on the agenda are Interlocal Agreements between the District and the County we will take final if needed after Executive Session but we did want to talk about them briefly.

Paul Hightower stated for today we only have Items 13 and 15 to discuss.

- 13.) Discussion and possible action regarding approval of Interlocal Agreement with Bastrop County for the use of road maintenance equipment
Paul Hightower stated this Interlocal Agreement addresses the use of County equipment, this has been reviewed and Judge Pape has signed the agreement. The County is going to provide the equipment and training and the District will provide the personal to work on the roads. The equipment includes a grader, roller and water truck as needed.

President O'Hanlon asked if the attorney has reviewed and amendments made is there a need to go into Executive Session.

Tony Corbett wanted to review the Interlocal Agreement before any decision is made.

Director Kier asked if we have the insurance policy ready.

Paul Hightower responded yes, TML is just waiting on the Interlocal Agreement.

Motion: Sam Kier accept the Interlocal Agreement with the County for the use of road maintenance equipment. Seconded: Scott Ferguson. Vote: Four (4) in favor, motion carries.

- 14.) Discussion and possible action regarding approval of Interlocal Agreement with Bastrop County relating to 2019/2020 road improvement projects

This was Tabled.

- 15.) Discussion and possible action regarding approval of Interlocal Agreement with Bastrop County relating to Ulupua Road Cost and Sharing
Paul Hightower stated this is going to be a cost sharing project. This is different from the past ILA's. The District will responsible for the engineered plans and surveys as well a purchasing the culverts and installation of culverts. The county will be responsible for all materials and labor for the project.

Tony Corbett stated that it is different from the past ILA's this will be a County project but the District will provided some services.

Director Kier asked what size culvert and what is the cost for engineering?

Paul stated it is a 48 inch culvert and not sure yet about the engineering, we are still working on the cost.

President O'Hanlon stated we will discuss this in Executive Session.

Motion: Karen Pinard moved to Table Item # 15. Seconded: Butch Carmack. Vote: Four (4) in favor, motion carries.

Tony Corbett informed Commissioner Hamner there were a couple of issues on the ILA and Mr. Hightower will be contacting you about.

- 16.) Discussion and possible action relating to acquisition of Unit 5, Lot 942, Block 14, Tahitian Village, including purchase of such property or conveyance of real property in exchange for such property
Paul Hightower stated this a lot that should have been marked has part of the drainage plan but it was missed we have offered to purchase this lot from her but it would need to be discussed in Executive Session.

Motion: Butch Carmack moved to make an offer on Unit 5 Block 14 Lot 942 and pay any expenses the owner is out on the property. Seconded: Sam Kier. Vote: Four (4) in favor, motion carries.

- 17.) Executive Session-

- a. Pursuant to Section 551.071 of the Texas Open Meetings Act, the Board will consult with its attorney in Executive Session to seek legal opinion and advice regarding the contracts that are referenced in Agenda Item Nos. 7, 8, 13, 14 and 15;
- b. Pursuant to Section 551.071 of the Texas Open Meetings Act, the Board will consult with its attorney in Executive Session to seek legal opinion and advice regarding the District's Road Committee, including committee membership and operation matters; and
- c. Pursuant to Section 551.072 of the Texas Open Meetings Act, the Board may deliberate the purchase, exchange, or value of real property; and
- d. The Board may also discuss in Executive Session any other item referenced on this Agenda when authorized pursuant to the applicable section of Subchapter D, Chapter 551, Texas Government Code, of the Texas Open Meetings Act.

President O'Hanlon announced at 8:25 p.m. that the Board will meet in Executive Session regarding the listed items in Agenda item #17.

- 18.) Discussion and possible action regarding matters discussed in Executive Session.

The Board Adjourned Executive Session at 9:18 p.m.

No Action or decisions were made in Executive Session.

President O'Hanlon stated they will go back to the items they put on hold for discussion for executive Session.

19.) Discussion and possible action regarding the following matters related to the Road Committee –

- a) Monthly meeting update;
- b) Proposed updates to 5-year road plan; and
- c) Committee Membership.

Director Ferguson stated the Road Committee met last week and had a very productive meeting. Some residents attended the meeting to bring up some issues with their roads and the crew was able to appease them. The Committee made some updates to the 5-year plan. The plan will be sent to the Board for their review.

Motion: Scott Ferguson moved to remove Stephen Ross from the Road Committee. Seconded: Karen Pinard. Vote: Four (4) in favor, motion carries.

- 20.) Board suggestions on future agenda items-
- a. Establish advisory committee with representatives of the Property Owners Association and the District relating to future uses or disposition of reserve properties
 - b. Establishment of Capital Improvement Plan
 - c. Other future agenda items.

No additional items were added.

- 21.) Discussion and possible action regarding Release of Liens held by District on Real Property
Alma Rodriguez presented the Release of Liens.

Motion: Karen Pinard moved to approve the Release of Liens. Seconded: Sam Kier. Vote: Four (4) in favor, motion carries.


- 22.) Adjourn

Motion: Sam Kier moved to adjourn the meeting. Seconded: Karen Pinard. Vote: Four (4) in favor, motion carries.

MEETING ADJOURNED AT 9:41 P.M.

Board Director

Date



MUNICIPAL ACCOUNTS
& CONSULTING, L.P.

Bastrop County Water Control & Improvement District No. 2

Bookkeeper's Report

January 31, 2019

Bastrop WCID No 2 - Water/Wastewater
Cash Flow Report - Operating Water Account
As of January 31, 2019

Num	Name	Memo	Amount	Balance
BALANCE AS OF 01/01/2019				\$263,894.99
Receipts				
	Payment from Standby Fund		1,069.30	
	Payment from Road Fund		40,191.33	
	Payment from Road Fund		202.50	
	Interest Earned on Checking		33.54	
	Refund from Oveido & Paul Hightower		332.41	
	Accounts Receivable-W		188,346.32	
	Accounts Receivable - Pump/TWDB Reserve		12,766.42	
Total Receipts				242,941.82
Disbursements				
22286	Alma Rodriguez.	Mileage	(80.28)	
22287	AT&T	Telephone Expense - Lift Station	(113.26)	
22288	AT&T Mobility	Telephone Expense	(61.63)	
22289	BlueCross BlueShield of Texas	Insurance	(12,789.38)	
22290	Card Service Center	Credit Card Expense	(3,002.54)	
22291	Coeus Networks	Computer Tech	(1,092.50)	
22292	Dental Select	Dental Insurance	(316.80)	
22293	Ferguson Enterprises, Inc. #1105	Materials	(1,762.03)	
22294	Freida Reed.	Mileage Reimbursement	(89.71)	
22295	Gene Kruppa P.E.	GM Services	(1,211.28)	
22296	IHS Landscaping & Services Inc	Mowing	(1,044.00)	
22297	Matrix Imaging Solutions (C)	Printing	(336.00)	
22298	Municipal Accounts & Consulting L.P.	Bookkeeping Fees	(4,372.54)	
22299	Neopost USA Inc.	Office Equipment Lease	(413.21)	
22300	Patricia Lujan	Mileage	(59.84)	
22301	Quill Corporation	Office Supplies	(611.21)	
22302	Time Warner Cable	Telephone/Internet	(156.38)	
22303	TRWA	Dues & Subscriptions	(2,125.00)	
22304	Tyler Technologies Inc	Maint Agreement Incode	(796.45)	
22305	Walmart Community/SYNCB	VOID: Office Supplies	0.00	
22306	Wells Fargo Vendor Fin Serv	Office Equip Lease	(451.86)	
22307	Wex Bank	Fuel	(1,486.55)	
22308	Xerox Corporation	Office Leased Equipment	(397.20)	
22309	Ameriflex Business Solutions	FSA Purchases	(4.37)	
22310	Aqua Water Supply Corporation	Water Samples	(125.00)	
22311	DPC Industries, Inc.	Chemicals	(235.18)	
22312	Environmental Improvements, Inc	Grinder Pump Repair	(8,028.27)	
22313	Fluid Meter Service, Corp	Meters	(19,968.00)	
22314	La Grange NAPA	Maintenance	(518.17)	
22315	Lost Pines Groundwater Conservation Distr	Ground Water Assessment	(1,634.95)	
22316	Lowe's Business Account	Materials	(1,513.81)	
22317	Paul Hightower	Mileage Reimbursement	(280.13)	
22318	Tyler Technologies Inc	Maint Agreement Incode	(3,313.75)	
22319	Waste Connections	Garbage	(79.93)	
22320	Wells Fargo Vendor Fin Serv	Office Equip Lease	(434.28)	
22321	Rose M Charlotten Cruz	Customer Deposit Refund	(29.85)	
22322	Cindy & George Goertz	Customer Deposit Refund	(21.16)	
22323	Kevin White	Customer Deposit Refund	(198.21)	
22324	Pamela Green	Customer Deposit Refund	(167.53)	
22325	Gary V & Marcele F Rasser	Customer Deposit Refund	(19.32)	

Bastrop WCID No 2 - Water/Wastewater
Cash Flow Report - Operating Water Account
As of January 31, 2019

Num	Name	Memo	Amount	Balance
Disbursements				
22326	One Stop Leasing & Prop Mana	Customer Deposit Refund	(184.81)	
22327	Irma Vergara	Customer Deposit Refund	(64.70)	
22328	Jake Smiley & Meggie Dominguez	Customer Deposit Refund	(71.85)	
22329	Bryce Hanna & Mikaela Schae Salinas	Customer Deposit Refund	(130.90)	
22330	Sherry Schena	Customer Deposit Refund	(166.05)	
22331	Texas One Star Realty	Customer Deposit Refund	(165.27)	
22332	Garrett Hand	Customer Deposit Refund	(74.88)	
22333	Patricia & Miles Marrow	Customer Deposit Refund	(116.35)	
22334	James R & Tracy A Warren	Customer Deposit Refund	(19.74)	
22335	Ameriflex Business Solutions	FSA Purchases	(25.00)	
22336	Bastrop WCID No 2 - W/W	WasteWater Service	(144.29)	
22337	Bastrop WCID No 2 - Water	Purchase Water Expense	(269.44)	
22338	BEFCO Engineering, Inc	Engineering Fee - Mapping	(915.00)	
22339	Cintas Corporation #86	Uniforms	(1,073.49)	
22340	City of Bastrop.	Office Expense	(2,725.00)	
22341	Ferguson Enterprises, Inc. #1105	Maintenance	(692.05)	
22342	Fluid Meter Service, Corp	Meters	(7,230.00)	
22343	Home Depot	Materials & Maintenance	(215.37)	
22344	Humana	Insurance Premium	(110.84)	
22345	Legacy Ford	Vehicle	(27,681.56)	
22346	Professional Image Communications	Phones	(380.00)	
22347	Quill Corporation	Office Supplies	(67.17)	
22348	TCEQ	2018 Annual Revenue & Regulatory Fee	(9,692.16)	
22349	Time Warner Cable	Telephone/Internet	(100.51)	
22350	Unum Life Insurance Company	Insurance Premium	(503.80)	
22351	DPC Industries, Inc.	Chemicals	(170.00)	
22352	Environmental Improvements, Inc	Grinder Pump Repair	(8,028.27)	
22353	Ferguson Enterprises, Inc. #1105	Repairs & Maintenance	(834.68)	
22354	Frontier Communications	Answering Service	(67.26)	
22355	McCoy's Building Supply Corp	Materials	(302.65)	
22356	Neopost USA Inc.	Office Equipment Lease	(413.21)	
22357	Walmart Community/SYNCB	Office Supplies	(262.72)	
ACH	Walmart Community/SYNCB	Office Supplies	(8.60)	
EFT	Bluebonnet Electric Coop	Ulility	(4,107.81)	
EFT	City of Bastrop	Purchase Sewer Service	(9,423.10)	
EFT	Bastrop WCID No 2	TCDRS - Retirement Payment	(5,526.27)	
INT/SRV	Bastrop WCID No 2	Credit Card Discount Fees	(1,739.82)	
INT/SRV	Bastrop WCID No 2	Customer Charge Back Items	(93.67)	
INT/SRV	Bastrop WCID No 2	Bank Fee	(30.00)	
PAYROLL	Bastrop WCID No 2 - Water	Payroll - 12/19/2018 - 01/01/2019	(17,246.87)	
PAYROLL	Bastrop WCID No 2 - Water	Payroll - 01/02/2019 - 01/15/2019	(17,655.69)	
PAYROLL	John Hancock	401K Payments - John Hancock	(357.12)	
PAYROLL	John Hancock	401K Payments - John Hancock	(357.12)	
PAYROLL	Alliance Payroll	Payroll Fees	(328.20)	
PAYROLL	United States Treasury	Payroll Liabilites	(17,588.28)	
PAYROLL	Bastrop WCID No 2 - Water	Payroll - 01/16/2019 - 01/29/2019	(17,442.45)	
RCT/TRN	Bastrop WCID No 2	Transfer to WW-Annual TWDB - December	(30,837.22)	
RCT/TRN	Bastrop WCID No 2	Transfer to Water Reserve Savings - December	(5,441.86)	
Total Disbursements			(260,424.66)	(260,424.66)
BALANCE AS OF 01/31/2019				\$246,412.15

Bastrop WCID No 2 - Water/Wastewater
Cash Flow Report - TWDB WW Account
 As of January 31, 2019

Num	Name	Memo	Amount	Balance
BALANCE AS OF 01/01/2019				\$572.00
Receipts				
	No Receipts Activity		0.00	
Total Receipts			<u>0.00</u>	0.00
Disbursements				
	No Disbursements Activity		0.00	
Total Disbursements			<u>0.00</u>	<u>0.00</u>
BALANCE AS OF 01/31/2019				<u><u>\$572.00</u></u>

Bastrop WCID No 2 - Standby
Cash Flow Report - Standby Operating Account
 As of January 31, 2019

Num	Name	Memo	Amount	Balance
BALANCE AS OF 01/01/2019				\$132,742.52
Receipts				
	Accounts Receivable		200.00	
	Accounts Receivable		207.00	
Total Receipts				407.00
Disbursements				
3928	Bastrop WCID No 2 Water	AP & Allocation	(1,069.30)	
3929	Mickey Bell	Overpayment Mickey Bell 80-062105	(72.00)	
Total Disbursements				(1,141.30)
BALANCE AS OF 01/31/2019				<u>\$132,008.22</u>

Bastrop WCID No 2 - Roads
Cash Flow Report - Road Const Operating Account
As of January 31, 2019

Num	Name	Memo	Amount	Balance
BALANCE AS OF 01/01/2019				\$48,975.91
Receipts				
	Accounts Receivable		129,165.15	
Total Receipts				129,165.15
Disbursements				
4975	Dallas County Constable PCT 1	Filing Fees 04-02-0174 Cause 423-6178 Short, Jame	(80.00)	
4976	Harris County Constable PCT 1	Filing Fee 05-06-0471 Cause 996-335 Q. Diane Cou	(150.00)	
4977	K3 Transport LLC	Materials	(2,843.36)	
4978	Maurice Cook, Bastrop County Sheriff	Filing Fees 4-15-1536 Cause 998-335 Kenya, Bobby	(150.00)	
4979	McCreary, Veselka, Bragg & Allen PC	Legal Fees 05-10-0690 Veselka, Donald C	(413.10)	
4980	Sarah Loucks, Bastrop Cty Dist. Clerk	Filing Fees R32420(998-335) Kenya, Bobby James	(24.00)	
4981	Tom Green Sheriff-Civil Process	Filing Fees 1-11-1137 Cause 997-335 Clawson Dan	(85.00)	
4982	Travis County Constable PCT 5	Filing Fees 04-15-1536 Cause 998-335 Kenya, Bobb	(75.00)	
4983	Dallas County Constable PCT 1	Filing Fees 01-11-1137 Cause 997-335 Clawson, Da	(80.00)	
4984	Denton County Constable PCT 1	Filing Fee 3-07-0133 Cause 996-21 Bowerman, Jaso	(75.00)	
4985	Harris County Constable PCT 1	Filing Fee 02-13-1160 Cause 999-21 Lafuente, Mich	(75.00)	
4986	Maurice Cook, Bastrop County Sheriff	Filing Fees 047-02-0174 Cause 423-6178 Short, Jam	(150.00)	
4987	McCreary, Veselka, Bragg & Allen PC	Legal Fees - December 2018 Suits	(2,678.52)	
4988	Sarah Loucks, Bastrop Cty Dist. Clerk	Filing Fees R37358(996-335) Courtney, Q Diane	(16.00)	
4989	Travis County Constable PCT 5	Filing Fees 01-11-1137 Cause 997-335 Clawson Da	(75.00)	
4990	Dallas County Constable PCT 1	Filing Fees 01-09-1253 Cause 998-21 Hastings, Mic	(80.00)	
4991	Harris County Constable PCT 1	VOID: Filing Fee 02-13-1160 Cause 999-21 Hastin	0.00	
4992	Maurice Cook, Bastrop County Sheriff	Filing Fees 02-13-1160 Cause 999-21 Lafuente, Mic	(75.00)	
4993	Sarah Loucks, Bastrop Cty Dist. Clerk	Filing Fees R37141(423-6178) Short, James T	(24.00)	
4994	Travis County Constable PCT 5	Filing Fees 01-09-1253 Cause 998-21 Hastings, Mic	(75.00)	
4995	Dallas County Constable PCT 1	Filing Fees 03-07-0133 Cause 996-21 Bowerman, Ja	(80.00)	
4996	Maurice Cook, Bastrop County Sheriff	Filing Fees 01-11-1137 Cause 997-335 Clawson, Da	(75.00)	
4997	Sarah Loucks, Bastrop Cty Dist. Clerk	Filing Fees R26353(999-21) Lafuente, Michael	(24.00)	
4998	Maurice Cook, Bastrop County Sheriff	Filing Fees 03-07-0133 Cause 996-21 Bowerman, Ja	(150.00)	
4999	Sarah Loucks, Bastrop Cty Dist. Clerk	Filing Fees R27818(997-335) Clawson, Daniel	(40.00)	
5000	Maurice Cook, Bastrop County Sheriff	Filing Fees 01-09-1253 Cause 998-21 Hasting, Mich	(75.00)	
5001	Sarah Loucks, Bastrop Cty Dist. Clerk	Filing Fees R25544(998-21) Hastings, Michelle	(32.00)	
5002	Sarah Loucks, Bastrop Cty Dist. Clerk	Filing Fees R32734(996-21) Bowerman, Jason	(40.00)	
5003	973 Materials, LLC	Materials	(2,394.10)	
5004	Bastrop County Tax Assessor-Collector	Other - R31817 Mariska, Annette J Veselka	(39.73)	
5005	Bastrop WCID No 2 Water	AP & Allocation	(40,393.83)	
5006	Carlton Industries, LP	Safety Supplies	(94.02)	
5007	K3 Transport LLC	Transport	(9,366.72)	
5008	McCoy's Corporation	Materials	(279.80)	
5009	Smith Supply Company	Materials	(31.00)	
5010	Alliance Geotechnical Group	Professional Services	(305.00)	
5011	McCreary, Veselka, Bragg & Allen PC	Legal Fees - 01-09-1204/1205 (R25168/R251763)	(830.40)	
5012	Terra Excavation and Construction LLC	Repairs	(5,000.00)	
FEES	Bastrop WCID No 2 RC	Credit Card Discount Fees	(1,982.31)	
FEES	Bastrop WCID No 2 RC	Customer Returned Item	(90.00)	
FEES	Bastrop WCID No 2 RC	Standby Transfer	(200.00)	
Total Disbursements				(68,746.89)
BALANCE AS OF 01/31/2019				\$109,394.17

Bastrop County Water Control & Improvement District No. 2

Account Balances

As of January 31, 2019

Financial Institution (Acct Number)	Issue Date	Maturity Date	Interest Rate	Account Balance	Notes
Fund: Water/Wastewater					
Certificates of Deposit					
CADENCE BANK (XXXX8631)	08/09/2018	02/10/2019	2.00 %	150,000.00	Water
BUSINESS BANK OF TX, NA (XXXX425)	09/06/2018	03/05/2019	2.10 %	150,000.00	Water
TEXAS CAPITAL BANK (XXXX0326)	11/05/2018	04/04/2019	2.37 %	150,000.00	Water
UNITED TEXAS BANK (XXXX6344)	12/06/2018	05/06/2019	2.49 %	150,000.00	Water
REGIONS BANK (XXXX1889)	12/05/2018	06/02/2019	2.51 %	153,053.21	Water
BANCORPSOUTH (XXXX2871)	01/10/2019	07/09/2019	2.35 %	150,000.00	Water
Money Market Funds					
AMEGY BANK - TRUST (XXXX1041)	01/01/2017		1.20 %	626,567.23	WW-ESC TWDB Loan
FIRST NATIONAL BANK BASTR (XXXX3903)	01/01/2017		0.25 %	55,735.08	WW-TWDB 5 Yr Res
FIRST NATIONAL BANK BASTR (XXXX4385)	01/01/2017		0.25 %	534,091.04	WW-Annual TWDB
FIRST NATIONAL BANK BASTR (XXXX5076)	01/01/2017		0.25 %	70,955.02	Water MM
FIRST NATIONAL BANK BASTR (XXXX7248)	01/01/2017		0.25 %	120,980.10	W-TWDB 5 Yr Res
FIRST NATIONAL BANK BASTR (XXXX3543)	01/01/2017		0.25 %	121,851.61	Water Cap Improv
Checking Account(s)					
FIRST NAT BASTR-CKING (XXXX1469)			0.10 %	246,412.15	Operating - Water
FIRST NAT BASTR-CKING (XXXX3289)			0.10 %	572.00	TWDB WW
Totals for Water/Wastewater Fund:				\$2,680,217.44	
Fund: Standby					
Checking Account(s)					
ROSCOE STATE BANK (XXXX2687)			0.10 %	132,008.22	Standby Operating
Totals for Standby Fund:				\$132,008.22	
Fund: Roads					
Money Market Funds					
ROSCOE STATE BANK (XXXX3131)	01/01/2016		0.50 %	181.69	Road Const MM
Checking Account(s)					
ROSCOE STATE BANK (XXXX2709)			0.10 %	109,394.17	Road Const Operating
Totals for Roads Fund:				\$109,575.86	
Grand total for Bastrop County Water Control & Improvement District No. 2:				\$2,921,801.52	

**Bastrop WCID No 2 - Water/Wastewater
Actual vs Budget Water**

January 2019

	Jan 19	Budget	Jan 19	YTD Budget	Annual Budget
Ordinary Income/Expense					
Income					
Water-Revenue					
14110 - TV Water Sales	102,581	108,333	102,581	108,333	1,300,000
14115 - Water Late Charge Income	1,805	2,083	1,805	2,083	25,000
14120 - TV Tap Fees	9,650	13,333	9,650	13,333	160,000
14125 - Capital Reserve Fee	5,215	0	5,215	0	0
14130 - Water Line Bore	1,200	2,333	1,200	2,333	28,000
14140 - Backflow Inspections	0	417	0	417	5,000
14145 - Returned Check Fee	0	17	0	17	200
14148 - Pools	0	23	0	23	275
14150 - Maps Sold	14	21	14	21	250
14155 - Office Rents	275	275	275	275	3,300
14160 - Other Income-W	434	1,000	434	1,000	180,000
14170 - Reconnect Fee	750	833	750	833	10,000
14175 - Interest-W	115	292	115	292	3,500
14180 - Copies & Faxes	1	4	1	4	50
14190 - Irrigation Systems	0	25	0	25	300
Total Water-Revenue	122,040	128,990	122,040	128,990	1,715,875
Total Income	122,040	128,990	122,040	128,990	1,715,875
Expense					
Water-Expense					
16100 - Payroll	56,714	56,500	56,714	56,500	678,000
16100a - Salaries	816	1,500	816	1,500	18,000
16100b - Over Time	377	208	377	208	2,500
16100c - Double Time	9,008	2,083	9,008	2,083	25,000
16100e - Holiday	1,639	2,083	1,639	2,083	25,000
16100f - Annual Leave	596	833	596	833	10,000
16100g - Sick	773	292	773	292	3,500
16100h - Personal Time	6,381	6,333	6,381	6,333	76,000
16100k - FICA	0	0	0	0	0
16100l - 401K	1,998	4,500	1,998	4,500	54,000
16100m - Retirement-Life	0	167	0	167	2,000
16100n - SUTA	0	917	0	917	11,000
16100o - Longevity Pay	359	83	359	83	1,000
16100p - FUTA	564	417	564	417	5,000
16100q - On Call Pay					
Total 16100 - Payroll	79,227	75,917	79,227	75,917	911,000
16110 - Health Insurance					
16110a - Insurance-Medical	16,305	12,917	16,305	12,917	155,000
16110b - Insurance-Dental	418	333	418	333	4,000
16110c - Insurance-Vision	102	133	102	133	1,600
16110d - HSA	0	125	0	125	1,500
16110e - Insurance-Life	470	500	470	500	6,000
Total 16110 - Health Insurance	17,293	14,008	17,293	14,008	168,100
16117 - Payroll Service Fee	328	258	328	258	3,100
		8			

**Bastrop WCID No 2 - Water/Wastewater
Actual vs Budget Water**

January 2019

	Jan 19	Budget	Jan 19	YTD Budget	Annual Budget
16118 - Hand Tools	0	417	0	417	5,000
16120 - Wellness Program	0	83	0	83	1,000
16121 - Uniforms-W	1,022	583	1,022	583	7,000
16122 - Mileage	230	667	230	667	8,000
16123 - Vehicle Usage	0	333	0	333	4,000
16124 - Admin Allocations	(11,129)	(7,333)	(11,129)	(7,333)	(88,000)
16125 - PPE Allocations	(9,879)	(13,883)	(9,879)	(13,883)	(166,600)
16125a - EOM Salary Reimburs from WW	(14,112)	(13,317)	(14,112)	(13,317)	(159,800)
16126 - Answering Service	190	208	190	208	2,500
16127 - Repairs-Contracted-W	0	125	0	125	1,500
16128 - Maint Agreement-Hand Held	0	208	0	208	2,500
16128a - Contracted Taps - Water	0	583	0	583	7,000
16129 - Maint Agreement-Incode-W	796	1,083	796	1,083	13,000
16130 - Office Equip Lease	1,245	1,250	1,245	1,250	15,000
16131 - Pest Control	0	25	0	25	300
16133a - Security Agreement	1,355	25	1,355	25	300
16135 - Garbage	80	83	80	83	1,000
16136 - Cleaning-Maint Building	400	250	400	250	3,000
16138 - Chemicals-Chlorine	0	1,333	0	1,333	16,000
16138a - Contract Labor	0	417	0	417	5,000
16139 - Field Equip Rental-W	0	833	0	833	10,000
16140 - Fuel-W	529	1,000	529	1,000	12,000
16141 - Repairs & Maint-W	0	1,500	0	1,500	18,000
16142 - Materials-W	826	5,417	826	5,417	65,000
16144 - Safety Supplies-W	86	333	86	333	4,000
16145 - Damage Claims	0	2,083	0	2,083	25,000
16146 - Water Samples	125	1,000	125	1,000	12,000
16147 - Repairs & Maint-Water Well	2,036	2,083	2,036	2,083	25,000
16149 - Computer-W	7,713	2,083	7,713	2,083	25,000
16150 - Depreciation-W	0	16,833	0	16,833	202,000
16151 - Dues & Subscriptions	0	67	0	67	800
16152 - Election Costs	0	250	0	250	3,000
16153 - Fax	0	8	0	8	100
16154 - Late Fees-W	38	125	38	125	1,500
16155 - Internet	0	167	0	167	2,000
16156 - Printing-W	676	833	676	833	10,000
16156a - Janitorial Supplies	0	17	0	17	200
16157 - Office Supplies-W	393	417	393	417	5,000
16158 - Misc-W	223	5,667	223	5,667	68,000
16159 - Medical-W	0	42	0	42	500
16160 - Misc Office-W	3,172	208	3,172	208	2,500
16161 - Pre-Employment Screening	551	42	551	42	500
16163 - Postage	3,601	1,250	3,601	1,250	15,000
16164 - Public Notice	0	250	0	250	3,000
16165 - Telephone-W	497	833	497	833	10,000
16166 - License-W	0	208	0	208	2,500
16166a - Advertising	0	42	0	42	500
16167 - Bank Fees-W	30	42	30	42	500
16169 - TCEQ Fees-W	0	667	0	667	8,000
16171 - CC Fees	1,740	2,500	1,740	2,500	30,000
16172 - Interest Bonds-W	2,317	2,375	2,317	2,375	28,500

**Bastrop WCID No 2 - Water/Wastewater
Actual vs Budget Water**

January 2019

	Jan 19	Budget	Jan 19	YTD Budget	Annual Budget
16174 - Accounting-W	1,377	1,458	1,377	1,458	17,500
16175 - Appraiser	0	125	0	125	1,500
16176 - Audit-W	0	833	0	833	10,000
16177 - Engineering-W	0	3,750	0	3,750	45,000
16178 - Legal-W	1,750	2,500	1,750	2,500	30,000
16179 - Insurance-W	0	458	0	458	5,500
16179a - Insurance-Property-W	0	142	0	142	1,700
16179b - Insurance-Vehicles-W	0	17	0	17	200
16179c - Insurance-Misc-W	0	42	0	42	500
16179d - Insurance-E&O-W	0	75	0	75	900
16179e - Insurance-Liability-W	0	25	0	25	300
16179f - Insurance-Bonding	285	417	285	417	5,000
16179g - Insurance-FSA	215	333	215	333	4,000
16179h - Insurance-WC-W	0	458	0	458	5,500
16179i - Insurance- Wells	0	458	0	458	5,500
Total 16179 - Insurance-W	499	1,967	499	1,967	23,600
16180 - Repairs-Bldg-W	781	2,083	781	2,083	25,000
16181 - Repairs-Equip-W	75	417	75	417	5,000
16182 - Repairs-Vehicles-W	2,984	500	2,984	500	6,000
16182a - Yard Maintenance-Mowing	1,044	1,250	1,044	1,250	15,000
16183 - Travel	0	42	0	42	500
16183a - Travel-Air	0	333	0	333	4,000
16183b - Travel-Lodging	65	83	65	83	1,000
16183c - Travel-Meals	0	21	0	21	250
16183d - Travel-Rental Car	0	0	0	0	0
Total 16183 - Travel	65	479	65	479	5,750
16184 - Training-W	1,183	417	1,183	417	5,000
16185 - Electricity	0	167	0	167	2,000
16185a - Electricity-Maint Bldg	0	583	0	583	7,000
16185b - Electricity-Office Bldg	0	3,750	0	3,750	45,000
16185c - Electricity-Wells	0	42	0	42	500
16185d - Electricity-WW Lift Station	0	4,542	0	4,542	54,500
Total 16185 - Electricity	0	4,542	0	4,542	54,500
16186 - Water-Maint Bldg	0	142	0	142	1,700
16187 - Water-Office Bldg	1,071	158	1,071	158	1,900
16188 - Computer Supplies	236	833	236	833	10,000
16189 - Labor-Service Lines & Tap-W	0	2,083	0	2,083	25,000
16196 - Permits	0	100	0	100	1,200
16197 - Small Equipment Purchases	0	333	0	333	4,000
Total Water-Expense	102,661	136,471	102,661	136,471	1,637,650
Total Expense	102,661	136,471	102,661	136,471	1,637,650
Net Ordinary Income	19,379	(7,482)	19,379	(7,482)	78,225
Other Income/Expense					

**Bastrop WCID No 2 - Water/Wastewater
Actual vs Budget Water**

January 2019

	Jan 19	Budget	Jan 19	YTD Budget	Annual Budget
Other Income					
14000 · Assigned Surplus	0	26,090	0	26,090	313,075
Total Other Income	0	26,090	0	26,090	313,075
Other Expense					
Capital Outlay-W					
17100 · Vehicles-W	27,682	6,667	27,682	6,667	80,000
17101 · Equipment-W	0	8,333	0	8,333	100,000
17102 · Meters-W	7,230	833	7,230	833	10,000
17103 · Furniture & Fixtures-W	0	1,667	0	1,667	20,000
17104 · Software-W	0	2,083	0	2,083	25,000
17106 · Line Extension-W	0	6,250	0	6,250	75,000
17107 · Buildings-W	0	1,667	0	1,667	20,000
17108 · Water Line Improvements-W	0	2,500	0	2,500	30,000
17109 · Capital Outlay Culverts-W	0	2,500	0	2,500	30,000
17121 · Water Well Cap Improv-W	0	108	0	108	1,300
Total Capital Outlay-W	34,912	32,608	34,912	32,608	391,300
Total Other Expense	34,912	32,608	34,912	32,608	391,300
Net Other Income	(34,912)	(6,519)	(34,912)	(6,519)	(78,225)
Net Income	(15,532)	(14,000)	(15,532)	(14,000)	0

Bastrop WCID No 2 - Water/Wastewater
Actual vs Budget Wastewater
 January 2019

	Jan 19	Budget	Jan 19	YTD Budget	Annual Budget
Ordinary Income/Expense					
Income					
Wastewater-Revenue					
14215 · WW Fees	59,972	60,892	59,972	60,892	730,700
14220 · WW Bore	550	583	550	583	7,000
14225 · WW Tap Fees	15,057	20,167	15,057	20,167	242,000
14230 · Pump Maintenance	527	500	527	500	6,000
14235 · Debt Service Reserve Fee	7,823	12,750	7,823	12,750	153,000
14275 · Interest-WW Reserve	15	25	15	25	300
14276 · Interest-WW	1,294	667	1,294	667	8,000
14280 · Other Income-WW	20	0	20	0	0
Total Wastewater-Revenue	85,258	95,583	85,258	95,583	1,147,000
Total Income	85,258	95,583	85,258	95,583	1,147,000
Expense					
Wastewater-Expense					
16221 · Uniforms-WW	862	583	862	583	7,000
16222 · W/W Salary Allocations	14,112	13,317	14,112	13,317	159,800
16229 · Maint Agreement-Incode-WW	0	333	0	333	4,000
16233 · Lift Station Admin Service Fee	0	146	0	146	1,750
16239 · Field Equip Rental-WW	0	833	0	833	10,000
16240 · Fuel-WW	529	875	529	875	10,500
16241 · Repairs & Maint-WW	0	1,333	0	1,333	16,000
16242 · Materials-WW	954	2,917	954	2,917	35,000
16243 · Meter Testing-WW	0	19	0	19	225
16244 · Safety Supplies-WW	0	250	0	250	3,000
16247 · Repairs & Maint-Lift Stat-WW	0	833	0	833	10,000
16248 · Grinder Pump Repair-WW	8,028	1,667	8,028	1,667	20,000
16250 · Depreciation-WW	0	40,000	0	40,000	480,000
16251 · Tools	0	292	0	292	3,500
16257 · Office Supplies-WW	0	17	0	17	200
16258 · Misc-WW	0	50	0	50	600
16259 · Medical-WW	0	25	0	25	300
16260 · Op & Maint-City of Bastrop-WW	9,423	17,500	9,423	17,500	210,000
16265 · Telephone-WW	0	83	0	83	1,000
16266 · License-WW	0	50	0	50	600
16268 · Filing Fees-WW	0	33	0	33	400
16269 · TCEQ Fees-WW	0	267	0	267	3,200
16272 · Interest Bonds-WW	13,129	13,458	13,129	13,458	161,500
16274 · Accounting-WW	1,224	1,458	1,224	1,458	17,500
16276 · Audit-WW	0	833	0	833	10,000
16277 · Engineering-WW	0	833	0	833	10,000
16278 · Legal-WW	0	83	0	83	1,000
16279 · Insurance-WW	0		0		

Bastrop WCID No 2 - Water/Wastewater
Actual vs Budget Wastewater
 January 2019

	Jan 19	Budget	Jan 19	YTD Budget	Annual Budget
16279a · Insurance-Property-WW	0	250	0	250	3,000
16279b · Insurance-Vehicles-WW	0	150	0	150	1,800
16279c · Insurance-Misc-WW	0	42	0	42	500
16279d · Insurance-E&O-WW	0	42	0	42	500
16279e · Insurance-Liability-WW	0	75	0	75	900
16279h · Insurance-WC-WW	215	417	215	417	5,000
Total 16279 · Insurance-WW	215	975	215	975	11,700
16281 · Repairs-Equip-WW	0	417	0	417	5,000
16282 · Repairs-Vehicles-WW	0	333	0	333	4,000
16283 · Yard Maintenance-Mowing	0	208	0	208	2,500
16284 · Training-WW	0	83	0	83	1,000
16285 · Electricity-Lift Stations	0	417	0	417	5,000
16286 · Water-Lift Stations	0	1,000	0	1,000	12,000
16289 · Labor-Service Lines & Tap-WW	0	167	0	167	2,000
16294 · Travel - Lodging	0	42	0	42	500
16295 · Travel - Meals	0	17	0	17	200
16296 · Travel - Rental Car	0	17	0	17	200
16297 · Small Equipment Purchaes-WW	0	83	0	83	1,000
Total Wastewater-Expense	48,476	101,848	48,476	101,848	1,222,175
Total Expense	48,476	101,848	48,476	101,848	1,222,175
Net Ordinary Income	36,782	(6,265)	36,782	(6,265)	(75,175)
Other Income/Expense					
Other Income					
14002 · Assigned Surplus - WW	0	13,598	0	13,598	163,175
Total Other Income	0	13,598	0	13,598	163,175
Other Expense					
Capital Outlay-WW					
17200 · Vehicles-WW	0	3,333	0	3,333	40,000
17201 · Equipment-WW	0	250	0	250	3,000
17208 · Wastewater Improv-WW	0	2,083	0	2,083	25,000
17209 · Wastewater Plant-WW	0	1,667	0	1,667	20,000
Total Capital Outlay-WW	0	7,333	0	7,333	88,000
Total Other Expense	0	7,333	0	7,333	88,000
Net Other Income	0	6,265	0	6,265	75,175
Net Income	36,782	(0)	36,782	(0)	0

Bastrop WCID No - Roads
Actual vs Budget-RC
 January 2019

	Jan 19	Budget	Jan 19	YTD Budget	Annual Budget
Ordinary Income/Expense					
Income					
Road Construction-Revenue					
34210 · Assessments	174,274	102,833	174,274	102,833	1,234,000
34215 · Assessments-Prior to 97	70	833	70	833	10,000
34220 · Late Fee	3,117	2,083	3,117	2,083	25,000
34225 · Late Fee- Prior	0	100	0	100	1,200
34235 · Lien Fees	3,048	2,083	3,048	2,083	25,000
34240 · Deed Admin Fee	0	100	0	100	1,200
34245 · Returned Check Fee	0	0	0	0	0
34250 · Filing Fees	0	250	0	250	3,000
34255 · Driveway	360	150	360	150	1,800
34265 · Attorney Fees	2,682	2,083	2,682	2,083	25,000
34270 · Allocation to Maintenance Fund	(25,667)	(25,667)	(25,667)	(25,667)	(308,000)
34275 · Interest-RC	0	83	0	83	1,000
Total Road Construction-Revenue	157,884	84,934	157,884	84,934	1,019,200
Total Income	157,884	84,934	157,884	84,934	1,019,200
Expense					
Road Construction-Expense					
36210 · Salary Allocations from Water	9,879	9,592	9,879	9,592	115,100
36224 · Admin Allocations from Water-RC	11,031	7,333	11,031	7,333	88,000
36229 · Maint Agreement-Incode-RC	0	625	0	625	7,500
36239 · Field Equip Rental	174	125	174	125	1,500
36241 · Repair & Maint-RC	0	42	0	42	500
36245 · Damage Claims	0	4	0	4	50
36258 · Misc	40	417	40	417	5,000
36263 · Postage	0	500	0	500	6,000
36268 · Filing Fees	0	417	0	417	5,000
36270 · Bad Debt	0	3,750	0	3,750	45,000
36271 · CC Fees	1,982	500	1,982	500	6,000
36272 · Attorney Fees (County)	830	250	830	250	3,000
36274 · Accounting	842	917	842	917	11,000
36276 · Audit-RC	0	0	0	0	10,000
36277 · Engineering-RC	1,140	6,250	1,140	6,250	75,000
36278 · Legal-RC	0	2,500	0	2,500	30,000
36280 · Other Professional Fees	0	83	0	83	1,000
36294 · Road Fees Written Off	5,500	2,083	5,500	2,083	25,000
36295 · Lien Fees Written Off	135	500	135	500	6,000

Bastrop WCID No - Roads
Actual vs Budget-RC
 January 2019

	Jan 19	Budget	Jan 19	YTD Budget	Annual Budget
36296 · Road Late Fees Written Off	510	583	510	583	7,000
36297 · Road Prior Written Off	0	1,417	0	1,417	17,000
36298 · Attorney Fees Written Off	0	1,250	0	1,250	15,000
Total Road Construction-Expense	32,062	39,137	32,062	39,137	479,650
Total Expense	32,062	39,137	32,062	39,137	479,650
Net Ordinary Income	125,822	45,796	125,822	45,796	539,550
Other Income/Expense					
Other Income	0	1,621	0	1,621	19,450
34285 · Assigned Surplus - RC	0	1,621	0	1,621	19,450
Total Other Income	0	1,621	0	1,621	19,450
Other Expense					
Road Construction-Capital	5,000	46,583	5,000	46,583	559,000
37285 · Capital Outlay-RC	5,000	46,583	5,000	46,583	559,000
Total Road Construction-Capital	5,000	46,583	5,000	46,583	559,000
Total Other Expense	5,000	46,583	5,000	46,583	559,000
Net Other Income	(5,000)	(44,963)	(5,000)	(44,963)	(539,550)
Net Income	120,822	834	120,822	834	0

Bastrop WCID No - Roads
Actual vs Budget-RM
 January 2019

	Jan 19	Budget	Jan 19	YTD Budget	Annual Budget
Ordinary Income/Expense					
Income					
Road Maintenance-Revenue					
34110 · Donations	10,000	0	10,000	0	0
34160 · Other-RM	0	8,333	0	8,333	100,000
34176 · Transfer from Road Construction	25,667	25,667	25,667	25,667	308,000
Total Road Maintenance-Revenue	35,667	34,000	35,667	34,000	408,000
Total Income	35,667	34,000	35,667	34,000	408,000
Expense					
Road Maintenance-Expense					
36124 · Salary Allocations from Water	0	4,283	0	4,283	51,400
36127 · Repairs- Contracted-RM	0	8,333	0	8,333	100,000
36128 · Contract Labor- RM	0	5,000	0	5,000	60,000
36139 · Field Equipment Rental- RM	0	1,250	0	1,250	15,000
36141 · R&M-RM	0	1,667	0	1,667	20,000
36142 · Materials-RM	3,346	10,417	3,346	10,417	125,000
36144 · Safety Supplies-RM	0	417	0	417	5,000
36146 · Equip. Small	0	83	0	83	1,000
36147 · Permit Fees	0	2,100	0	2,100	2,100
36174 · Accounting	191	167	191	167	2,000
36176 · Audit-RM	0	0	0	0	4,000
36177 · Engineering-RM	0	1,667	0	1,667	20,000
36178 · Legal-RM	0	167	0	167	2,000
36179 · Insurance-WC-RM	0	42	0	42	500
Total Road Maintenance-Expense	3,537	35,592	3,537	35,592	408,000
Total Expense	3,537	35,592	3,537	35,592	408,000
Net Ordinary Income	32,130	(1,592)	32,130	(1,592)	0
Net Income	32,130	(1,592)	32,130	(1,592)	0

**Bastrop WCID No 2 - Standby
Actual vs Budget
January 2019**

	Jan 19	Budget	Jan 19	YTD Budget	Annual Budget
Ordinary Income/Expense					
Income					
25300 · Pine Forest Standby	0	417	0	417	5,000
25500 · TV Standby	8	417	8	417	5,000
25600 · Late Fees	0	0	0	0	0
25700 · Lien Fees	0	0	0	0	0
25710 · Attorney Fees	0	0	0	0	0
Total Income	8	833	8	833	10,000
Expense					
27110 · Admin Allocations	98	417	98	417	5,000
27160 · Accounting	191	167	191	167	2,000
27170 · Audit	0	208	0	208	2,500
27190 · Legal	0	42	0	42	500
Total Expense	290	833	290	833	10,000
Net Ordinary Income	(282)	0	(282)	0	0
Net Income	(282)	0	(282)	0	0

Bastrop WCID No 2 - Water/Wastewater
Balance Sheet
As of January 31, 2019

	Jan 31, 19
ASSETS	
Current Assets	
Checking/Savings	
11110 · Operating - Water	246,412.15
11220 · TWDB WW	572.00
Total Checking/Savings	246,984.15
Other Current Assets	
Accounts Receivable	
11150 · Accounts Receivable-W	27,022.30
11250 · Accounts Receivable - WW	10,047.64
Total Accounts Receivable	37,069.94
11120 · Petty Cash	215.00
11130 · Cash Drawer	250.00
11140 · Time Deposits-W	1,216,839.94
11160 · Allowance for Doubtful-W	(10,176.94)
11171 · Due from Standby-W	289.65
11172 · Due from RM-W	191.25
11173 · Due from RC-W	22,390.78
11175 · FEMA Receivable	23,500.00
11180 · Utility Deposits-W	920.00
11230 · Time Deposits-WW	1,216,393.35
11260 · Allowance for Doubtful-WW	(4,414.45)
Total Other Current Assets	2,503,468.52
Total Current Assets	2,750,452.67
Fixed Assets	
11190 · Accumulated Depreciation-W	(3,141,350.92)
11191 · Land-W	161,641.00
11192 · Bldgs & Equipment-W	4,777,548.49
11290 · Accumulated Depreciation-WW	(2,381,795.12)
11291 · Land-WW	14,525.00
11292 · Bldgs & Equipment-WW	7,438,146.98
Total Fixed Assets	6,868,715.43
TOTAL ASSETS	9,619,168.10
LIABILITIES & EQUITY	
Liabilities	
Current Liabilities	
Accounts Payable	
12000 · Accounts Payable	38,207.79
Total Accounts Payable	38,207.79
Other Current Liabilities	
12140 · Accrued Salaries	21,379.25
12144 · FSA Employee Flexible Spending	180.45
12145 · Benefit Liability	(5,394.54)
12154 · 401k	357.12
12160 · Deposits	219,400.00
12170 · Due to TCEQ-W	436.24
12191 · FEMA Payments Deferred Revenue	23,500.00

Bastrop WCID No 2 - Water/Wastewater
Balance Sheet
As of January 31, 2019

	Jan 31, 19
12270 · Due to TCEQ-WW	302.43
12280 · Bonds Payable-TWDB-WW	5,570,000.00
12281 · Bond Interest Payable	15,445.75
Total Other Current Liabilities	5,845,606.70
Total Current Liabilities	5,883,814.49
Total Liabilities	5,883,814.49
Equity	
13110 · Unrestricted Fund Balance-W	1,056,849.12
13120 · Restricted Fund Balance-Bond	65,000.00
13140 · Capital Assets Fund Balance-W	1,834,568.00
13220 · Unrestricted Fund Balance-WW	954,218.76
13240 · Capital Assets Fund Balance-WW	(193,791.00)
Net Income	18,508.73
Total Equity	3,735,353.61
TOTAL LIABILITIES & EQUITY	9,619,168.10

Bastrop WCID No - Roads
Balance Sheet
As of January 31, 2019

	Jan 31, 19
ASSETS	
Current Assets	
Checking/Savings	
31210 · Road Const Operating	109,394.17
Total Checking/Savings	109,394.17
Other Current Assets	
31230 · Time Deposits-RC	181.69
31250 · Accounts Receivable-RC	2,232,184.15
31260 · Allowance for Doubtful-RC	(2,193,543.46)
31277 · FEMA Receivable	358,133.58
Total Other Current Assets	396,955.96
Total Current Assets	506,350.13
TOTAL ASSETS	506,350.13
LIABILITIES & EQUITY	
Liabilities	
Current Liabilities	
Accounts Payable	
32000 · Accounts Payable	3,270.45
Total Accounts Payable	3,270.45
Other Current Liabilities	
32150 · Due to Water-RM	191.25
32250 · Due to Water-RC	22,390.78
32257 · FEMA Funds Deferred Revenue	358,133.58
Total Other Current Liabilities	380,715.61
Total Current Liabilities	383,986.06
Total Liabilities	383,986.06
Equity	
33130 · Fund Balance-RM	(438,778.79)
33220 · Fund Balance-RC	313,722.04
Net Income	247,420.82
Total Equity	122,364.07
TOTAL LIABILITIES & EQUITY	506,350.13

**Bastrop WCID No 2 - Standby
Balance Sheet**
As of January 31, 2019

	Jan 31, 19
ASSETS	
Current Assets	
Checking/Savings	
21100 · Standby Operating	132,008.22
Total Checking/Savings	132,008.22
Other Current Assets	
21500 · Accounts Receivable	523,157.26
21600 · Allowance for Bad Debts	(508,533.91)
Total Other Current Assets	14,623.35
Total Current Assets	146,631.57
TOTAL ASSETS	146,631.57
LIABILITIES & EQUITY	
Liabilities	
Current Liabilities	
Other Current Liabilities	
22200 · Due to Water	289.65
Total Other Current Liabilities	289.65
Total Current Liabilities	289.65
Total Liabilities	289.65
Equity	
23010 · Fund Balance	146,623.57
Net Income	(281.65)
Total Equity	146,341.92
TOTAL LIABILITIES & EQUITY	146,631.57

Bastrop County Water Control & Improvement District No. 2

District Debt Service Payments

01/01/2019 - 12/31/2019

<u>Paying Agent</u>	<u>Series</u>	<u>Date Due</u>	<u>Date Paid</u>	<u>Principal</u>	<u>Interest</u>	<u>Total Due</u>
Debt Service Payment Due 06/01/2019						
Amegy Bank of Texas	2016	06/01/2019		0.00	92,674.50	92,674.50
		Total Due 06/01/2019		0.00	92,674.50	92,674.50
Debt Service Payment Due 12/01/2019						
Amegy Bank of Texas	2016	12/01/2019		250,000.00	92,674.50	342,674.50
		Total Due 12/01/2019		250,000.00	92,674.50	342,674.50
		District Total		\$250,000.00	\$185,349.00	\$435,349.00



MUNICIPAL ACCOUNTS
& CONSULTING, L.P.

Bastrop County Water Control & Improvement District No. 2 Quarterly Investment Inventory Report Period Ending December 31, 2018

BOARD OF DIRECTORS


Bastrop County Water Control &
Improvement District No. 2

Attached is the Quarterly Investment Inventory Report for the
Period ending December 31, 2018.

This report and the District's investment portfolio are in compliance with the
investment strategies expressed in the District's investment policy, and the
Public Funds Investment Act.

I, hereby certify that, pursuant to Senate Bill 253 and in connection with the
preparation of the investment report, I have reviewed the divestment lists
prepared and maintained by the Texas Comptroller of Public Accounts, and the
District does not own direct or indirect holdings in any companies identified on such lists.


Mark M. Burton
(Investment Officer)


Autumn Phillips
(Investment Officer)

COMPLIANCE TRAINING

HB 675 states the Investment Officer must attend at least one training seminar for (6) six hours
Within twelve months of taking office and requires at least (4) four hours training within each (2)
two year period thereafter.

INVESTMENT OFFICERS

Mark M. Burton

Autumn Phillips

CURRENT TRAINING

October 26, 2009 (Texpool Academy 10 Hours)
November 5, 2011 (Texpool Academy 10 Hours)
November 5, 2013 (Texpool Academy 10 Hours)
November 27, 2015 (Texpool Academy 10 Hours)
December 26, 2017 (Texpool Academy 10 Hours)
November 8, 2010 (Texpool Academy 10Hours)
January 2, 2013 (Texpool Academy, 10 Hours)
January 18, 2015 (Texpool Academy 10 Hours)
January 17, 2017 (Texpool Academy 10 Hours)
January 13, 2019 (Texpool Academy 10 Hours)

Bastrop County Water Control & Improvement District No. 2

Summary of Money Market Funds

10/01/2018 - 12/31/2018

Fund: Water/Wastewater		Begin Balance	Cash Added	Cash Withdrawn	Int. Earned	End Balance
Financial Institution: AMEGY BANK - TRUST						
Account Number: XXXX1041 Date Opened: 01/01/2017 Current Interest Rate: 1.20%						
Date	Description					
10/01/2018		622,327.88				
10/31/2018					908.54	
11/30/2018					1,112.52	
12/31/2018					1,078.52	
Totals for Account XXXX1041:		\$622,327.88			\$3,099.58	\$625,427.46
Financial Institution: FIRST NATIONAL BANK BASTR						
Account Number: XXXX3543 Date Opened: 01/01/2017 Current Interest Rate: 0.25%						
Date	Description					
10/01/2018		90,654.80				
10/15/2018	TRNSF FROM WW RESERVE-SEP		7,724.59			
10/31/2018					21.16	
11/15/2018	TRNSF FROM WW RESERVE-OCT		7,764.30			
11/30/2018					25.16	
12/15/2018	TRNSF FROM WW RESERVE-NOV		7,797.78			
12/31/2018					28.21	
Totals for Account XXXX3543:		\$90,654.80	\$23,286.67		\$74.53	\$114,016.00
Account Number: XXXX3903 Date Opened: 01/01/2017 Current Interest Rate: 0.25%						
Date	Description					
10/01/2018		86,752.45				
10/15/2018	WATER CAP IMPROV TRNSF-SEP			(1,724.59)		
10/31/2018					24.05	
11/15/2018	WATER CAP IMPROV TRNSF-OCT			(1,764.30)		
11/30/2018					18.60	
12/15/2018	WATER CAP IMPROV TRNSF-NOV			(1,797.78)		
12/31/2018					17.01	
Totals for Account XXXX3903:		\$86,752.45		(\$25,286.67)	\$59.66	\$63,525.44
Account Number: XXXX4388 Date Opened: 01/01/2017 Current Interest Rate: 0.25%						
Date	Description					
10/01/2018		560,421.77				
10/15/2018	TRANSFER FROM CK - SEP		30,734.69			

Methods Used For Reporting Market Values
 Certificate of Deposits: Fair Value Plus Accrued Interest
 Securities/Other Government Obligations: Market Value Quoted by the Seller of the Security and Confirmed in Writing
 Public Fund Investment Pool/AFM Accounts: Balance = Book Value = Current Market

Bastrop County Water Control & Improvement District No. 2

Summary of Money Market Funds

10/01/2018 - 12/31/2018

Fund: Water/Wastewater		Financial Institution: FIRST NATIONAL BANK BASTR		Current Interest Rate: 0.25%		End Balance	
Date	Description	Begin Balance	Cash Added	Cash Withdrawn	Int. Earned	End Balance	
10/31/2018						167.62	
11/15/2018	TRANSFER FROM CK - OCT		30,754.69				
11/30/2018						160.40	
11/30/2018	TRF TO CHECKING			(150,000.00)			
12/15/2018	TRANSFER FROM CK - NOV		30,754.69				
12/31/2018						145.38	
Totals for Account XXXX4385:		\$560,421.77	\$92,204.07	(\$150,000.00)	\$475.40	\$503,099.24	
Account Number: XXXX5076 Date Opened: 01/01/2017 Current Interest Rate: 0.25%		End Balance		End Balance			
Date	Description	Begin Balance	Cash Added	Cash Withdrawn	Int. Earned	End Balance	
10/01/2018		70,870.04					
10/31/2018						22.42	
11/30/2018						20.40	
12/31/2018						21.08	
Totals for Account XXXX5076:		\$70,870.04			\$63.90	\$70,933.94	
Account Number: XXXX7248 Date Opened: 01/01/2017 Current Interest Rate: 0.25%		End Balance		End Balance			
Date	Description	Begin Balance	Cash Added	Cash Withdrawn	Int. Earned	End Balance	
10/01/2018		99,157.53					
10/15/2018	TRANSFER FROM CK-SEP		5,423.77				
10/31/2018						23.89	
11/15/2018	TRANSFER FROM CK-OCT		5,423.77				
11/30/2018						26.42	
12/15/2018	TRANSFER FROM CK-NOV		5,423.77				
12/31/2018						28.85	
Totals for Account XXXX7248:		\$99,157.53	\$16,271.31		\$79.16	\$115,508.00	
Totals for Water/Wastewater Fund:		\$1,530,184.47	\$151,762.05	(\$175,286.67)	\$3,850.23	\$1,492,510.08	

Methods Used For Reporting Market Values

Certificate of Depositor: Face Value Plus Accrued Interest
 Securities/Finance Government Obligations: Market Value Quoted by the Seller of the Security and Confirmed in Writing
 Public Fund Investment Pool/ADR Accounts: Balance = Book Value = Current Market

Bastrop County Water Control & Improvement District No. 2
Summary of Money Market Funds
 10/01/2018 - 12/31/2018

Fund: Roads		Financial Institution: ROSCOE STATE BANK	Account Number: XXXX3151	Date Opened: 01/01/2016	Current Interest Rate: 0.50%					
Date	Description	Begin Balance	Cash Added	Cash Withdrawn	Int. Earned	End Balance				
10/01/2018		20,179.87								
10/31/2018					1.82					
10/31/2018	TRF TO CHECKING			(20,000.00)						
11/30/2018					0.00					
12/31/2018					0.00					
Totals for Account XXXX3151:		\$20,179.87		(\$20,000.00)	\$1.82	\$181.69				
Totals for Roads Fund:		\$20,179.87		(\$20,000.00)	\$1.82	\$181.69				

Methods Used For Reporting Market Values
 Constituent of Depositor
 Securities/Discreet Government Obligations
 Public Fund Investment Pool/ADL Accounts
 From Value Plus Accrued Interest
 Market Value Quoted by the Seller of the Security and Confirmed in Writing
 Balance = Book Value + Current Market

Bastrop County Water Control & Improvement District No. 2
Summary of Certificates of Deposit with Money Market
 10/01/2018 - 12/31/2018

Financial Institution	Investment Number	Issue Date	Maturity Date	Beginning Balance	Principal From Cash	Principal From Investment	Principal Withdrawn	Principal Reinvested	Ending Balance	Interest Rate	Beg. Acc. Interest	Interest Earned	Interest Reinvested	Interest Withdrawn	Accrued Interest												
Fund: Water/Wastewater																											
Certificates of Deposit																											
RANCORPSOUTH	XXXXX1274	01/05/18	01/09/19	150,000.00	0.00	0.00	0.00	0.00	150,000.00	1.25%	1,381.85	0.00	0.00	0.00	1,849.31												
	WT FROM FNB BASTR.XXXXX5076																										
BUSINESS BANK OF TX, NA	XXXXX425	09/06/18	09/05/19	150,000.00	0.00	0.00	0.00	0.00	150,000.00	2.10%	215.75	0.00	0.00	0.00	1,001.10												
CADENCE BANK	XXXXX651	08/09/18	02/11/19	150,000.00	0.00	0.00	0.00	0.00	150,000.00	2.00%	495.62	0.00	0.00	0.00	1,183.56												
CENTRAL BANK	XXXXX0649	01/05/18	10/07/18	150,000.00	0.00	0.00	150,000.00	0.00	0.00	1.25%	1,381.85	1,392.25	0.00	1,392.25	0.00												
	WT FROM FNB BASTR.XXXXX5076/CLOSED TO CGK																										
COMPASS BANK-PREMIER	XXXXX4906	01/05/18	12/05/18	150,000.00	0.00	0.00	0.00	150,000.00	0.00	1.28%	1,415.01	1,747.18	0.00	1,747.18	0.00												
	WT FROM FNB BASTR.XXXXX5076																										
FIRST NATIONAL BANK BASTR	XXXXX4188	11/18/16	12/04/18	153,053.21	0.00	0.00	0.00	153,053.21	0.00	1.05%	3,002.78	2,959.73	0.00	2,959.73	0.00												
GREEN BANK	XXXXX4250	01/05/18	11/04/18	150,000.00	0.00	0.00	0.00	150,000.00	0.00	1.00%	1,105.48	1,232.87	0.00	1,232.87	0.00												
	WT FROM FNB BASTR.XXXXX5076																										
REGIONS BANK	XXXXX1889	12/05/18	06/02/19	0.00	0.00	153,053.21	0.00	0.00	153,053.21	2.51%	0.00	0.00	0.00	0.00	273.65												
	Rolled over FROM CD XXXXX4188																										
TEXAS CAPITAL BANK	XXXXX0326	11/05/18	04/04/19	0.00	0.00	150,000.00	0.00	0.00	150,000.00	2.37%	0.00	0.00	0.00	0.00	545.42												
	Rolled over FROM CD XXXXX4250																										
UNITED TEXAS BANK	XXXXX6344	12/06/18	05/06/19	0.00	0.00	150,000.00	0.00	0.00	150,000.00	2.49%	0.00	0.00	0.00	0.00	255.82												
	Rolled over FROM CD XXXXX4906																										
Totals for Water/Wastewater Fund:				1,053,053.21	0.00	453,053.21	150,000.00	453,053.21	903,053.21	N/A	8,938.34	7,332.03	0.00	7,332.03	\$5,108.86												
Beginning Balance:	\$1,053,053.21																										
Plus Principal From Cash:	\$0.00																										
Less Principal Withdrawn:	\$150,000.00																										
Plus Interest Reinvested:	\$0.00																										
Fixed Balance:	\$903,053.21																										
MM Balance:	\$1,492,510.08																										
Total Balance:	\$2,395,563.29																										
<table style="width: 100%; border-collapse: collapse;"> <tr> <td style="width: 50%;"></td> <td style="width: 50%; text-align: right;">Interest Earned:</td> </tr> <tr> <td></td> <td style="text-align: right;">Less Beg Accrued Interest:</td> </tr> <tr> <td></td> <td style="text-align: right;">Plus End Accrued Interest:</td> </tr> <tr> <td></td> <td style="text-align: right;">Fixed Interest Earned:</td> </tr> <tr> <td></td> <td style="text-align: right;">MM Interest Earned:</td> </tr> <tr> <td></td> <td style="text-align: right;">Total Interest Earned:</td> </tr> </table>																	Interest Earned:		Less Beg Accrued Interest:		Plus End Accrued Interest:		Fixed Interest Earned:		MM Interest Earned:		Total Interest Earned:
	Interest Earned:																										
	Less Beg Accrued Interest:																										
	Plus End Accrued Interest:																										
	Fixed Interest Earned:																										
	MM Interest Earned:																										
	Total Interest Earned:																										

Methods Used For Reporting Market Values
 Certificates of Deposit: Face Value Plus Accrued Interest
 Securities/Direct Government Obligations: Market Value Quoted by the Seller of the Security and Confirmed in Writing
 Public Fund Investment Pool/ADR/Account: Balance = Book Value = Current Market

Bastrop County Water Control & Improvement District No. 2
Summary of Certificates of Deposit with Money Market
 10/01/2018 - 12/31/2018

Financial Institution	Investment Number	Issue Date	Maturity Date	Beginning Balance	Principal From Cash	Principal From Investment	Principal Withdrawn	Principal Reinvested	Ending Balance	Interest Rate	Beg. Acc. Interest	Interest Earned	Interest Reinvested	Interest Withdrawn	Accrued Interest
Totals for Standby Fund:															
Beginning Balance:	\$0.00			0.00	0.00	0.00	0.00	0.00	0.00	N/A	0.00	0.00	0.00	0.00	\$0.00
Plus Principal From Cash:	\$0.00							Interest Earned	\$0.00						
Less Principal Withdrawn:	\$0.00						Less Beg. Accrued Interest		\$0.00						
Plus Interest Reinvested:	\$0.00						Plus End Accrued Interest		\$0.00						
Fixed Balance:	\$0.00						Fixed Interest Earned:		\$0.00						
MEM Balance:	\$0.00						MM Interest Earned:		\$0.00						
Total Balance:	\$0.00						Total Interest Earned:		\$0.00						

Methods Used For Reporting Market Values
 Certificates of Deposits: Face Value Plus Accrued Interest
 Securities/Discreet Government Obligations: Market Value Quoted by the Seller of the Security and Confirmed in Writing
 Public Fund Investment Pool/AM Accounts: Balance = Book Value = Current Market

Bastrop County Water Control & Improvement District No. 2
Summary of Certificates of Deposit with Money Market
 10/01/2018 - 12/31/2018

Financial Institution	Investment Number	Issue Date	Maturity Date	Beginning Balance	Principal From Cash	Principal From Investment	Principal Withdrawn	Principal Reinvested	Ending Balance	Interest Rate	Beg. Acc. Interest	Interest Earned	Interest Reinvested	Interest Withdrawn	Accrued Interest
Fund: Roads															
Totals for Roads Fund:															
Beginning Balance:		\$0.00		0.00	0.00	0.00	0.00	0.00	0.00	N/A	0.00	0.00	0.00	0.00	\$0.00
Plus Principal From Cash:		\$0.00						Interest Earned:	\$0.00						
Less Principal Withdrawn:		\$0.00					Less Beg Accrued Interest:		\$0.00						
Plus Interest Reinvested:		\$0.00					Fixed Interest Earned:		\$0.00						
Fixed Balance:		\$0.00					MM Interest Earned:		\$1.82						
MM Balance:		\$181.69					Total Interest Earned:		\$1.82						
Total Balance:		\$181.69							\$1.82						
Totals for District															
		1,053,053.21		0.00	453,053.21	150,000.00	453,053.21	453,053.21	903,053.21	N/A	8,938.34	7,332.03	0.00	7,332.03	\$5,108.86

Bastrop County Water Control & Improvement District No. 2
Detail of Pledged Securities
 10/01/2018 - 12/31/2018

Financial Institution: FIRST NAT BASTR-CKING	Security: FFLM/C	Par Value:	440,000.00	Maturity Date:	08/15/2032	Pledged:	06/01/2017	Released:	Amount Released:
CUSIP: 660010CH0		Date	Value						
		10/31/2018	460,821.15						
		11/30/2018	460,546.86						
		12/31/2018	460,275.66						
Financial Institution: FIRST NATIONAL BANK BASTR									
Security: FFLM/C		Par Value:	690,000.00	Maturity Date:	02/15/2034	Pledged:	06/01/2017	Released:	Amount Released:
CUSIP: 034078J00		Date	Value						
		10/31/2018	713,662.96						
		11/30/2018	712,388.79						
		12/31/2018	712,118.83						
Security: FFLM/C		Par Value:	503,000.00	Maturity Date:	11/15/2032	Pledged:	06/01/2017	Released:	Amount Released:
CUSIP: 052414MX4		Date	Value						
		10/31/2018	503,703.56						

Methods Used For Reporting Market Values

Certificates of Deposits

Securities/Direct Government Obligations:

Public Fund Investment Pool/MLA Accounts:

Price Value Plus Accrued Interest

Market Value Quoted by the Seller of the Security and Confirmed in Writing

Balance = Book Value = Current Market

Eastrop County Water Control & Improvement District No. 2

Detail of Pledged Securities

10/01/2018 - 12/31/2018

Financial Institution: FIRST NATIONAL BANK BASTR

Security: FHLMC	Par Value:	500,000.00	Maturity Date:	11/15/2032	Pledged:	06/01/2017	Released:	Amount Released:
CUSIP: 052414M24	Date	Value						
	11/30/2018	503,631.78						
	12/31/2018	503,550.30						

Security: FNMA	Par Value:	1,025,000.00	Maturity Date:	01/01/2037	Pledged:	09/01/2017	Released:	Amount Released:
CUSIP: 31418CFP4	Date	Value						
	10/31/2018	862,967.40						
	11/30/2018	849,660.75						
	12/31/2018	841,946.94						

Security: FNMA	Par Value:	1,492,000.00	Maturity Date:	02/01/2037	Pledged:	09/01/2017	Released:	Amount Released:
CUSIP: 31418CGT5	Date	Value						
	10/31/2018	1,291,497.92						
	11/30/2018	1,274,806.63						
	12/31/2018	1,263,133.39						

Financial Institution: BOSCOE STATE BANK

Security: FHLMC	Par Value:	350,000.00	Maturity Date:	02/15/2024	Pledged:	06/01/2017	Released:	Amount Released:
CUSIP: 349143G64	Date	Value						
	10/31/2018	335,161.93						
	11/30/2018	335,375.70						
	12/31/2018	338,029.46						

Security: FHLMC	Par Value:	350,000.00	Maturity Date:	02/15/2024	Pledged:	06/01/2017	Released:	Amount Released:
CUSIP: 0322851W6	Date	Value						
	10/31/2018	352,358.27						
	11/30/2018	351,333.50						
	12/31/2018	350,996.79						

Methods Used For Reporting Market Values


Certificates of Deposits: Par Value Plus Accrued Interest
 Securities/Trust Government Obligations: Market Value Quoted by the Seller of the Security and Confirmed in Writing
 Public Fund Investment Pool/AM Accounts: Balance = Book Value = Current Market

\$K

Cash	January	December	
	Current Month	Last Month	Delta
Water Waste Water			
Checking	246	264	-18
CDs	903	903	0
Money Market	903	867	36
TWDB	627	625	2
Total Water / Waste Water	2,679	2,659	20
Stand-by	132	133	-1
Roads			
Checking	109	49	60
Money Market	0	0	0
Total Roads	109	49	60
Total Cash	2,920	2,841	79

Financials
\$K

	C/M Act	YTD Act	YTD Budget	FY Budget
Water				
Revenue	122	122	129	1,716
Expense	103	103	136	1,638
Capital	35	35	32	391
Net	-16	-16	-39	-313
Notes:				
Tank Project Not Yet Started			467	700
Waste Water				
Revenue	85	85	96	1,147
Expense	48	48	102	1,222
Capital	0	0	7	88
Net	37	37	-13	-163
Notes:				
2 taps	15	15	20	242
Pumps (Exp)	0	0	0	20
Road Construction				
Revenue	158	158	85	1,019
Expense	32	32	39	480
Capital	5	5	47	559
Net	121	121	-1	-20
Notes:				
Fees (late admin, etc higher)				
RC Costs are higher than planned but have not been billed				
Road Maintenance				
Revenue	36	36	34	408
Expense	4	4	36	408
Capital				
Net	32	32	-2	0
Notes:				
Pillings Project Over Estimate Awaiting Reimbursements from FEMA				
Budget is 200K for FEMA Unfunded Requests are: \$382				
Standby				
Revenue	0	0	0	10
Expense	0	0	0	10
Capital				
Net	0	0	0	0
Notes:				



MUNICIPAL ACCOUNTS
& CONSULTING, L.P.

Bastrop County Water Control & Improvement District No. 2

Bookkeeper's Report

February 28, 2019

Bastrop WCID No 2 - Water/Wastewater
Cash Flow Report - Operating Water Account
As of February 28, 2019

Num	Name	Memo	Amount	Balance
BALANCE AS OF 02/01/2019				\$246,412.15
Receipts				
	Payment from Standby Fund		289.65	
	Payment from Road Fund		22,390.78	
	Payment from Road Fund		191.25	
	Interest Earned on Checking		29.15	
	CD Interest		1,503.75	
	Accounts Receivable-W		183,063.99	
	Accounts Receivable - Pump/TWDB Reserve		12,186.74	
	To Write-Off Unclaimed Property		930.01	
Total Receipts				220,585.32
Disbursements				
22358	Alma Rodriguez.	Mileage	(90.48)	
22359	Ameriflex Business Solutions.	Insurance	(253.00)	
22360	AT&T Mobility	Telephone Expense	(61.64)	
22361	BlueCross BlueShield of Texas	Insurance	(15,798.65)	
22362	Card Service Center	Credit Card Expense	(5,477.94)	
22363	Coeus Networks	Computer Tech	(1,092.50)	
22364	Dental Select	Dental Insurance	(353.70)	
22365	Esquivel Enterprise	Cleaning	(400.00)	
22366	Executive Services of Texas	Security Agreement	(1,355.00)	
22367	Municipal Accounts & Consulting L.P.	Bookkeeping Fees	(4,160.41)	
22368	Quill Corporation	Office Supplies	(305.96)	
22369	Texas Rural Water Association	Training	(325.00)	
22370	Time Warner Cable	Telephone/Internet	(156.38)	
22371	5S Service Company, LLC	Misc Office	(2,069.00)	
22372	Ameriflex Business Solutions	FSA Purchases	(43.12)	
22373	Ameriflex Business Solutions.	Insurance FSA Fees	(78.00)	
22374	AT&T	Telephone Expense - Lift Station	(128.99)	
22375	Bastrop Chamber of Commerce	Dues & Subscriptions	(24.00)	
22376	Bastrop Medical	Pre Employment Screening	(55.00)	
22377	Bastrop WCID No 2	Petty Cash Replenish	(96.50)	
22378	IHS Landscaping & Services Inc	Mowing	(1,044.00)	
22379	Imperative Information Group, Inc.	Pre-Employment Screening	(496.00)	
22380	Lost Pines Groundwater Conservation Distr	Ground Water Assessment	(1,634.95)	
22381	Matrix Imaging Solutions (C)	Printing	(442.04)	
22382	TML Intergovernmental Risk Pool	Insurance	(429.00)	
22383	TxTag	Misc Office	(3.54)	
22384	Wells Fargo Vendor Fin Serv	Office Equip Lease	(465.40)	
22385	Wex Bank	Fuel	(1,057.48)	
22386	Xerox Corporation	Office Leased Equipment	(397.20)	
22387	Aqua Water Supply Corporation	Water Samples	(125.00)	
22388	Barnard Tire & Auto	Maintenance & Repair	(1,078.96)	
22389	BEFCO Engineering, Inc	Engineering Fee - Hydraulic Study	(12,000.00)	
22390	Cintas Corporation #86	Uniforms	(1,172.92)	
22391	Coeus Networks	Computer Tech	(7,712.50)	
22392	Elliott Electric Supply Corp	Repair & Maintenance	(119.00)	
22393	Environmental Improvements, Inc	VOID: Grinder Pump Repair	0.00	
22394	Gene Kruppa P.E.	GM Services	(2,264.20)	
22395	Home Depot	Materials & Maintenance	(35.86)	
22396	Lowe's Business Account	Materials	(2,470.28)	

Bastrop WCID No 2 - Water/Wastewater
Cash Flow Report - Operating Water Account
As of February 28, 2019

Num	Name	Memo	Amount	Balance
Disbursements				
22397	Matrix Imaging Solutions (C)	Postage	(3,600.00)	
22398	McCoy's Building Supply Corp	Materials	(327.40)	
22399	McLean & Howard, LLP	Legal Fees	(1,750.00)	
22400	Quill Corporation	Office Supplies	(468.37)	
22401	Time Warner Cable	VOID: Telephone/Internet	0.00	
22402	Trac N Trol, Inc.	SCADA System	(5,460.00)	
22403	Tractor Supply Co	Materials	(234.98)	
22404	Unum Life Insurance Company	Insurance Premium	(503.80)	
22405	Waste Connections	Garbage	(79.93)	
22406	Angie & Bryan Marchman	Customer Deposit Refund	(39.11)	
22407	Kevin & Heather Tyler	Customer Deposit Refund	(52.28)	
22408	Amber Williams	Customer Deposit Refund	(102.88)	
22409	James Scoggins	Customer Deposit Refund	(64.10)	
22410	Regius Jones	Customer Deposit Refund	(187.91)	
22411	Faith McDonald & Whitney Walp	Customer Deposit Refund	(138.79)	
22412	Christopher Watters	Customer Deposit Refund	(158.78)	
22413	Jonathan Moerbe & Kristianna Switzer	Customer Deposit Refund	(34.77)	
22414	Ameriflex Business Solutions	FSA Purchases	(374.20)	
22415	Bastrop Signs	Sign	(156.00)	
22416	Bastrop WCID No 2 - W/W	WasteWater Service	(135.99)	
22417	Bastrop WCID No 2 - Water	Purchase Water Expense	(272.63)	
22418	Nortex Modlar Leasing & Construction	Office Rental	(6,533.90)	
22419	DPC Industries, Inc.	Chemicals	(993.12)	
22420	DSHS Central Lab MC2004	Lab Fees	(591.87)	
22421	Eagle Pest Control	Pest Control	(79.00)	
22422	Esquivel Enterprise	Cleaning	(400.00)	
22423	Executive Services of Texas	Security Agreement	(456.00)	
22424	Frontier Communications	Answering Service	(67.26)	
22425	Humana	Insurance Premium	(110.84)	
22426	Neopost USA Inc.	Office Equipment Lease	(413.21)	
22427	Office Depot	Office Supplies	(1,123.02)	
22428	Professional Image Communications	Answering Service	(190.00)	
22429	Texas Rural Water Association	TRWA 2019 Eminent Domain Filing Service Fee	(100.00)	
22430	Time Warner Cable	Telephone/Internet	(156.38)	
22431	Trac N Trol, Inc.	SCADA System	(5,460.00)	
22432	Walmart Community/SYNCB	Office Supplies	(192.15)	
ACH	Bluebonnet Electric Coop	Ulility	(4,489.29)	
ACH	City of Bastrop	Purchase Sewer Service	(9,532.58)	
EFT	Bastrop WCID No 2	TCDRS - Retirement Payment	(5,691.95)	
INT/SRV	Bastrop WCID No 2	Credit Card Discount Fees	(1,590.09)	
INT/SRV	Bastrop WCID No 2	Bank Fee	(45.00)	
PAYROLL	Bastrop WCID No 2 - Water	Payroll - 01/30/19-02/12/19	(17,642.71)	
PAYROLL	Bastrop WCID No 2 - Water	Payroll - 02/13/19-02/26/19	(17,210.87)	
PAYROLL	Bastrop WCID No 2 - Water	Payroll - 02/13/19-02/26/19	(1,170.30)	
PAYROLL	John Hancock	401K Payments - John Hancock	(357.12)	
PAYROLL	John Hancock	401K Payments - John Hancock	(357.12)	
PAYROLL	Alliance Payroll	Payroll Fees	(375.85)	
PAYROLL	United States Treasury	Payroll Liabilites	(11,402.57)	
RCT/TRN	Bastrop WCID No 2	Transfer to WW-Annual TWDB - January	(30,837.22)	

Bastrop WCID No 2 - Water/Wastewater
Cash Flow Report - Operating Water Account
 As of February 28, 2019

Num	Name	Memo	Amount	Balance
Disbursements				
RCT/TRN	Bastrop WCID No 2	Transfer to Water Reserve Savings - January	(5,441.86)	
Total Disbursements				(202,426.80)
BALANCE AS OF 02/28/2019				<u><u>\$264,570.67</u></u>

Bastrop WCID No 2 - Water/Wastewater
Cash Flow Report - TWDB WW Account
 As of February 28, 2019

Num	Name	Memo	Amount	Balance
BALANCE AS OF 02/01/2019				\$572.00
Receipts				
	No Receipts Activity		0.00	
Total Receipts			<u>0.00</u>	0.00
Disbursements				
	No Disbursements Activity		0.00	
Total Disbursements			<u>0.00</u>	<u>0.00</u>
BALANCE AS OF 02/28/2019				<u><u>\$572.00</u></u>

Bastrop WCID No 2 - Standby
Cash Flow Report - Standby Operating Account
 As of February 28, 2019

Num	Name	Memo	Amount	Balance
BALANCE AS OF 02/01/2019				\$132,008.22
Receipts				
	Accounts Receivable		525.00	
Total Receipts				525.00
Disbursements				
3930	Bastrop WCID No 2 Water	AP & Allocation	(289.65)	
Total Disbursements				(289.65)
BALANCE AS OF 02/28/2019				<u>\$132,243.57</u>

Bastrop WCID No 2 - Roads
Cash Flow Report - Road Const Operating Account
 As of February 28, 2019

Num	Name	Memo	Amount	Balance
BALANCE AS OF 02/01/2019				\$109,394.17
Receipts				
	Accounts Receivable		125,195.79	
Total Receipts				125,195.79
Disbursements				
5013	Carlton Industries, LP	Capital Outlay - Signs	(954.06)	
5014	K3 Transport LLC	Materials	(951.44)	
5015	Maurice Cook, Bastrop County Sheriff	VOID: Filing Fees - 03-04-0099 Lori Ann Bartsch	0.00	
5016	Sarah Loucks, Bastrop Cty Dist. Clerk	VOID: Filing Fees - 03-04-0099 R32401 Lori Ann	0.00	
5017	Bastrop WCID No 2 Water	Petty Cash	(51.18)	
5018	McCreary, Veselka, Bragg & Allen PC	Legal Fees - 04-02-074/0175 James T Short	(199.80)	
5019	USPS-POC	RC - Postage - POC # 6527760	(1,000.00)	
5020	McCreary, Veselka, Bragg & Allen PC	Legal Fees - 03-07-0133 Jason Bowerman	(207.22)	
5021	Bastrop WCID No 2 Water	AP & Allocations	(22,582.03)	
5022	BEFCO Engineering, Inc.	Engineering Fees	(1,140.00)	
5023	McCreary, Veselka, Bragg & Allen PC	Legal Fees - 04-15-1535/1536(R32420) Bobby & Y	(350.68)	
5024	We Rent It	Rental	(173.77)	
5025	McCreary, Veselka, Bragg & Allen PC	Legal Fees - 02-13-1160-1162(R263361/R26369/R	(364.50)	
5026	McCreary, Veselka, Bragg & Allen PC	Legal Fees - 01-09-1253(R25544) Michele Hastings	(164.77)	
FEES	Bastrop WCID No 2 RC	Credit Card Discount Fees	(995.03)	
Total Disbursements				(29,134.48)
BALANCE AS OF 02/28/2019				\$205,455.48

Bastrop County Water Control & Improvement District No. 2

Account Balances

As of February 28, 2019

Financial Institution (Acct Number)	Issue Date	Maturity Date	Interest Rate	Account Balance	Notes
Fund: Water/Wastewater					
Certificates of Deposit					
BUSINESS BANK OF TX, NA (XXXX425)	09/06/2018	03/04/2019	2.10 %	150,000.00	Water
TEXAS CAPITAL BANK (XXXX0326)	11/05/2018	04/04/2019	2.37 %	150,000.00	Water
UNITED TEXAS BANK (XXXX6344)	12/06/2018	05/06/2019	2.49 %	150,000.00	Water
REGIONS BANK (XXXX1889)	12/05/2018	06/02/2019	2.51 %	153,053.21	Water
BANCORPSOUTH (XXXX2871)	01/10/2019	07/09/2019	2.35 %	150,000.00	Water
SPIRIT OF TEXAS BANK (XXXX0159)	02/11/2019	08/10/2019	2.45 %	150,000.00	Water
Money Market Funds					
AMEGY BANK - TRUST (XXXX1041)	01/01/2017		1.20 %	627,776.32	WW-ESC TWDB Loan
FIRST NATIONAL BANK BASTR (XXXX3903)	01/01/2017		0.25 %	47,924.43	WW-TWDB 5 Yr Res
FIRST NATIONAL BANK BASTR (XXXX4385)	01/01/2017		0.25 %	565,074.03	WW-Annual TWDB
FIRST NATIONAL BANK BASTR (XXXX5076)	01/01/2017		0.25 %	70,974.07	Water MM
FIRST NATIONAL BANK BASTR (XXXX7248)	01/01/2017		0.25 %	126,450.20	W-TWDB 5 Yr Res
FIRST NATIONAL BANK BASTR (XXXX3543)	01/01/2017		0.25 %	129,703.14	Water Cap Improv
Checking Account(s)					
FIRST NAT BASTR-CKING (XXXX1469)			0.10 %	264,570.67	Operating - Water
FIRST NAT BASTR-CKING (XXXX3289)			0.10 %	572.00	TWDB WW
Totals for Water/Wastewater Fund:				\$2,736,098.07	
Fund: Standby					
Checking Account(s)					
ROSCOE STATE BANK (XXXX2687)			0.10 %	132,243.57	Standby Operating
Totals for Standby Fund:				\$132,243.57	
Fund: Roads					
Money Market Funds					
ROSCOE STATE BANK (XXXX3131)	01/01/2016		0.50 %	181.69	Road Const MM
Checking Account(s)					
ROSCOE STATE BANK (XXXX2709)			0.10 %	205,455.48	Road Const Operating
Totals for Roads Fund:				\$205,637.17	
Grand total for Bastrop County Water Control & Improvement District No. 2:				\$3,073,978.81	

**Bastrop WCID No 2 - Water/Wastewater
Actual vs Budget Water**

February 2019

	Feb 19	Budget	Jan - Feb 19	YTD Budget	Annual Budget
Ordinary Income/Expense					
Income					
Water-Revenue					
14110 · TV Water Sales	100,848	108,333	203,429	216,667	1,300,000
14115 · Water Late Charge Income	2,461	2,083	4,267	4,167	25,000
14120 · TV Tap Fees	16,800	13,333	26,450	26,667	160,000
14125 · Capital Reserve Fee	5,233	0	10,448	0	0
14130 · Water Line Bore	1,650	2,333	2,850	4,667	28,000
14140 · Backflow Inspections	525	417	525	833	5,000
14145 · Returned Check Fee	0	17	0	33	200
14148 · Pools	50	23	50	46	275
14150 · Maps Sold	48	21	62	42	250
14155 · Office Rents	275	275	550	550	3,300
14160 · Other Income-W	35	1,000	1,309	2,000	180,000
14170 · Reconnect Fee	1,800	833	2,550	1,667	10,000
14175 · Interest-W	1,609	292	1,724	583	3,500
14180 · Copies & Faxes	1	4	2	8	50
14190 · Irrigation Systems	0	25	0	50	300
Total Water-Revenue	131,335	128,990	254,215	257,979	1,715,875
Total Income	131,335	128,990	254,215	257,979	1,715,875
Expense					
Water-Expense					
16100 · Payroll					
16100a · Salaries	43,568	56,500	100,282	113,000	678,000
16100b · Over Time	1,021	1,500	1,837	3,000	18,000
16100c · Double Time	130	208	506	417	2,500
16100e · Holiday	2,281	2,083	11,289	4,167	25,000
16100f · Annual Leave	459	2,083	2,098	4,167	25,000
16100g · Sick	160	833	756	1,667	10,000
16100h · Personal Time	0	292	773	583	3,500
16100k · FICA	3,999	6,333	10,380	12,667	76,000
16100l · 401K	0	0	0	0	0
16100m · Retirement-Life	3,362	4,500	5,360	9,000	54,000
16100n · SUTA	0	167	0	333	2,000
16100o · Longevity Pay	0	917	0	1,833	11,000
16100p · FUTA	122	85	481	167	1,000
16100q · On Call Pay	259	417	823	833	5,000
Total 16100 · Payroll	55,561	75,917	134,588	151,833	911,000
16110 · Health Insurance					
16110a · Insurance-Medical	11,694	12,917	27,997	25,833	155,000
16110b · Insurance-Dental	368	333	984	667	4,000
16110c · Insurance-Vision	186	133	287	267	1,600
16110d · HSA	0	125	0	250	1,500
16110e · Insurance-Life	504	500	974	1,000	6,000
Total 16110 · Health Insurance	12,752	14,008	30,242	28,017	168,100
16115 · Contracted Interim GM	0		2,125		

**Basurop WCID No 2 - Water/Wastewater
Actual vs Budget Water**

February 2019

	Feb 19	Budget	Jan - Feb 19	YTD Budget	Annual Budget
16117 - Payroll Service Fee	376	258	704	517	3,100
16118 - Hand Tools	0	417	0	833	5,000
16120 - Wellness Program	0	83	0	167	1,000
16121 - Uniforms-W	0	583	1,022	1,167	7,000
16122 - Mileage	90	667	320	1,333	8,000
16123 - Vehicle Usage	0	333	0	667	4,000
16124 - Admin Allocations	(11,348)	(7,333)	(22,477)	(14,667)	(88,000)
16125 - PPE Allocations	(6,712)	(13,883)	(16,591)	(27,767)	(166,600)
16125a - EOM Salary Reimburs from WW	(9,589)	(13,317)	(23,701)	(26,633)	(159,800)
16126 - Answering Service	190	208	380	417	2,500
16127 - Repairs-Contracted-W	0	125	0	250	1,500
16128 - Maint Agreement-Hand Held	0	208	0	417	2,500
16128a - Contracted Taps - Water	0	583	0	1,167	7,000
16129 - Maint Agreement-Incode-W	0	1,083	796	2,167	13,000
16130 - Office Equip Lease	1,276	1,250	2,521	2,500	15,000
16131 - Pest Control	79	25	79	50	300
16133a - Security Agreement	599	25	1,954	50	300
16134 - Cleaning-Office	200	0	200	0	0
16135 - Garbage	80	83	160	167	1,000
16136 - Cleaning-Maint Building	200	250	600	500	3,000
16138 - Chemicals-Chlorine	100	1,333	1,093	2,667	16,000
16138a - Contract Labor	0	417	0	833	5,000
16139 - Field Equip Rental-W	0	833	0	1,667	10,000
16140 - Fuel-W	633	1,000	1,162	2,000	12,000
16141 - Repairs & Maint-W	0	1,500	0	3,000	18,000
16142 - Materials-W	2,394	5,417	3,220	10,833	65,000
16144 - Safety Supplies-W	91	333	177	667	4,000
16145 - Damage Claims	0	2,083	0	4,167	25,000
16146 - Water Samples	125	1,000	842	2,000	12,000
16147 - Repairs & Maint-Water Well	0	2,083	2,057	4,167	25,000
16149 - Computer-W	1,369	2,083	9,082	4,167	25,000
16150 - Depreciation-W	16,764	16,833	33,528	33,667	202,000
16151 - Dues & Subscriptions	60	67	60	133	800
16152 - Election Costs	0	250	0	500	3,000
16153 - Fax	0	8	0	17	100
16154 - Late Fees-W	77	125	115	250	1,500
16155 - Internet	101	167	101	333	2,000
16156 - Printing-W	1,118	833	1,794	1,667	10,000
16156a - Janitorial Supplies	0	17	0	33	200
16157 - Office Supplies-W	1,348	417	3,020	833	5,000
16158 - Misc-W	217	5,667	440	11,333	68,000
16159 - Medical-W	0	42	0	83	500
16160 - Misc Office-W	1,964	208	11,671	417	2,500
16161 - Pre-Employment Screening	145	42	696	83	500
16163 - Postage	23	1,250	3,624	2,500	15,000
16164 - Public Notice	0	250	0	500	3,000
16165 - Telephone-W	412	833	1,049	1,667	10,000
16166 - License-W	0	208	0	417	2,500
16166a - Advertising	0	42	0	83	500
16167 - Bank Fees-W	45	42	75	83	500
16169 - TCEQ Fees-W	0	667	0	1,333	8,000

**Bastrop WCID No 2 - Water/Wastewater
Actual vs Budget Water**

February 2019

	Feb 19	Budget	Jan - Feb 19	YTD Budget	Annual Budget
16171 · CC Fees	1,590	2,500	3,330	5,000	30,000
16172 · Interest Bonds-W	2,317	2,375	4,634	4,750	28,500
16174 · Accounting-W	2,196	1,458	3,573	2,917	17,500
16175 · Appraiser	0	125	0	250	1,500
16176 · Audit-W	0	833	0	1,667	10,000
16177 · Engineering-W	12,000	3,750	12,000	7,500	45,000
16178 · Legal-W	0	2,500	1,750	5,000	30,000
16179 · Insurance-W					
16179a · Insurance-Property-W	0	458	0	917	5,500
16179b · Insurance-Vehicles-W	0	142	0	283	1,700
16179c · Insurance-Misc-W	0	17	0	33	200
16179d · Insurance-E&O-W	0	42	0	83	500
16179e · Insurance-Liability-W	0	75	0	150	900
16179f · Insurance-Bonding	0	25	0	50	300
16179g · Insurance-FSA	493	417	746	833	5,000
16179h · Insurance-WC-W	0	333	215	667	4,000
16179i · Insurance-Wells	0	458	0	917	5,500
Total 16179 · Insurance-W	493	1,967	961	3,933	23,600
16180 · Repairs-Bldg-W	598	2,083	1,380	4,167	25,000
16181 · Repairs-Equip-W	545	417	620	833	5,000
16182 · Repairs-Vehicles-W	569	500	3,686	1,000	6,000
16182a · Yard Maintenance-Mowing	1,044	1,250	2,088	2,500	15,000
16183 · Travel					
16183a · Travel-Air	0	42	0	83	500
16183b · Travel-Lodging	0	333	0	667	4,000
16183c · Travel-Meals	601	83	666	167	1,000
16183d · Travel-Rental Car	0	21	0	42	250
Total 16183 · Travel	601	479	666	958	5,750
16184 · Training-W	250	417	1,433	833	5,000
16185 · Electricity					
16185a · Electricity-Maint Bldg	0	167	150	333	2,000
16185b · Electricity-Office Bldg	0	583	525	1,167	7,000
16185c · Electricity-Wells	0	3,750	3,438	7,500	45,000
16185d · Electricity-WW Lift Station	0	42	0	83	500
Total 16185 · Electricity	0	4,542	4,114	9,083	54,500
16186 · Water-Maint Bldg	0	142	157	283	1,700
16187 · Water-Office Bldg	0	158	1,207	317	1,900
16188 · Computer Supplies	0	833	236	1,667	10,000
16189 · Labor-Service Lines & Tap-W	0	2,083	0	4,167	25,000
16196 · Permits	0	100	0	200	1,200
16197 · Small Equipment Purchases	0	333	0	667	4,000
16199 · Communication/Radios	423	0	423	0	0
Total Water-Expense	93,163	136,471	228,958	272,942	1,637,650
Total Expense	93,163	136,471	228,958	272,942	1,637,650

**Bastrop WCID No 2 - Water/Wastewater
Actual vs Budget Water**

February 2019

	Feb 19	Budget	Jan - Feb 19	YTD Budget	Annual Budget
Net Ordinary Income	38,172	(7,481)	25,256	(14,963)	78,225
Other Income/Expense					
Other Income	0	26,090	0	52,179	313,075
14000 - Assigned Surplus	0	26,090	0	52,179	313,075
Total Other Income	0	26,090	0	52,179	313,075
Other Expense					
Capital Outlay-W					
17100 - Vehicles-W	0	6,667	27,682	13,333	80,000
17101 - Equipment-W	0	8,333	0	16,667	100,000
17102 - Meters-W	0	833	7,230	1,667	10,000
17103 - Furniture & Fixtures-W	0	1,667	0	3,333	20,000
17104 - Software-W	10,920	2,085	10,920	4,167	25,000
17106 - Line Extension-W	0	6,250	0	12,500	75,000
17107 - Buildings-W	33,875	18,533	33,875	20,000	20,000
17108 - Water Line Improvements-W	0	2,500	0	5,000	30,000
17109 - Capital Outlay Culverts-W	0	2,500	0	5,000	30,000
17121 - Water Well Cap Improv-W	0	108	0	217	1,300
Total Capital Outlay-W	44,795	49,275	79,707	81,883	391,300
Total Other Expense	44,795	49,275	79,707	81,883	391,300
Net Other Income	(44,795)	(23,185)	(79,707)	(29,704)	(78,225)
Net Income	(6,623)	(30,667)	(54,450)	(44,667)	0

**Bastrop WCID No 2 - Water/Wastewater
Actual vs Budget Wastewater**

February 2019

	Feb 19	Budget	Jan - Feb 19	YTD Budget	Annual Budget
Ordinary Income/Expense					
Income					
Wastewater-Revenue					
14215 · WW Fees	59,983	60,892	119,955	121,783	750,700
14220 · WW Bore	550	583	1,100	1,167	7,000
14225 · WW Tap Fees	10,307	20,167	25,365	40,333	242,000
14230 · Pump Maintenance	552	500	1,058	1,000	6,000
14235 · Debt Service Reserve Fee	7,850	12,750	15,672	25,500	153,000
14275 · Interest-WW Reserve	12	25	27	50	300
14276 · Interest-WW	1,355	667	2,649	1,333	8,000
14280 · Other Income-WW	0	0	20	0	0
Total Wastewater-Revenue	80,589	95,583	165,847	191,167	1,147,000
Total Income	80,589	95,583	165,847	191,167	1,147,000
Expense					
Wastewater-Expense					
16221 · Uniforms-WW	0	583	862	1,167	7,000
16222 · W/W Salary Allocations	9,589	13,317	23,701	26,633	159,800
16229 · Maint Agreement-Incode-WW	0	333	0	667	4,000
16233 · Lift Station Admin Service Fee	0	146	0	292	1,750
16239 · Field Equip Rental-WW	0	833	0	1,667	10,000
16240 · Fuel-WW	523	875	1,052	1,750	10,500
16241 · Repairs & Maint-WW	0	1,333	0	2,667	16,000
16242 · Materials-WW	803	2,917	1,757	5,833	35,000
16243 · Meter Testing-WW	0	19	0	38	225
16244 · Safety Supplies-WW	0	250	0	500	3,000
16247 · Repairs & Maint-Lift Stat-WW	0	833	0	1,667	10,000
16248 · Grinder Pump Repair-WW	0	1,667	8,028	3,333	20,000
16250 · Depreciation-WW	37,347	40,000	74,695	80,000	480,000
16251 · Tools	0	292	0	583	3,500
16257 · Office Supplies-WW	0	17	0	33	200
16258 · Misc-WW	0	50	0	100	600
16259 · Medical-WW	0	25	0	50	300
16260 · Op & Maint-City of Bastrop-WW	9,533	17,500	28,488	35,000	210,000
16265 · Telephone-WW	0	83	0	167	1,000
16266 · License-WW	0	50	0	100	600
16268 · Filing Fees-WW	0	33	0	67	400
16269 · TCEQ Fees-WW	0	267	0	533	3,200
16272 · Interest Bonds-WW	13,129	13,458	26,258	26,917	161,500
16274 · Accounting-WW	1,952	1,458	3,176	2,917	17,500
16276 · Audit-WW	0	833	0	1,667	10,000
16277 · Engineering-WW	0	833	0	1,667	10,000
16278 · Legal-WW	0	83	0	167	1,000
16279 · Insurance-WW	0	83	0	167	1,000

**Bastrop WCID No 2 - Water/Wastewater
Actual vs Budget Wastewater**

February 2019

	Feb 19	Budget	Jan - Feb 19	YTD Budget	Annual Budget
16279a · Insurance-Property-WW	0	250	0	500	3,000
16279b · Insurance-Vehicles-WW	0	150	0	300	1,800
16279c · Insurance-Misc-WW	0	42	0	83	500
16279d · Insurance-E&O-WW	0	42	0	83	500
16279e · Insurance-Liability-WW	0	75	0	150	900
16279h · Insurance-WC-WW	0	417	215	833	5,000
Total 16279 · Insurance-WW	0	975	215	1,950	11,700
16280 · Repairs-Bldg WW	510	0	1,126	0	0
16281 · Repairs-Equip-WW	0	417	0	833	5,000
16282 · Repairs-Vehicles-WW	381	333	514	667	4,000
16283 · Yard Maintenance-Mowing	0	208	0	417	2,500
16284 · Training-WW	0	83	0	167	1,000
16285 · Electricity-Lift Stations	0	417	376	833	5,000
16286 · Water-Lift Stations	0	1,000	136	2,000	12,000
16289 · Labor-Service Lines & Tap-WW	0	167	0	333	2,000
16294 · Travel - Lodging	0	42	0	83	500
16295 · Travel - Meals	0	17	0	33	200
16296 · Travel - Rental Car	0	17	0	33	200
16297 · Small Equipment Purchacs-WW	0	83	0	167	1,000
Total Wastewater-Expense	73,766	101,848	170,383	203,696	1,222,175
Total Expense	73,766	101,848	170,383	203,696	1,222,175
Net Ordinary Income	6,823	(6,265)	(4,536)	(12,529)	(75,175)
Other Income/Expense					
Other Income					
14002 · Assigned Surplus - WW	0	13,598	0	27,196	163,175
Total Other Income	0	13,598	0	27,196	163,175
Other Expense					
Capital Outlay-WW					
17200 · Vehicles-WW	0	3,333	0	6,667	40,000
17201 · Equipment-WW	0	250	0	500	3,000
17208 · Wastewater Improv-WW	0	2,083	0	4,167	25,000
17209 · Wastewater Plant-WW	0	1,667	0	3,333	20,000
Total Capital Outlay-WW	0	7,333	0	14,667	88,000
Total Other Expense	0	7,333	0	14,667	88,000
Net Other Income	0	6,265	0	12,529	75,175

**Bastrop WCID No 2 - Water/Wastewater
Actual vs Budget Wastewater**

February 2019

	Feb 19	Budget	Jan - Feb 19	YTD Budget	Annual Budget
Net Income	6,823	0	(4,536)	(0)	0

Bastrop WCID No - Roads
Actual vs Budget-RC
 February 2019

	Feb 19	Budget	Jan - Feb 19	YTD Budget	Annual Budget
Ordinary Income/Expense					
Income					
Road Construction-Revenue					
34210 · Assessments	86,612	102,833	260,886	205,667	1,234,000
34215 · Assessments-Prior to 97	255	833	325	1,667	10,000
34220 · Late Fee	2,760	2,083	5,877	4,167	25,000
34225 · Late Fee- Prior	45	100	45	200	1,200
34235 · Lien Fees	4,427	2,083	7,475	4,167	25,000
34240 · Deed Admin Fee	0	100	0	200	1,200
34245 · Returned Check Fee	0	0	0	0	0
34250 · Filing Fees	1,501	250	1,501	500	3,000
34255 · Driveway	440	150	800	300	1,800
34265 · Attorney Fees	2,873	2,083	5,555	4,167	25,000
34270 · Allocation to Maintenance Fund	(25,667)	(25,667)	(51,333)	(51,333)	(308,000)
34275 · Interest-RC	0	83	0	167	1,000
Total Road Construction-Revenue	73,246	84,933	231,130	169,867	1,019,200
Total Income	73,246	84,933	231,130	169,867	1,019,200
Expense					
Road Construction-Expense					
36210 · Salary Allocations from Water	6,712	9,592	16,591	19,183	115,100
36224 · Admin Allocations from Water-RC	11,264	7,333	22,295	14,667	88,000
36229 · Maint Agreement-Incode-RC	0	625	0	1,250	7,500
36239 · Field Equip Rental	0	125	174	250	1,500
36241 · Repair & Maint-RC	0	42	0	83	500
36245 · Damage Claims	0	4	0	8	50
36258 · Misc	0	417	40	833	5,000
36263 · Postage	3,876	500	3,876	1,000	6,000
36268 · Filing Fees	0	417	0	833	5,000
36270 · Bad Debt	0	3,750	0	7,500	45,000
36271 · CC Fees	995	500	2,977	1,000	6,000
36272 · Attorney Fees (County)	1,936	250	2,767	500	3,000
36274 · Accounting	1,342	917	2,184	1,833	11,000
36276 · Audit-RC	0	0	0	0	10,000
36277 · Engineering-RC	0	6,250	1,140	12,500	75,000
36278 · Legal-RC	0	2,500	0	5,000	30,000
36280 · Other Professional Fees	0	83	0	167	1,000
36294 · Road Fees Written Off	1,836	2,083	7,336	4,167	25,000
36295 · Lien Fees Written Off	54	500	189	1,000	6,000

Bastrop WCID No - Roads
Actual vs Budget-RC
 February 2019

	Feb 19	Budget	Jan - Feb 19	YTD Budget	Annual Budget
36296 · Road Late Fees Written Off	30	583	540	1,167	7,000
36297 · Road Prior Written Off	0	1,417	0	2,833	17,000
36298 · Attorney Fees Written Off	0	1,250	0	2,500	15,000
Total Road Construction-Expense	28,046	39,138	60,108	78,275	479,650
Total Expense	28,046	39,138	60,108	78,275	479,650
Net Ordinary Income	45,200	45,796	171,022	91,592	539,550
Other Income/Expense					
Other Income	0	1,621	0	3,242	19,450
34285 · Assigned Surplus - RC	0	1,621	0	3,242	19,450
Total Other Income	0	1,621	0	3,242	19,450
Other Expense					
Road Construction-Capital	57	46,583	5,057	93,167	559,000
37285 · Capital Outlay-RC	57	46,583	5,057	93,167	559,000
Total Road Construction-Capital	57	46,583	5,057	93,167	559,000
Total Other Expense	57	46,583	5,057	93,167	559,000
Net Other Income	(57)	(44,963)	(5,057)	(89,925)	(539,550)
Net Income	45,143	833	165,965	1,667	0

Bastrop WCID No - Roads
Actual vs Budget-RM
 February 2019

	Feb 19	Budget	Jan - Feb 19	YTD Budget	Annual Budget
Ordinary Income/Expense					
Income					
Road Maintenance-Revenue					
34110 · Donations	0	0	10,000	0	0
34160 · Other-RM	0	8,333	0	16,667	100,000
34176 · Transfer from Road Construction	25,667	25,667	51,333	51,333	308,000
Total Road Maintenance-Revenue	25,667	34,000	61,333	68,000	408,000
Total Income	25,667	34,000	61,333	68,000	408,000
Expense					
Road Maintenance-Expense					
36124 · Salary Allocations from Water	0	4,283	0	8,567	51,400
36127 · Repairs- Contracted-RM	0	8,333	0	16,667	100,000
36128 · Contract Labor- RM	0	5,000	0	10,000	60,000
36139 · Field Equipment Rental- RM	0	1,250	0	2,500	15,000
36141 · R&M-RM	0	1,667	325	3,333	20,000
36142 · Materials-RM	2,711	10,417	6,057	20,833	125,000
36144 · Safety Supplies-RM	0	417	0	833	5,000
36146 · Equip. Small	0	83	0	167	1,000
36147 · Permit Fees	0	0	0	2,100	2,100
36174 · Accounting	305	167	496	333	2,000
36176 · Audit-RM	0	0	0	0	4,000
36177 · Engineering-RM	0	1,667	0	3,333	20,000
36178 · Legal-RM	0	167	0	333	2,000
36179 · Insurance-WC-RM	0	42	0	83	500
Total Road Maintenance-Expense	3,016	33,492	6,878	69,083	408,000
Total Expense	3,016	33,492	6,878	69,083	408,000
Net Ordinary Income	22,650	508	54,455	(1,083)	0
Net Income	22,650	508	54,455	(1,083)	0

**Bastrop WCID No 2 - Standby
Actual vs Budget
February 2019**

	Feb 19	Budget	Jan - Feb 19	YTD Budget	Annual Budget
Ordinary Income/Expense					
Income					
25300 · Pine Forest Standby	0	417	0	833	5,000
25500 · TV Standby	420	417	428	833	5,000
25600 · Late Fees	105	0	105	0	0
25700 · Lien Fees	0	0	0	0	0
25710 · Attorney Fees	1,314	0	1,314	0	0
Total Income	1,839	833	1,847	1,667	10,000
Expense					
27110 · Admin Allocations	84	417	182	833	5,000
27155 · Miscellaneous Expense	175	0	175	0	0
27160 · Accounting	305	167	496	333	2,000
27170 · Audit	0	208	0	417	2,500
27190 · Legal	0	42	0	83	500
Total Expense	564	833	854	1,667	10,000
Net Ordinary Income	1,275	0	993	0	0
Net Income	1,275	0	993	0	0

Bastrop WCID No 2 - Water/Wastewater

Balance Sheet

As of February 28, 2019

	Feb 28, 19
ASSETS	
Current Assets	
Checking/Savings	
11110 · Operating - Water	264,570.67
11220 · TWDB WW	572.00
Total Checking/Savings	265,142.67
Other Current Assets	
Accounts Receivable	
11150 · Accounts Receivable-W	31,967.78
11250 · Accounts Receivable - WW	12,951.43
Total Accounts Receivable	44,919.21
11120 · Petty Cash	215.00
11130 · Cash Drawer	250.00
11140 · Time Deposits-W	1,230,180.62
11160 · Allowance for Doubtful-W	(10,176.94)
11165 · Accrued Interest	5,108.86
11171 · Due from Standby-W	389.00
11172 · Due from RM-W	629.90
11173 · Due from RC-W	19,375.59
11175 · FEMA Receivable	23,500.00
11180 · Utility Deposits-W	920.00
11230 · Time Deposits-WW	1,240,774.78
11260 · Allowance for Doubtful-WW	(4,414.45)
Total Other Current Assets	2,551,671.57
Total Current Assets	2,816,814.24
Fixed Assets	
11190 · Accumulated Depreciation-W	(3,174,878.74)
11191 · Land-W	161,641.00
11192 · Bldgs & Equipment-W	4,777,548.49
11290 · Accumulated Depreciation-WW	(2,456,489.64)
11291 · Land-WW	14,525.00
11292 · Bldgs & Equipment-WW	7,438,146.98
Total Fixed Assets	6,760,493.09
TOTAL ASSETS	9,577,307.33
LIABILITIES & EQUITY	
Liabilities	
Current Liabilities	
Accounts Payable	
12000 · Accounts Payable	51,704.63
Total Accounts Payable	51,704.63
Other Current Liabilities	
12140 · Accrued Salaries	21,379.25
12144 · FSA Employee Flexible Spending	148.85
12145 · Benefit Liability	(7,456.76)
12160 · Deposits	219,905.00
12170 · Due to TCEQ-W	894.39
12180 · Groundwater Assessments Pay-W	1,640.52

Bastrop WCID No 2 - Water/Wastewater
Balance Sheet
As of February 28, 2019

	Feb 28, 19
12190 · Unclaimed Property	930.01
12191 · FEMA Payments Deferred Revenue	23,500.00
12270 · Due to TCEQ-WW	604.87
12280 · Bonds Payable-TWDB-WW	5,570,000.00
12281 · Bond Interest Payable	30,891.50
Total Other Current Liabilities	5,862,437.63
Total Current Liabilities	5,914,142.26
Total Liabilities	5,914,142.26
Equity	
13110 · Unrestricted Fund Balance-W	1,526,299.52
13120 · Restricted Fund Balance-Bond	65,000.00
13140 · Capital Assets Fund Balance-W	1,834,568.00
13220 · Unrestricted Fund Balance-WW	490,074.87
13240 · Capital Assets Fund Balance-WW	(193,791.00)
Net Income	(58,986.32)
Total Equity	3,663,165.07
TOTAL LIABILITIES & EQUITY	9,577,307.33

Bastrop WCID No - Roads
Balance Sheet
As of February 28, 2019

	Feb 28, 19
ASSETS	
Current Assets	
Checking/Savings	
31210 · Road Const Operating	205,455.48
Total Checking/Savings	205,455.48
Other Current Assets	
31230 · Time Deposits-RC	181.69
31250 · Accounts Receivable-RC	2,109,512.18
31260 · Allowance for Doubtful-RC	(2,193,543.46)
31277 · FEMA Receivable	358,133.58
Total Other Current Assets	274,283.99
Total Current Assets	479,739.47
TOTAL ASSETS	479,739.47
LIABILITIES & EQUITY	
Liabilities	
Current Liabilities	
Accounts Payable	
32000 · Accounts Payable	6,237.08
Total Accounts Payable	6,237.08
Other Current Liabilities	
32150 · Due to Water-RM	629.90
32250 · Due to Water-RC	19,375.59
32257 · FEMA Funds Deferred Revenue	358,133.58
Total Other Current Liabilities	378,139.07
Total Current Liabilities	384,376.15
Total Liabilities	384,376.15
Equity	
33130 · Fund Balance-RM	32,549.13
33220 · Fund Balance-RC	(157,605.88)
Net Income	220,420.07
Total Equity	95,363.32
TOTAL LIABILITIES & EQUITY	479,739.47

**Bastrop WCID No 2 - Standby
Balance Sheet
As of February 28, 2019**

	Feb 28, 19
ASSETS	
Current Assets	
Checking/Savings	
21100 · Standby Operating	132,243.57
Total Checking/Savings	132,243.57
Other Current Assets	
21500 · Accounts Receivable	524,470.96
21600 · Allowance for Bad Debts	(508,533.91)
Total Other Current Assets	15,937.05
Total Current Assets	148,180.62
TOTAL ASSETS	148,180.62
LIABILITIES & EQUITY	
Liabilities	
Current Liabilities	
Accounts Payable	
22100 · Accounts Payable	175.00
Total Accounts Payable	175.00
Other Current Liabilities	
22200 · Due to Water	389.00
Total Other Current Liabilities	389.00
Total Current Liabilities	564.00
Total Liabilities	564.00
Equity	
23010 · Fund Balance	146,623.57
Net Income	993.05
Total Equity	147,616.62
TOTAL LIABILITIES & EQUITY	148,180.62

Bastrop County Water Control & Improvement District No. 2

District Debt Service Payments

01/01/2019 - 12/31/2019

<u>Paying Agent</u>	<u>Series</u>	<u>Date Due</u>	<u>Date Paid</u>	<u>Principal</u>	<u>Interest</u>	<u>Total Due</u>
Debt Service Payment Due 06/01/2019						
Amegy Bank of Texas	2016	06/01/2019		0.00	92,674.50	92,674.50
		Total Due 06/01/2019		0.00	92,674.50	92,674.50
Debt Service Payment Due 12/01/2019						
Amegy Bank of Texas	2016	12/01/2019		250,000.00	92,674.50	342,674.50
		Total Due 12/01/2019		250,000.00	92,674.50	342,674.50
		District Total		\$250,000.00	\$185,349.00	\$435,349.00

\$K

Cash	Febraury	January	
	Current Month	Last Month	Delta
Water Waste Water			
Checking	265	246	19
CDs	903	903	0
Money Market	940	903	37
TWDB	628	627	1
Total Water / Waste Water	2,736	2,679	57
Stand-by	132	132	0
Roads			
Checking	205	109	96
Money Market	0	0	0
Total Roads	205	109	96
Total Cash	3,073	2,920	153

Financials
\$K

	C/M Act	YTD Act	YTD Budget	FY Budget
Water				
Revenue	131	254	258	1,716
Expense	93	229	273	1,638
Capital	45	80	82	391
Net	-7	-55	-97	-313
Notes:				
Tank Project Not Yet Started			467	700
Waste Water				
Revenue	81	166	191	1,147
Expense	74	170	204	1,222
Capital	0	0	15	88
Net	7	-4	-28	-163
Notes:				
2 taps	10	25	40	242
Pumps (Exp)	0	0	0	-20
Road Construction				
Revenue	73	231	170	1,019
Expense	28	60	78	480
Capital	0	5	93	559
Net	45	166	-1	-20
Notes:				
Fees (late admin, etc higher t				
RC Costs are higher than planned but have not been billed				
Road Maintenance				
Revenue	26	61	68	408
Expense	3	7	70	408
Capital				
Net	23	54	-2	0
Notes:				
Pillings Project Over Estimate Awaiting Reimbursements from FEMA				
Budget is 200K for FEMA Unfunded Requests are: \$382				
Standby				
Revenue	2	2	2	10
Expense	0	0	2	10
Capital				
Net	2	2	0	0
Notes:				

Agenda

Item # 7

GM Report

BOARD OF DIRECTORS
BASTROP COUNTY WCID NO. 2

General Manager's Update

March 21, 2019

9a. Installation of radio read water meters

As of 3/1/2019 we have approximately 30 left for install. These are scheduled for major work due to curb stops or other parts needed, that makes it not an easy install.

9b. Status of TTHM compliance:

We took the 3rd round of tests on March 11th. We are currently waiting for these results. The 2nd set that was initially thought to be bad, ended up being confirmed by the first set in showing that a minimum chlorination is getting the best results, without the need for a pre-chlorination or heavy aeration to strip the precursors. This 3rd set is to confirm the results so that we can move forward with a proposed plan.

9c. Update on district water plants and lift stations:

No major projects or updates needed at this time.

9d. Update on fencing at the maintenance building:

The project was completed on March 7th. It is a very solid structure and a very nice addition to the property. It has 2- double swing gate openings on the north and east sides, along with a double sliding gate assembly on the south side, which will be the main entrance. We are also getting the

BOARD OF DIRECTORS
BASTROP COUNTY WCID NO. 2

address changed in the 911 system to represent the main entrance on the Corporate side instead of Park Drive. Deliveries have been coming into Corporate anyways and using the Park Drive address has always caused a lot of confusion with deliveries going to other places in the county.

9e. Overall FEMA update:

Projects are about 98% complete. The few larger projects are being planned out currently which require concrete and flowable fill to be added. The contractor was off for a week which slowed some us down.

9f. Water, wastewater, road repairs, maintenance & improvement projects update:

No major updates at this time.

9g. Employee updates:

The person we hired for our senior road position, did not show up. The day he was due to arrive, I got an email saying that he accepted a position in the oil field. We have moved Cody into that position temporarily so that we could move forward with some much needed road repairs. We have received some good reports and many “thanks” from customers so far.

Matt Bumstead has left our employment for the 3rd and final time. He turned in his 2-week notice last month.

Both positions have been re-advertised.

BOARD OF DIRECTORS
BASTROP COUNTY WCID NO. 2

9h. Inter-Connects with Local Water Suppliers:

Still a pending item.

9i. Update from Unit 5, Lot 942:

We made a check into the property to make sure the District would be free & clear on any liens against this property. We made an offer on March 6th to the property owner. We received her paper work in the office on March 19th and are in the process of it all.

9j. Update from past liens and County Tax Sale:

We were notified earlier this month of the most recent county tax lien sale being upwards of a \$105k total that applied to our area. We received \$35,305 in proceeds from this sale.

9k. TWDB Update:

I have been working with TWDB trying to get reimbursed the \$36k from the mixer system project put in the McAllister Station last year. As of right now, we are not eligible to get reimbursed. SUEZ did not follow the proper procedures to obtain the US Steel compliance certification necessary for the project to be refunded. It qualifies on a state level, but the monies providing that fund, were federally mandated, so it falls under federal rules. Our TWDB rep is exploring other ways to see if we can qualify to get it reimbursed.

Agenda

Item # 11

Investment of District Funds



Resolution Authorizing Participation in the TexPool Investment Pools and Designating Authorized Representatives

WHEREAS, BASTROP COUNTY WATER CONTROL & IMPROVEMENT DISTRICT NO. 2
("Participant") is a local government or state agency of the State of Texas and is empowered to delegate to the public funds investment pools the authority to invest funds and to act as custodian of investments purchased with local investment funds; and

WHEREAS, it is in the best interest of the Participant to invest local funds in investments that provide for the preservation and safety of principal, liquidity, and yield consistent with the Public Funds Investment Act; and

WHEREAS, the Texas Local Government Investment Pools ("TexPool/TexPool Prime"), public funds investment pools, were created on behalf of entities whose investment objectives in order of priority are preservation and safety of principal, liquidity, and yield consistent with the Public Funds Investment Act.

NOW THEREFORE, be it resolved as follows:

- A. That Participant shall enter into a Participation Agreement to establish an account in its name in **TexPool/TexPool Prime**, for the purpose of transmitting local funds for investment in **TexPool/TexPool Prime**.
- B. That the individuals, whose signatures appear in this Resolution, are authorized representatives of the Participant and are each hereby authorized to transmit funds for investment in **TexPool/TexPool Prime** and are each further authorized to withdraw funds from time to time, to issue letters of instruction, and to take all other actions deemed necessary or appropriate for the investment of local funds.

Authorized Representatives of the Participant

These individuals will be issued P.I.N. numbers to transact business via telephone with a Participant Service Representative.

1.	 <small>Signature</small> <u>Mark Burton</u> <small>Printed Name</small> <u>Bookkeeper</u> <small>Title</small>	<u>7 1 3 6 2 3 4 5 3 9</u> <small>Telephone Number</small> <u>7 1 3 6 2 9 6 8 5 9</u> <small>Fax Number</small> <u>mburton@municipalaccounts.com</u> <small>Email</small>
2.	 <small>Signature</small> <u>Ghia Lewis</u> <small>Printed Name</small> <u>Bookkeeper</u> <small>Title</small>	<u>7 1 3 6 2 3 4 5 3 9</u> <small>Telephone Number</small> <u>7 1 3 6 2 9 6 8 5 9</u> <small>Fax Number</small> <u>glewis@municipalaccounts.com</u> <small>Email</small>
3.	 <small>Signature</small> <u>Autumn Phillips</u> <small>Printed Name</small> <u>Bookkeeper</u> <small>Title</small>	<u>5 1 2 7 8 2 2 4 0 0</u> <small>Telephone Number</small> <u>5 1 2 7 9 5 9 9 6 8</u> <small>Fax Number</small> <u>aphillips@municipalaccounts.com</u> <small>Email</small>
4.	 <small>Signature</small> <u>Alma Rodriguez</u> <small>Printed Name</small> <u>Admin</u> <small>Title</small>	<u>5 1 2 3 2 1 1 6 8 8</u> <small>Telephone Number</small> <u>5 1 2 3 2 1 1 6 9 2</u> <small>Fax Number</small> <u>alma@bcwcid2.org</u> <small>Email</small>

Authorized Representatives of the Participant (continued)

5. 5 | 1 | 2 | 3 | 2 | 1 | 1 | 6 | 8 | 8
Signature Telephone Number
 Paul Hightower
Printed Name Fax Number
 General Manager
Title Email
 paul@bcwcid2.org

List the name of the Authorized Representative provided above that will have primary responsibility for performing transactions and receiving confirmations and monthly statements under the Participation Agreement.

Ghia Lewis
Printed Name

In addition and at the option of the Participant, one additional authorized representative can be designated to perform inquiry only of selected information. This limited representative cannot make deposits or withdrawals. If the Participant desires to designate a representative with inquiry rights only, complete the following information.

1.
Printed Name Title

Telephone Number Fax Number Email

C. That this resolution and its authorization shall continue in full force and effect until amended or revoked by the Participant, and until TexPool/ TexPool Prime receives a copy of any such amendment or revocation.

This resolution is hereby introduced and adopted by the Participant at its regular/special meeting held on the day of , 2 0 .

Document is to be signed by your Board President, Mayor or County Judge and attested by your Board Secretary, City Secretary or County Clerk.

BASTROP COUNTY WCID NO. 2
Name of Participant



SIGNED:

Signature

Printed Name
 PRESIDENT
Title



ATTEST:

Signature

Printed Name
 SECRETARY
Title



TexPool Investment Pools Participation Agreement

Preamble

This participation agreement (the "Agreement") is made and entered into by and between the Comptroller of Public Accounts (the "Comptroller"), acting through the Texas Treasury Safekeeping Trust Company (the "Trust Company"), Trustee of the Texas Local Government Investment Pool (TexPool) and TexPool Prime, (collectively the "TexPool Investment Pools"), and BASTROP WCID NO. 2 (the "Participant").

WHEREAS, the Interlocal Cooperation Act, TEX GOV'T CODE ANN, ch. 791 and the Public Funds Investment Act, TEX. GOV'T CODE ANN. ch. 2256 (the "Acts") provide for the creation of a public funds investment pool to which any local government or state agency may delegate, by contract, the authority to hold legal title as custodian and to make investments purchased with local funds;

WHEREAS, the Trust Company is a special purpose trust company authorized pursuant to TEX. GOV'T CODE ANN. § 404.103 to receive, transfer and disburse money and securities belonging to state agencies and local political subdivisions of the state and for which the Comptroller is the sole officer, director and shareholder;

WHEREAS, TexPool and TexPool Prime are public funds investment pools, which funds are invested in certain eligible investments as more fully described hereafter;

WHEREAS, the Participant has determined that it is authorized to invest in a public funds investment pool created under the Acts and to enter into this Agreement;

WHEREAS, the Participant acknowledges that the Trust Company is not responsible for independently verifying the Participant's authority to invest under the Acts or to enter this Agreement;

WHEREAS, the Participant acknowledges that the performance of TexPool Investment Pools is not guaranteed by the State of Texas, the Comptroller, or the Trust Company and that there is no secondary source of payment for the TexPool Investment Pools; and

WHEREAS, in an effort to ensure the continued availability of an investment pool as a vehicle for investment of local government funds and simultaneously provide for enhancement in services and potential decreases in management and administrative fees, Participant and Trust Company desire to provide in this Agreement that the Trust Company may obtain private professional investment management and related services.

NOW THEREFORE, for and in consideration of the mutual promises, covenants and agreements herein contained, the receipt and sufficiency of which are hereby acknowledged, the parties hereto agree with each other as follows:

Article I: Definitions

"Account" shall mean any account or accounts, established by the Participant in TexPool Investment Pools in accordance with this Agreement and the Operating Procedures (as defined herein), which Account represents an undivided beneficial ownership in TexPool Investment Pools.

"Authorized Investments" shall mean those investments which are authorized by the Investment Act (as herein defined) for investment of public funds.

"Authorized Representative(s) of the Participant" shall mean any individual who is authorized to execute documents and take such other necessary actions under this Agreement as evidenced by the duly enacted Resolution of the Participant.

"Authorized Representative(s) of the Trust Company" shall mean any employee of the Comptroller or Trust Company who is designated in writing by the Comptroller or the Trust Company's Chief Executive Officer to act as the authorized Trust Company representative for purposes of this Agreement and shall include employees of any private entity performing the obligations of the Comptroller under this Agreement.

"Board" shall mean the advisory board provided for in the Investment Act (as defined below).

"Investment Act" shall mean the Public Funds Investment Act, TEX. GOV'T CODE ANN. ch. 2256, as amended from time to time.

"Investment Policy" shall mean the written TexPool Investment Pools Investment Policies, as amended from time to time, relating to the investment and management of funds in TexPool Investment Pools as established by the Trust Company consistent with the Investment Act.

"Letter of Instruction" shall mean a written authorization and direction to the Trust Company signed by an Authorized Representative of the Participant.

"Operating Procedures" shall mean the written procedures established by the Trust Company describing the management and operation of TexPool Investment Pools, and providing for the establishment of, deposits to and withdrawals from the Accounts, as amended from time to time.

"Participant" shall mean any entity authorized by the Acts to participate in a public funds investment pool that has executed this Agreement pursuant to a Resolution.

"Resolution" shall mean the resolution adopted by the governing body of a local governmental entity authorizing the entity's participation in TexPool Investment Pools and designating persons to serve as Authorized Representatives of the Participant.

Article II: General Administration

Section 2.01. TexPool Investment Pools Defined.

- (a) TexPool Investment Pools are public funds investment pools created pursuant to the Acts.
- (b) Subject to Section 6.10, the Trust Company agrees to manage the Participant's Account(s) in accordance with the Investment Act and the Investment Policy.

Section 2.02. Board.

- (a) The Board is composed of members appointed pursuant to the requirements of the Investment Act.
- (b) The Board shall advise the Trust Company on the Investment Policy and on various other matters affecting TexPool Investment Pools, and shall approve fee increases.

Section 2.03. General Administration.

- (a) The Trust Company shall establish and maintain the Investment Policy specifically identifying the Authorized Investments consistent with the Investment Act and the general policy and investment goals for TexPool Investment Pools.
- (b) The Trust Company shall establish and maintain the Operating Procedures, describing the management and operation of TexPool Investment Pools and providing for procedures to be followed for the establishment of, deposits to, and withdrawals from the Accounts and such other matters as are necessary to carry out the intent of this Agreement.
- (c) The Trust Company shall have the power to take any action necessary to carry out the purposes of this Agreement, subject to applicable law and the terms of this Agreement.

Section 2.04. Ownership Interest. Each Participant shall own an undivided beneficial interest in the assets of TexPool Investment Pools in an amount proportional to the total amount of such Participant's Accounts relative to the total amount of all Participants' Accounts in TexPool Investment Pools, computed on a daily basis.

Section 2.05. Independent Audit. TexPool Investment Pools are subject to annual review by an independent auditor consistent with Ch. 2256, TEX GOVT CODE ANN. In addition, reviews of TexPool Investment Pools may be conducted by the State Auditor's Office and the Comptroller's office. The Trust Company may obtain such legal, accounting, financial or other professional services as it deems necessary or appropriate to assist TexPool Investment Pools in meeting its goals and objectives.

Section 2.06. Liability. Any liability of the Comptroller, the Comptroller's office, the Trust Company, representatives or agents of the Trust Company, any Comptroller employee, Trust Company or any member of the Board for any loss, damage or claim, including losses from investments and transfers, to the Participant shall be limited to the full extent allowed by applicable laws. The Trust Company's responsibilities hereunder are limited to the management and investment of TexPool Investment Pools and the providing of reports and information herein required.

Article III: Participant Requirement

Section 3.01. The Participation Agreement. The Participant must execute this Agreement and provide a Resolution authorizing participation in TexPool Investment Pools and designating persons to serve as Authorized Representatives of the Participant and any other documents as are required under, and substantially in the form prescribed by, the Operating Procedures before depositing any funds into TexPool Investment Pools. The Participant must provide an updated Resolution designating Authorized Representatives within 5 business days of the departure of any Authorized Representative of the Participant.

Section 3.02. Operating Procedures

- (a) The Participant acknowledges receipt of a copy of the Operating Procedures. The Operating Procedures describe in detail the procedures required for the establishment of accounts, deposits to and withdrawals from TexPool Investment Pools, and related information.
- (b) The Operating Procedures may be modified by the Trust Company as appropriate to remain consistent with established banking practices and capabilities and when such modification is deemed necessary to improve the operation of TexPool Investment Pools.
- (c) The Participant hereby concurs with and agrees to abide by the Operating Procedures.

Article IV: Investments

Section 4.01. Investments. All monies held in TexPool Investment Pools shall be invested and reinvested by the Trust Company or Authorized Representatives of the Trust Company only in Authorized Investments in accordance with the Agreement, the Investment Policy and the Investment Act. Participant hereby concurs with any such investment so made by the Trust Company. Available funds of TexPool Investment Pools that are uninvested may be held at the Trust Company's account at the Federal Reserve Bank of Dallas, or any designated custodian account, or with a custodian selected by the Trust Company. All investment assets and collateral will be in the possession of the Trust Company and held in its book-entry safekeeping account at the Federal Reserve Bank, any designated custodian account, or with a custodian selected by the Trust Company.

Section 4.02. Failed Investment Transaction. In the extraordinary event that a purchase of securities results in a failed settlement, any resulting uninvested funds shall remain in the Trust Company's Federal Bank of Dallas account, any designated custodian account or with a custodian selected by the Trust Company. If an alternative investment can be secured after the failure of the trade to settle, TexPool Investment Pools will receive all the income earnings, including but not limited to, any compensation from the purchaser failing in the trade and the interest income from the alternative investment.

Section 4.03. Investment Earnings and Losses Allocation. All interest earnings in TexPool Investment Pools will be valued daily and credited to the Participant's Accounts monthly, on a pro rata allocation basis. All losses, if any, resulting from the investment of monies in TexPool shall also be allocated on a pro rata allocation basis. All earnings and losses will be allocated to the Participant's Accounts in accordance with generally accepted accounting procedures.

Section 4.04. Commingling of Accounts. Participant agrees that monies deposited in TexPool and TexPool Prime, may be commingled with all other monies held in TexPool and TexPool Prime, respectively for purposes of common investment and operational efficiency. However, each Participant will have separate Accounts on the books and records of TexPool Investment Pools, as further provided for in the Operating Procedures.

Article V: Fees, Expenses and Reports

Section 5.01. Fees and Expenses. The Participant agrees to pay the amount set forth in the fee schedule. Participant agrees that all fees shall be directly and automatically assessed and charged against the Participant's Accounts. The basic service fee shall be calculated as a reduction in the daily income earned, thus only the net income shall be credited to the Participant's Account. Fees for special services shall be charged to each Participant's account as they are incurred or performed. A schedule of fees shall be provided to the Participant annually. Each Participant will be notified thirty (30) days prior to the effective date of any change in the fee schedule.

Section 5.02. Reports. A monthly statement will be mailed to the Participant within the first five (5) business days of the succeeding month. The monthly statement shall include a detailed listing of the balance in the Participant's Accounts as of the date of the statement; all account activity, including deposits and withdrawals; the daily and monthly yield information; and any special fees and expenses charged. Additionally, copies of the Participant's reports in physical or computer form will be maintained for a minimum of three prior fiscal years. All records shall be available for inspection at all reasonable hours of the business day and under reasonable conditions.

Section 5.03. Confidentiality. The Trust Company and any private entity acting on behalf of the Trust Company for purposes of this Agreement will maintain the confidentiality of the Participant's Accounts, subject to the Public Information Act, TEX GOV'T CODE ANN. ch. 552, as amended.

Article VI: Miscellaneous

Section 6.01. Notices. Any notices, Letters of Instructions or other information required or permitted to be given hereunder shall be submitted in writing and shall be deemed duly given when deposited in the U.S. mail postage prepaid or successfully transmitted via facsimile addressed to the parties as follows:

To the *Participant*:

BASTROP WATER CONTROL & IMPROVEMENT DISTRICT NO. 2
Participant
6500 RIVER PLACE BLVD.
Address
AUSTIN, TX 78730
City, State, Zip
5 1 2 7 8 2 2 4 0 0 5 1 2 7 9 5 9 9 6 8
Telephone Fax

To *Trust Company* with respect to contractual matters or disputes under this Agreement:

Texas Treasury Safekeeping Trust Company
Attn: TexPool Investment Pools
Rusk State Office Building
208 East 10th Street
Austin, TX 78701
Telephone: (512) 463-3716
FAX No.: (512) 463-0823

To *TexPool Investment Pools* with respect to operational matters, including enrollment documents; changes to Authorized Representatives; Bank Information Sheets; initiation of deposits or withdrawals of funds; changes to addresses; audit confirmation requests; and account inquiry:

TexPool Participant Services
C/O Federated Investors Inc.
1001 Texas Ave., Suite 1400
Houston, TX 77002
Telephone: 1-866-839-7665 (1-866-TEX-POOL)
FAX No.: 1-866-839-3291 (1-866-TEX-FAX1)

The Participant and the Trust Company agree to notify the other of any change affecting this information and agree that unless and until so notified, the other party shall be entitled to rely on the last information provided.

Section 6.02. Taxpayer Identification Number. The Participant's taxpayer identification number assigned by the Internal Revenue Service is: 74-2424656. The Participant hereby agrees to notify the Trust Company of any change affecting this Taxpayer Identification number and agrees that unless and until so notifies, the Trust Company shall be entitled to rely on same in providing any and all reports or other information necessary or required by the Federal tax laws as amended from time to time.

Section 6.03. Severability. If any provision of this Agreement shall be held or deemed to be in fact illegal, inoperative or unenforceable, the same shall not affect any other provision or provisions herein contained or render the same invalid, inoperative or unenforceable to any extent whatsoever.

Section 6.04. Execution of Counterparts. This Agreement may be simultaneously executed in several separate counterparts, each of which shall be an original and all of which shall constitute but one and the same instrument.

Section 6.05. Applicable Law. This Agreement shall be governed by and construed in accordance with the laws of the State of Texas. Venue for any dispute under this Agreement shall be in Travis County, Texas.

Article VI: Miscellaneous (continued)

Section 6.06. Captions. The captions or headings in this Agreement are for convenience only and in no way defined, limit or describe the scope or intent of any provisions, articles or sections of this Agreement.

Section 6.07. Amendments.

- (a) The Trust Company shall advise the Participant in writing of any amendments to this Agreement no less than 45 days prior to the effective date of such amendment. The Participant may ratify the proposed amendment of this Agreement by letter to the Trust Company. If the Participant elects not to ratify the amendment, the Participant may terminate this Agreement in accordance with Section 6.08. In the event the Participant fails to respond in writing to a notice of amendment prior to the effective date of such amendment, this Agreement shall be deemed amended.
- (b) The Trust Company may periodically revise the Operating Procedures from time to time as it deems necessary for the efficient operation of TexPool Investment Pools. The Participant will be bound by any amendment to the Operating Procedures with respect to any transaction occurring subsequent to the time such amendment takes effect, provided, however, that no such amendment shall affect the Participant's right to cease to be a Participant.

Section 6.08. Termination. This Agreement may be terminated by either party hereto, with or without cause, by tendering 30 days prior written notice in the manner set forth in Section 6.01 hereof.

Section 6.09. Term. Unless terminated in accordance with Section 6.08, this Agreement shall be automatically renewed on each anniversary date hereof.

Section 6.10. Assignment. The Trust Company may enter into an agreement with a third party investment manager to perform its obligations and service under this Agreement, provided that such third party investment manager shall manage TexPool Investment Pools according to the Investment Act, Investment Policy and in a manner consistent with that directed by the Trust Company. The Trust Company also shall have the right to assign its rights and obligations under the Agreement to a third party investment manager if the Trust Company determines that such assignment is in the best interest of the State and Participants. In the event a successor pool to TexPool or TexPool Prime is deemed by the Trust Company to be in the best interest of the State and the Participant, the Trust Company may take any action it deems necessary to assign its rights and benefits under any third party agreements and transfer the assets from TexPool Investment Pools to any successor pool.

In Witness Whereof, the parties hereto have caused this Agreement to be executed as of the dates set forth below, and the Agreement shall be effective as of the latest such date.

PARTICIPANT:

Signature

Printed Name
President

Title

Date

**TEXAS TREASURY SAFEKEEPING TRUST COMPANY
COMPTROLLER OF PUBLIC ACCOUNTS**

Signature

Printed Name

Title

Date

CERTIFICATE OF INCUMBENCY:

The preceding signatory is a duly appointed, acting, and qualified officer of the Participant, who, in the capacity set forth above is authorized to execute this Agreement.

IN WITNESS WHEREOF, I have duly executed this certificate as of the ____ day of _____, 20__.

Signature

Printed Name
Secretary

Title

Agenda

Item # 21

Release of
Liens

**AFFIDAVIT OF RELEASE
OF CLAIM FOR
UNPAID CHARGES**

THE STATE OF TEXAS *

COUNTY OF BASTROP *

We the undersigned members of the Board Directors of the Bastrop County Water Control & Improvement District, No. Two ("District "), make oath and deposes that the claims of the District for unpaid charges accumulated through February 14, 2019 and more particularly described in that certain Affidavit of Lien and Unpaid Charges, filed of record in Volume 1402 Page 821 & Volume 477 Page 548 & Volume 663 Page 525 & Volume 669 Page 474 & Volume 730 Page 666 & Volume 768 Page 189 & Volume 953 Page 412 & Volume 1027 Page 647 & Volume 1107 Page 199 & Volume 1198 Page 397 & Volume 1214 Page 394 & Volume 1295 Page 767 & Volume 1402 Page 821 & Volume 1502 Page 554 & Volume 1608 Page 312 & Book 1713 Page 678-765 & Book 1806 Pages 718-732 & Book 1889 Pages 194-202 & Book 1977 Pages 638-701 & Book 2043 & Pages 807-816 & Volume 2120 Page 519-529 & Volume 2203 Page 336-354 & Book 2293 Pages 227-240 & Instrument 201501778 & Instrument 201501779 & Instrument 201600766 & Instrument 201600764 & Instrument 201701281 & Instrument 201701283 & Instrument 201801123 & Instrument 201801124 & Instrument 201901887 of the Official Records of Bastrop County, Texas, are hereby released for the persons and properties listed in Exhibit A, attached hereto, said properties being identified by Unit, Block, and Lot Numbers.

Executed this 21st day of March 2019.

Board Director

Sworn and acknowledged before me, by the Board Director, on the 21st day of March, 2019

Alma Rodriguez
Notary

fr

Exhibit A

<u>NAME</u>	<u>Unit-Blk-Lot</u>	<u>Standby</u>	<u>Road</u>	<u>Lien</u>	<u>Amount</u>
Ambriz, Venancio	04-02-0201	(\$ 0.00)	(\$ 180.00)	(\$ 0.00)	(\$ 180.00)
Beck, Alfred	02-09-0930	(\$ 0.00)	(\$ 180.00)	(\$ 0.00)	(\$ 180.00)
Beck, Gene	02-09-0930	(\$ 0.00)	(\$ 180.00)	(\$ 0.00)	(\$ 180.00)
Bridges, Joshua Cross	05-02-0142	(\$ 0.00)	(\$ 108.00)	(\$ 0.00)	(\$ 108.00)
Bridges, Joshua Cross	05-02-0142	(\$ 0.00)	(\$ 621.00)	(\$ 45.00)	(\$ 666.00)
Brooks, Melissa A.	04-14-0882	(\$ 0.00)	(\$ 60.00)	(\$ 0.00)	(\$ 60.00)
Brooks, Melissa A.	04-14-0882	(\$ 0.00)	(\$ 510.00)	(\$ 45.00)	(\$ 555.00)
Brooks, Melissa A.	04-14-0882	(\$ 0.00)	(\$ 735.00)	(\$ 90.00)	(\$ 825.00)
Brooks, Melissa A.	04-14-0882	(\$ 0.00)	(\$ 684.00)	(\$ 45.00)	(\$ 729.00)
Brooks, Melissa A.	04-14-0882	(\$ 0.00)	(\$ 965.10)	(\$ 90.00)	(\$ 1,055.10)
Burns, Thomas A.	03-11-0231	(\$ 0.00)	(\$ 180.00)	(\$ 0.00)	(\$ 180.00)
Butts, Gerry	05-12-0857	(\$ 0.00)	(\$ 180.00)	(\$ 0.00)	(\$ 180.00)
Champlin, William C.	05-02-0080	(\$ 0.00)	(\$ 180.00)	(\$ 0.00)	(\$ 180.00)
Cheng, Kevin Wai Kei	03-17-0396	(\$ 0.00)	(\$ 180.00)	(\$ 0.00)	(\$ 180.00)
Christian, Paul D.	02-13-1112	(\$ 0.00)	(\$ 180.00)	(\$ 0.00)	(\$ 180.00)
Christian, Paul D.	02-13-1111	(\$ 0.00)	(\$ 180.00)	(\$ 0.00)	(\$ 180.00)
Church of JC	01-20-1636	(\$ 0.00)	(\$ 180.00)	(\$ 0.00)	(\$ 180.00)
Church of JC	01-20-1637	(\$ 0.00)	(\$ 180.00)	(\$ 0.00)	(\$ 180.00)
Church of JC	01-20-1639	(\$ 0.00)	(\$ 180.00)	(\$ 0.00)	(\$ 180.00)
Church of JC	01-20-1640	(\$ 0.00)	(\$ 180.00)	(\$ 0.00)	(\$ 180.00)
Church of JC	01-20-1641	(\$ 0.00)	(\$ 180.00)	(\$ 0.00)	(\$ 180.00)
Church of JC	01-20-1642	(\$ 0.00)	(\$ 180.00)	(\$ 0.00)	(\$ 180.00)
Church of JC	01-20-1643	(\$ 0.00)	(\$ 180.00)	(\$ 0.00)	(\$ 180.00)
Church of JC	01-20-1644	(\$ 0.00)	(\$ 180.00)	(\$ 0.00)	(\$ 180.00)
Church of JC	01-20-1645	(\$ 0.00)	(\$ 180.00)	(\$ 0.00)	(\$ 180.00)
Church of JC	01-20-1646	(\$ 0.00)	(\$ 180.00)	(\$ 0.00)	(\$ 180.00)
Cutler, Mac L.	05-21-1232	(\$ 0.00)	(\$ 180.00)	(\$ 0.00)	(\$ 180.00)
Dameworth, Bruce	01-19-0543	(\$ 0.00)	(\$ 108.00)	(\$ 0.00)	(\$ 108.00)
Dameworth, Bruce	01-19-0543	(\$ 0.00)	(\$ 402.00)	(\$ 45.00)	(\$ 447.00)
Dameworth, Bruce	01-19-0542	(\$ 0.00)	(\$ 108.00)	(\$ 0.00)	(\$ 108.00)
Dameworth, Bruce	01-19-0542	(\$ 0.00)	(\$ 402.00)	(\$ 45.00)	(\$ 447.00)
Eagle 96 West	04-12-0752	(\$ 0.00)	(\$ 165.00)	(\$ 0.00)	(\$ 165.00)
Eagle 96 West	04-12-0753	(\$ 0.00)	(\$ 165.00)	(\$ 0.00)	(\$ 165.00)
Ehrhart, Mary	02-04-0374	(\$ 0.00)	(\$ 180.00)	(\$ 0.00)	(\$ 180.00)
Ellison, John C.	01-12-0671	(\$ 0.00)	(\$ 180.00)	(\$ 0.00)	(\$ 180.00)
Ellison, John C.	01-12-0672	(\$ 0.00)	(\$ 180.00)	(\$ 0.00)	(\$ 180.00)
Ferrara, Rosa Jaimes	01-12-0783	(\$ 0.00)	(\$ 108.00)	(\$ 0.00)	(\$ 108.00)
Ferrara, Rosa Jaimes	01-12-0783	(\$ 0.00)	(\$ 621.00)	(\$ 45.00)	(\$ 666.00)
Fischer, Lance R.	02-04-0350	(\$ 0.00)	(\$ 180.00)	(\$ 0.00)	(\$ 180.00)
Fischer, Lance R.	02-04-0409	(\$ 0.00)	(\$ 180.00)	(\$ 0.00)	(\$ 180.00)
Fischer, Lance R.	02-04-0410	(\$ 0.00)	(\$ 180.00)	(\$ 0.00)	(\$ 180.00)

Exhibit A

<u>NAME</u>	<u>Unit-Blk-Lot</u>	<u>Standby</u>	<u>Road</u>	<u>Lien</u>	<u>Amount</u>
Fischer, Lance R.	02-04-0411	(\$ 0.00)	(\$ 180.00)	(\$ 0.00)	(\$ 180.00)
Fischer, Lance R.	02-04-0413	(\$ 0.00)	(\$ 180.00)	(\$ 0.00)	(\$ 180.00)
Fischer, Lance R.	02-04-0412	(\$ 0.00)	(\$ 180.00)	(\$ 0.00)	(\$ 180.00)
Ganju, Vijay K.	04-11-0531	(\$ 0.00)	(\$ 180.00)	(\$ 0.00)	(\$ 180.00)
Ganju, Vijay K.	04-11-0532	(\$ 0.00)	(\$ 180.00)	(\$ 0.00)	(\$ 180.00)
Goralski, Lein	02-13-1173	(\$ 0.00)	(\$ 180.00)	(\$ 0.00)	(\$ 180.00)
Goralski, Lein	02-13-1174	(\$ 0.00)	(\$ 180.00)	(\$ 0.00)	(\$ 180.00)
Haley Jr., Jeffrey S.	05-26-1425	(\$ 0.00)	(\$ 180.00)	(\$ 0.00)	(\$ 180.00)
Hastings, Michelle	01-09-1253	(\$ 0.00)	(\$ 210.00)	(\$ 45.00)	(\$ 255.00)
Hastings, Michelle	01-09-1253	(\$ 0.00)	(\$ 693.00)	(\$ 90.00)	(\$ 783.00)
Hastings, Michelle	01-09-1253	(\$ 0.00)	(\$ 1134.00)	(\$ 135.00)	(\$ 1,269.00)
Hernandez, Jon	05-02-0140	(\$ 0.00)	(\$ 471.00)	(\$ 45.00)	(\$ 516.00)
Hernandez, Zeferino R.	05-09-0656	(\$ 0.00)	(\$ 132.00)	(\$ 0.00)	(\$ 132.00)
Hodges, Bascom L.	05-18-1099	(\$ 0.00)	(\$ 180.00)	(\$ 0.00)	(\$ 180.00)
Johnson, Patsy	01-08-1035	(\$ 0.00)	(\$ 132.00)	(\$ 0.00)	(\$ 132.00)
Kincheon, Melvin II	05-06-0523	(\$ 0.00)	(\$ 828.00)	(\$ 45.00)	(\$ 873.00)
Kincheon, Melvin II	05-06-0523	(\$ 0.00)	(\$ 459.15)	(\$ 45.00)	(\$ 504.15)
Lee, Melissa	04-01-0117	(\$ 0.00)	(\$ 180.00)	(\$ 0.00)	(\$ 180.00)
Marenco, Maria Isabel	05-02-0093	(\$ 0.00)	(\$ 180.00)	(\$ 0.00)	(\$ 180.00)
Mareth, Trent	02-09-0933	(\$ 0.00)	(\$ 180.00)	(\$ 0.00)	(\$ 180.00)
Mendez, Paul Jr.,	04-10-0503	(\$ 0.00)	(\$ 180.00)	(\$ 0.00)	(\$ 180.00)
Murphy, LuAnn	02-08-0766	(\$ 0.00)	(\$ 180.00)	(\$ 0.00)	(\$ 180.00)
Newcomb, Michelle	01-09-1253	(\$ 0.00)	(\$ 255.00)	(\$ 0.00)	(\$ 255.00)
Palms Properties LLC	02-15-1302	(\$ 0.00)	(\$ 180.00)	(\$ 0.00)	(\$ 180.00)
Pensock, Barbara J.	04-01-0118	(\$ 0.00)	(\$ 180.00)	(\$ 0.00)	(\$ 180.00)
Perez, Frank R.	01-12-0826	(\$ 0.00)	(\$ 180.00)	(\$ 0.00)	(\$ 180.00)
Pine Forest Golf Club	U4.71 10Acres	(\$ 0.00)	(\$ 180.00)	(\$ 0.00)	(\$ 180.00)
Poor, Freddie L.	01-12-0720	(\$ 0.00)	(\$ 180.00)	(\$ 0.00)	(\$ 180.00)
Ramirez, Nesta	01-12-0697	(\$ 0.00)	(\$ 180.00)	(\$ 0.00)	(\$ 180.00)
Reeves, Ben	01-09-1222	(\$ 0.00)	(\$ 86.00)	(\$ 0.00)	(\$ 86.00)
Reeves, Ben	01-09-1222	(\$ 0.00)	(\$ 650.00)	(\$ 45.00)	(\$ 695.00)
Richardson, Lester L.	01-10-1406	(\$ 0.00)	(\$ 180.00)	(\$ 0.00)	(\$ 180.00)
Roberson, Reuben	02-16-1711	(\$ 0.00)	(\$ 180.00)	(\$ 0.00)	(\$ 180.00)
Roberson, Reuben	03-11-0259	(\$ 0.00)	(\$ 180.00)	(\$ 0.00)	(\$ 180.00)
Sager, Debra Lynn	05-19-1172	(\$ 0.00)	(\$ 180.00)	(\$ 0.00)	(\$ 180.00)
Schroeder, Martin E.	02-05-0581	(\$ 0.00)	(\$ 180.00)	(\$ 0.00)	(\$ 180.00)
Scott, Anacleto	05-09-0666	(\$ 0.00)	(\$ 180.00)	(\$ 0.00)	(\$ 180.00)
Sioson, Gregorio B.	01-17-0101	(\$ 0.00)	(\$ 180.00)	(\$ 0.00)	(\$ 180.00)
Skyland Investments	02-02-0164	(\$ 0.00)	(\$ 180.00)	(\$ 0.00)	(\$ 180.00)
Soto, Maria Elsa	04-12-0638	(\$ 0.00)	(\$ 108.00)	(\$ 0.00)	(\$ 108.00)
Starke, Frederick M.	02-04-0406	(\$ 0.00)	(\$ 180.00)	(\$ 0.00)	(\$ 180.00)
Stiner, Jonathan	04-15-1489	(\$ 0.00)	(\$ 180.00)	(\$ 0.00)	(\$ 180.00)
Sundt, Jonathan	01-10-1300	(\$ 0.00)	(\$ 180.00)	(\$ 0.00)	(\$ 180.00)

Swift, Robert	01-10-1299	(\$	0.00)	(\$	180.00)	(\$	0.00)	(\$	180.00)
Torres, Jr. Jaime	05-01-0014	(\$	0.00)	(\$	156.00)	(\$	0.00)	(\$	156.00)
Torres, Yolanda	04-13-0803	(\$	0.00)	(\$	156.00)	(\$	0.00)	(\$	156.00)
Toto, Vincent	05-24-1316	(\$	0.00)	(\$	156.00)	(\$	0.00)	(\$	156.00)
Van Dyke, Jeff	02-07-0699	(\$	0.00)	(\$	180.00)	(\$	0.00)	(\$	180.00)
Venkatesan, Jayashree	03-11-0236	(\$	0.00)	(\$	132.00)	(\$	0.00)	(\$	132.00)
Wales, Bill	02-06-0620	(\$	0.00)	(\$	180.00)	(\$	0.00)	(\$	180.00)
White, Russell	04-15-1534	(\$	0.00)	(\$	156.00)	(\$	0.00)	(\$	156.00)
Woolsey, Michael Paul	02-08-0841	(\$	0.00)	(\$	180.00)	(\$	0.00)	(\$	180.00)
	TOTAL	\$	0.00	\$	22,656.25	\$	900.00	\$	23,556.25

Lien List Recap for MARCH 2019

Total Amount of Liens Released	\$	23,556.25
Road Assessments Paid	\$	35,670.40
Standby Assessments Paid	\$	000.00
Attorney Fees	\$	1,286.20
Total actually collected	\$	36,956.60
Total Write offs	\$	000.00

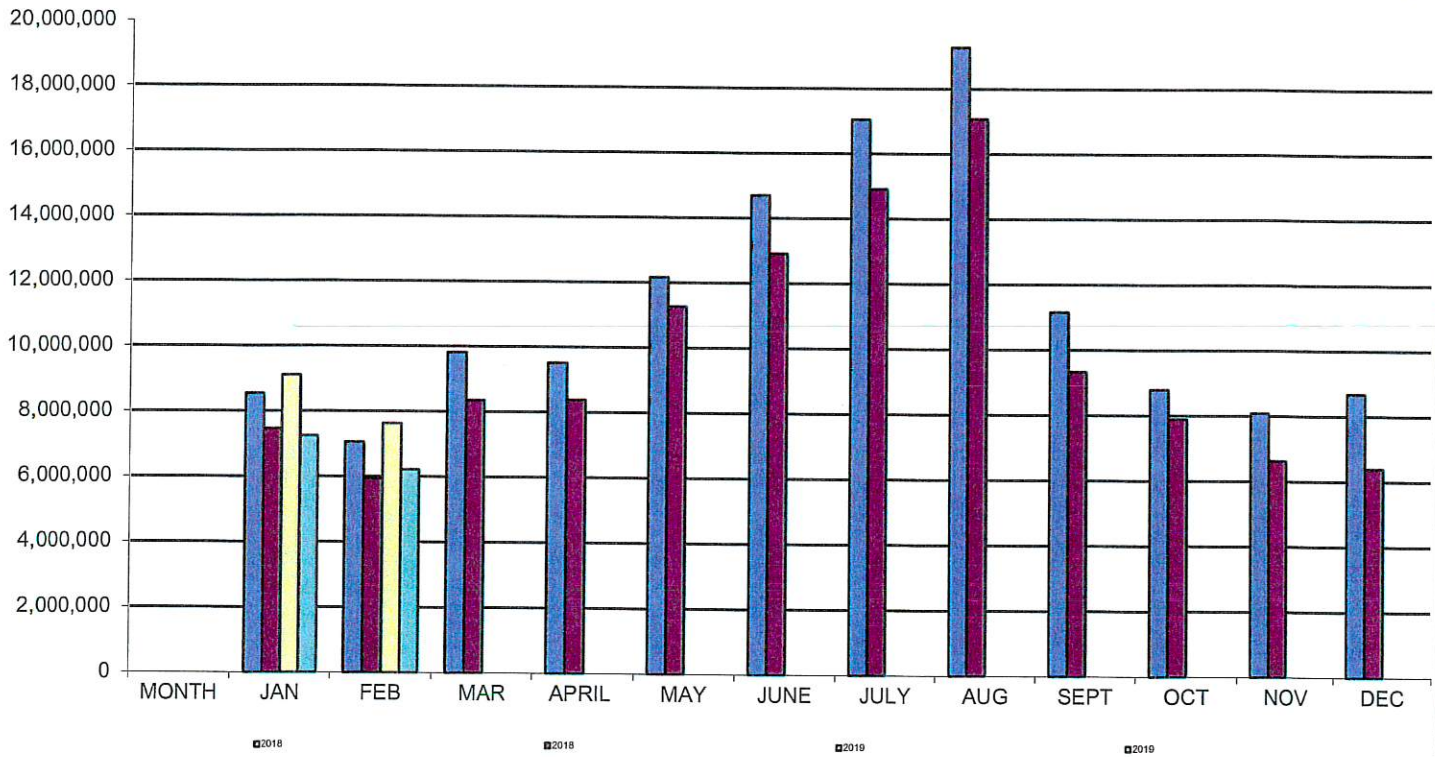
Misc Reports

	Total Customers Billed	E-Billing Customers	Web Online Payments	Bank Drafts	Credit Card Drafts	% of Customers paying online or drafts	Mail/Walk-ins/ Drop Box
Jan	1749	652	731	282	262	58%	474
Feb	1754	613	751	280	277	59%	446
Mar	0	0	0	0	0		0
Apr	0	0	0	0	0		0
May	0	0	0	0	0		0
Jun	0	0	0	0	0		0
Jul	0	0	0	0	0		0
Aug	0	0	0	0	0		0
Sep	0	0	0	0	0		0
Oct	0	0	0	0	0		0
Nov	0	0	0	0	0		0
Dec	0	0	0	0	0		0

	Culvert Permits (Cumulative Total)	Irrigation Permits (Cumulative Total)	Swimming Pool Permits (Cumulative Total)
Jan	11	0	1
Feb	20	0	1
Mar	0	0	0
Apr	0	0	0
May	0	0	0
Jun	0	0	0
Jul	0	0	0
Aug	0	0	0
Sep	0	0	0
Oct	0	0	0
Nov	0	0	0
Dec	0	0	9

**BCWCID#2 2019
CONSUMPTION REPORT**

	2018	2018	2019	2019	2019		
	PUMPED	USAGE	PUMPED	USAGE	PUMPED	ACTIVE	
MONTH	WATER	OF WATER	WATER	OF WATER	UNBILLED	METERS	%
JAN	8542700	7456309	9099400	7234102	1212800	1,749	7%
FEB	7052400	5935407	7619700	6209391	1249390	1,754	2%
MAR	9807100	8339939					#DIV/0!
APRIL	9507700	8371140					#DIV/0!
MAY	12156500	11258177					#DIV/0!
JUNE	14696367	12907732					#DIV/0!
JULY	17043575	14906255					#DIV/0!
AUG	19271835	17071678					#DIV/0!
SEPT	11152765	9326113					#DIV/0!
OCT	8789779	7891026					#DIV/0!
NOV	8073110	6615931					#DIV/0!
DEC	8680383	6391292					#DIV/0!
TOTALS	134,774,214	116,470,999	16,719,100	13,443,493	2,462,190		5%



JOB CODE	ISSUED THIS PERIOD				PRIOR ORDERS			TOTAL	TOTAL
	ISSUED	COMPLETED	VOIDED	OUTSTANDING	COMPLETED	VOIDED	OUTSTANDING	COMPLETED	OUTSTANDING
ALARM SEWER ALARM	11	10	0	1	1,539	15	4	1,549	5
BROWN BROWN WATER	1	1	0	0	335	3	0	336	0
CULVE CULVERT PERMIT	11	11	0	0	190	7	2	201	2
FLUSH FLUSH WATER LINE	6	5	0	0	732	0	3	737	3
HSWAP METER HEAD SWAP	0	0	0	0	137	11	0	137	0
IRRIQ IRRIGATION PERMIT	0	0	0	0	26	2	0	26	0
LEAK CHECK FOR LEAK	7	7	0	0	1,471	15	2	1,478	2
LKMTR LOCK MTR	2	2	0	0	215	63	0	217	0
LNLOC LINE LOCATE	0	0	0	0	189	3	0	189	0
METER MOVE METER CHARGE	0	0	0	0	6	7	0	6	0
MI METER INFORMATION	0	0	0	0	137	9	2	137	2
MISCE MISCELLANEOUS	13	12	0	1	2,977	169	10	2,989	11
MOW MOWING GRASS	1	1	0	0	243	1	1	244	1
OCC OCCUPANT CHANGE	14	12	1	1	3,295	57	0	3,307	1
ODOR SMELLY WATER	1	1	0	0	14	0	1	15	1
OFF TURN OFF SERVICE	7	6	1	0	2,343	263	0	2,349	0
OFFEE TRIP CHARGE TURN OFF	0	0	0	0	14	0	0	14	0
ON TURN ON SERVICE	12	12	0	0	2,867	77	0	2,879	0
ONFEE TRIP CHARGE TURN ON	0	0	0	0	13	2	0	13	0
POOLS POOL/SPA PERMIT	1	1	0	0	25	1	0	26	0
RC READ CHECK	0	0	0	0	402	83	2	402	2
ROAD ROAD REPAIR	9	5	0	4	3,436	23	56	3,441	60
RRMON RADIO READ MONITOR (RENT)	0	0	0	0	0	1	0	0	0
SEWER WASTEWATER MISC SERVICE	1	1	0	0	1,357	24	2	1,358	2
SIGN STREET SIGN	0	0	0	0	58	2	1	58	1
SWAP METER SWAP-OUT	56	56	0	0	1,502	94	0	1,558	0
SWTAP W/W TAP	3	0	1	2	340	11	4	340	6
TMPWT TMP WTR	0	0	0	0	7	4	0	7	0
W/W W/W ESTIMATE	14	14	0	0	761	24	5	775	5
WMEAS MEASURE FOR WATER TAP	16	16	0	0	1,057	25	5	1,073	5
WPRES LOW WATER PRESSURE	1	1	0	0	287	15	0	288	0
WTRTP WATER TAP	7	0	1	6	23	619	3	23	9
WWMOV W/W ESTIMATE FOR RELOCATE	0	0	0	0	11	5	0	11	0
** GRAND TOTALS **	194	174	4	15	26,009	1,635	103	26,183	118

FEBRUARY 2019

BCWCID#2

Re-Cap of Water Tap Applications

WATER TAPS:

2019 Complete.....	4	
2019 Pending.....	9	
2018 Complete.....	96	
2017 Complete.....	78	
2016 Complete	88	
2015 Complete	60	
2014 Complete	39	
2013 Complete.....	35	
2012 Complete.....	37	
2011 Complete.....	42	
2010 Complete.....	49	
2009 Complete.....	43	
2008 Complete.....	35	
2007 Complete.....	47	
2006 Pending.....	1	(Sac-N-Pac)
2006 Complete.....	25	
2005 Complete.....	26	
2004 Complete.....	39	
2003 Complete.....	72	
2002 Complete.....	113	

FEBRUARY 2019

BCWCID#2

Re-Cap of Waste Water Tap Applications

WASTE WATER TAPS:

2019 Complete.....	1
2019 Pending.....	6
2018 Complete.....	52
2017 Complete	35
2016 Complete	40
2015 Complete	32
2014 Complete	26

Active Waste Water Customers: 705

2013-2019 COMPARISON ROAD & STANDBY

MONTH	PRIOR YR RD	CURRENT RD	TOTAL ROADS	PRIOR YR SB	CURRENT SB	TOTAL SB	TOTALS	% Current Rd	% Current SB
JAN									
2013	\$41,260.80	\$938.00	\$ 42,198.80	\$5,354.51	\$0.00	\$ 5,354.51	\$ 47,553.31	2.22%	0.00%
2014	\$16,953.96	\$6,717.00	\$ 23,670.96	\$2,025.33	\$756.00	\$ 2,781.33	\$ 26,452.29	28.38%	27.18%
2015	\$46,965.38	\$3,501.00	\$ 50,466.38	\$2,088.00	\$0.00	\$ 2,088.00	\$ 52,554.38	6.94%	0.00%
2016	\$38,720.86	\$4,131.00	\$ 42,851.86	\$5,019.54	\$108.00	\$ 5,127.54	\$ 47,979.40	9.64%	2.11%
2017	\$ 35,426.89	\$ 5,954.00	\$ 41,380.89	\$ 896.00	\$ 264.00	\$ 1,160.00	\$ 42,540.89	14.39%	22.76%
2018	\$ 115,672.15	\$ 10,968.00	\$ 126,640.15	\$ 3,217.00	\$ -	\$ 3,217.00	\$ 129,857.15	8.66%	0.00%
2019	\$ 46,224.84	\$ 13,062.05	\$ 59,286.89	\$ 399.00	\$ -	\$ 399.00	\$ 59,685.89	22.03%	0.00%
FEB									
2013	\$ 18,626.80	\$ 67,095.40	\$ 85,722.20	\$ 1,030.75	\$ 5,044.00	\$ 6,074.75	\$ 91,796.95	78.27%	83.03%
2014	\$ 15,340.01	\$ 50,611.20	\$ 65,951.21	\$ 630.63	\$ 2,916.00	\$ 3,546.63	\$ 69,497.84	76.74%	82.22%
2015	\$ 29,099.97	\$ 81,445.03	\$ 110,545.00	\$ 3,048.00	\$ 4,474.50	\$ 7,522.50	\$ 118,067.50	73.68%	59.48%
2016	\$ 29,281.26	\$ 97,183.76	\$ 126,465.02	\$ 2,196.00	\$ 4,752.00	\$ 6,948.00	\$ 133,413.02	76.85%	68.39%
2017	\$ 37,167.14	\$ 108,620.10	\$ 145,787.24	\$ 6,098.00	\$ 644.00	\$ 6,742.00	\$ 152,529.24	74.51%	9.55%
2018	\$ 52,408.12	\$ 92,820.40	\$ 145,228.52	\$ 7,030.00	\$ -	\$ 7,030.00	\$ 152,258.52	63.91%	0.00%
2019	\$ 40,080.91	\$ 84,607.20	\$ 124,688.11	\$ 525.00	\$ -	\$ 525.00	\$ 125,213.11	67.86%	0.00%
MARCH									
2013	\$ 17,858.90	\$ 34,408.60	\$ 52,267.50	\$ 3,172.37	\$ 1,428.00	\$ 4,600.37	\$ 56,867.87	65.83%	31.04%
2014	\$ 13,978.32	\$ 60,159.00	\$ 74,137.32	\$ 1,453.37	\$ 3,024.00	\$ 4,477.37	\$ 78,614.69	81.15%	67.54%
2015	\$ 25,994.36	\$ 48,549.86	\$ 74,544.22	\$ 520.00	\$ 2,135.92	\$ 2,655.92	\$ 77,200.14	65.13%	80.42%
2016	\$ 39,332.78	\$ 43,344.46	\$ 82,677.24	\$ 7,171.28	\$ 1,746.00	\$ 8,917.28	\$ 91,594.52	52.43%	19.58%
2017	\$ 63,299.04	\$ 58,291.95	\$ 121,590.99	\$ 3,628.50	\$ 2,655.00	\$ 6,283.50	\$ 127,874.49	47.94%	42.25%
2018	\$ 60,476.28	\$ 79,758.65	\$ 140,234.93	\$ 2,582.83	\$ -	\$ 2,582.83	\$ 142,817.76	56.88%	0.00%
2019	\$ -	\$ -	\$ -	\$ -	\$ -	\$ -	\$ -	#DIV/0!	#DIV/0!
APRIL									
2013	\$ 4,049.54	\$ 15,913.00	\$ 19,962.54	\$ 398.69	\$ 168.00	\$ 566.69	\$ 20,529.23	79.71%	29.65%
2014	\$ 10,437.83	\$ 23,886.85	\$ 34,324.68	\$ 1,697.16	\$ 540.00	\$ 2,237.16	\$ 36,561.84	69.59%	24.14%
2015	\$ 50,455.27	\$ 26,487.88	\$ 76,943.15	\$ 1,113.20	\$ 432.00	\$ 1,545.20	\$ 78,488.35	34.43%	27.96%
2016	\$ 12,911.65	\$ 23,397.53	\$ 36,309.18	\$ 639.00	\$ 864.00	\$ 1,503.00	\$ 37,812.18	64.44%	57.49%
2017	\$ 10,981.60	\$ 25,543.90	\$ 36,525.50	\$ 921.00	\$ 1,056.00	\$ 1,977.00	\$ 38,502.50	69.93%	53.41%
2018	\$ 17,879.81	\$ 36,796.04	\$ 54,675.85	\$ 1,042.50	\$ -	\$ 1,042.50	\$ 55,718.35	67.30%	0.00%
2019	\$ -	\$ -	\$ -	\$ -	\$ -	\$ -	\$ -	#DIV/0!	#DIV/0!

MONTH	PRIOR YR RD	CURRENT RD	TOTAL ROADS	PRIOR YR SB	CURRENT SB	TOTAL SB	TOTALS	% Current-Rd	% Current SB
MAY									
2013	\$ 5,122.66	\$ 9,357.00	\$ 14,479.66	\$ 2,357.38	\$ 182.00	\$ 2,539.38	\$ 17,019.04	64.62%	7.17%
2014	\$ 11,212.74	\$ 11,752.32	\$ 22,965.06	\$ 2,332.50	\$ 324.00	\$ 2,656.50	\$ 25,621.56	51.17%	12.20%
2015	\$ 21,695.12	\$ 9,728.10	\$ 31,423.22	\$ 1,119.76	\$ 432.00	\$ 1,551.76	\$ 32,974.98	30.96%	27.84%
2016	\$ 20,027.28	\$ 15,607.50	\$ 35,634.78	\$ 585.00	\$ 432.00	\$ 1,017.00	\$ 36,651.78	43.80%	42.48%
2017	\$ 19,898.03	\$ 22,307.58	\$ 42,205.61	\$ 300.00	\$ 396.00	\$ 696.00	\$ 42,901.61	52.85%	56.90%
2018	\$ 41,756.88	\$ 26,147.09	\$ 67,903.97	\$ 2,243.00	\$ -	\$ 2,243.00	\$ 70,146.97	38.51%	0.00%
2019	\$ -	\$ -	\$ -	\$ -	\$ -	\$ -	\$ -	#DIV/0!	#DIV/0!
JUNE									
2013	\$ 7,452.91	\$ 8,772.60	\$ 16,225.51	\$ 969.80	\$ 84.00	\$ 1,053.80	\$ 17,279.31	54.07%	7.97%
2014	\$ 5,461.13	\$ 12,304.05	\$ 17,765.18	\$ 231.00	\$ 432.00	\$ 663.00	\$ 18,428.18	69.26%	65.16%
2015	\$ 12,383.14	\$ 10,440.44	\$ 22,823.58	\$ 847.00	\$ 648.00	\$ 1,495.00	\$ 24,318.58	45.74%	43.34%
2016	\$ 21,078.47	\$ 11,074.21	\$ 32,152.68	\$ 1,417.20	\$ 108.00	\$ 1,525.20	\$ 33,677.88	34.44%	7.08%
2017	\$ 48,144.47	\$ 21,764.19	\$ 69,908.66	\$ 2,386.00	\$ 264.00	\$ 2,650.00	\$ 72,558.66	31.13%	9.96%
2018	\$ 16,318.86	\$ 18,300.19	\$ 34,619.05	\$ 168.00	\$ -	\$ 168.00	\$ 34,787.05	52.86%	0.00%
2019	\$ -	\$ -	\$ -	\$ -	\$ -	\$ -	\$ -	#DIV/0!	#DIV/0!
JULY									
2013	\$ 6,390.25	\$ 7,293.79	\$ 13,684.04	\$ 1,485.55	\$ 336.00	\$ 1,821.55	\$ 15,505.59	53.30%	18.45%
2014	\$ 6,374.05	\$ 10,114.10	\$ 16,488.15	\$ 61.50	\$ 432.00	\$ 493.50	\$ 16,981.65	61.34%	87.54%
2015	\$ 6,165.31	\$ 9,191.51	\$ 15,356.82	\$ 215.00	\$ 216.00	\$ 431.00	\$ 15,787.82	59.85%	50.12%
2016	\$ 6,631.02	\$ 11,096.09	\$ 17,727.11	\$ 230.00	\$ 70.00	\$ 300.00	\$ 18,027.11	62.59%	23.33%
2017	\$ 44,122.82	\$ 16,037.89	\$ 60,160.71	\$ 5,865.00	\$ 264.00	\$ 6,129.00	\$ 66,289.71	26.66%	4.31%
2018	\$ 38,333.43	\$ 17,983.81	\$ 56,317.24	\$ 690.00	\$ -	\$ 690.00	\$ 57,007.24	31.93%	0.00%
2019	\$ -	\$ -	\$ -	\$ -	\$ -	\$ -	\$ -	#DIV/0!	#DIV/0!
AUG									
2013	\$ 8,507.85	\$ 6,579.95	\$ 15,087.80	\$ 963.75	\$ 168.00	\$ 1,131.75	\$ 16,219.55	43.61%	14.84%
2014	\$ 3,765.23	\$ 8,221.80	\$ 11,987.03	\$ -	\$ 216.00	\$ 216.00	\$ 12,203.03	68.59%	100.00%
2015	\$ 3,254.30	\$ 6,734.31	\$ 9,988.61	\$ -	\$ 324.00	\$ 324.00	\$ 10,312.61	67.42%	100.00%
2016	22804.82	9568.56	\$ 32,373.38	\$ 585.00	\$ -	\$ 585.00	\$ 32,958.38	29.56%	0.00%
2017	8001.35	12884.4	\$ 20,885.75	0	132	\$ 132.00	\$ 21,017.75	61.69%	100.00%
2018	\$ 24,195.33	\$ 19,735.00	\$ 43,930.33	\$ 885.00	\$ -	\$ 885.00	\$ 44,815.33	44.92%	0.00%
2019	\$ -	\$ -	\$ -	\$ -	\$ -	\$ -	\$ -	#DIV/0!	#DIV/0!

MONTH	PRIOR YR RD	CURRENT RD	TOTAL ROADS	PRIOR YR SB	CURRENT SB	TOTAL SB	TOTALS	% Current Rd	% Current SB
SEPT.									
2013	\$ 10,527.65	\$ 7,165.50	\$ 17,693.15	\$ 2,022.55	\$ 466.50	\$ 2,489.05	\$ 20,182.20	40.50%	18.74%
2014	\$ 18,117.34	\$ 10,992.20	\$ 29,109.54	\$ 2,179.53	\$ 495.00	\$ 2,674.53	\$ 31,784.07	37.76%	18.51%
2015	\$ 22,714.24	\$ 11,123.31	\$ 33,837.55	\$ 885.00	\$ 324.00	\$ 1,209.00	\$ 35,046.55	32.87%	26.80%
2016	\$ 32,586.89	\$ 14,553.53	\$ 47,140.42	\$ 1,016.00	\$ -	\$ 1,016.00	\$ 48,156.42	30.87%	0.00%
2017	\$ 23,883.05	\$ 14,768.60	\$ 38,651.65	\$ 4,142.50	\$ 264.00	\$ 4,406.50	\$ 43,058.15	38.21%	5.99%
2018	\$ 42,652.37	\$ 17,691.00	\$ 60,343.37	\$ 1,002.00	\$ -	\$ 1,002.00	\$ 61,345.37	29.32%	0.00%
2019	\$ -	\$ -	\$ -	\$ -	\$ -	\$ -	\$ -	#DIV/0!	#DIV/0!
OCT.									
2013	\$ 10,746.30	\$ 33,671.51	\$ 44,417.81	\$ 1,438.04	\$ 1,783.50	\$ 3,221.54	\$ 47,639.35	75.81%	55.36%
2014	\$ 7,888.35	\$ 38,685.75	\$ 46,574.10	\$ 410.50	\$ 2,492.00	\$ 2,902.50	\$ 49,476.60	83.06%	85.86%
2015	\$ 14,755.50	\$ 25,498.73	\$ 40,254.23	\$ 291.15	\$ 1,426.00	\$ 1,717.15	\$ 41,971.38	63.34%	83.04%
2016	\$ 31,103.58	\$ 31,954.49	\$ 63,058.07	\$ 3,217.00	\$ 1,521.00	\$ 4,738.00	\$ 67,796.07	50.67%	32.10%
2017	\$ 29,843.05	\$ 46,553.10	\$ 76,396.15	\$ 3,738.05	\$ 2,112.00	\$ 5,850.05	\$ 82,246.20	60.94%	36.10%
2018	\$ 36,769.56	\$ 47,516.10	\$ 84,285.66	\$ 4,989.50	\$ -	\$ 4,989.50	\$ 89,275.16	56.38%	0.00%
2019	\$ -	\$ -	\$ -	\$ -	\$ -	\$ -	\$ -	#DIV/0!	#DIV/0!
NOV.									
2013	\$ 6,394.66	\$ 25,224.75	\$ 31,619.41	\$ 110.75	\$ 588.00	\$ 698.75	\$ 32,318.16	79.78%	84.15%
2014	\$ 4,730.54	\$ 29,029.44	\$ 33,759.98	\$ 288.00	\$ 1,630.50	\$ 1,918.50	\$ 35,678.48	85.99%	84.99%
2015	\$ 15,068.39	\$ 37,149.21	\$ 52,217.60	\$ 1,035.00	\$ 2,052.00	\$ 3,087.00	\$ 55,304.60	71.14%	66.47%
2016	\$ 6,171.79	\$ 45,891.03	\$ 52,062.82	\$ 1,087.00	\$ 968.00	\$ 2,055.00	\$ 54,117.82	88.15%	47.10%
2017	\$ 31,199.20	\$ 61,695.11	\$ 92,894.31	\$ 8,020.36	\$ 1,350.00	\$ 9,370.36	\$ 102,264.67	66.41%	14.41%
2018	\$ 26,903.97	\$ 82,094.08	\$ 108,998.05	\$ 8,671.67	\$ -	\$ 8,671.67	\$ 117,669.72	75.32%	0.00%
2019	\$ -	\$ -	\$ -	\$ -	\$ -	\$ -	\$ -	#DIV/0!	#DIV/0!
DEC.									
2013	\$ 13,816.98	\$ 110,388.45	\$ 124,205.43	\$ 2,121.50	\$ 5,376.00	\$ 7,497.50	\$ 131,702.93	88.88%	71.70%
2014	\$ 12,752.43	\$ 190,734.04	\$ 203,486.47	\$ 2,496.00	\$ 6,277.50	\$ 8,773.50	\$ 212,259.97	93.73%	71.55%
2015	\$ 36,428.08	\$ 192,012.79	\$ 228,440.87	\$ 3,714.00	\$ 7,128.00	\$ 10,842.00	\$ 239,282.87	84.05%	65.74%
2016	\$ 19,769.65	\$ 247,519.79	\$ 267,289.44	\$ 117.00	\$ 7,320.00	\$ 7,437.00	\$ 274,726.44	92.60%	98.43%
2017	\$ 41,040.80	\$ 229,161.96	\$ 270,202.76	\$ 5,370.66	\$ 7,656.00	\$ 13,026.66	\$ 283,229.42	84.81%	58.77%
2018	\$ 39,095.01	\$ 349,567.00	\$ 388,662.01	\$ 7,189.47	\$ -	\$ 7,189.47	\$ 395,851.48	89.94%	0.00%
2019	\$ -	\$ -	\$ -	\$ -	\$ -	\$ -	\$ -	#DIV/0!	#DIV/0!

MONTH	PRIOR YR RD	CURRENT RD	TOTAL ROADS	PRIOR YR SB	CURRENT SB	TOTAL SB	TOTALS	Of Collections	
								% Current Rd	% Current SB
TOTALS									
2013	\$ 150,755.30	\$ 326,808.55	\$ 477,563.85	\$ 21,425.64	\$ 15,624.00	\$ 37,049.64	\$ 514,613.49	68.43%	42.17%
2014	\$ 127,011.93	\$ 453,207.75	\$ 580,219.68	\$ 13,805.52	\$ 19,535.00	\$ 33,340.52	\$ 613,560.20	78.11%	58.59%
2015	\$ 284,979.06	\$ 461,862.17	\$ 746,841.23	\$ 14,876.11	\$ 19,592.42	\$ 34,468.53	\$ 781,309.76	61.84%	56.84%
2016	\$ 280,420.05	\$ 555,321.95	\$ 835,742.00	\$ 23,280.02	\$ 17,889.00	\$ 41,169.02	\$ 876,911.02	66.45%	43.45%
2017	\$ 393,007.44	\$ 623,582.78	\$ 1,016,590.22	\$ 41,366.07	\$ 17,057.00	\$ 58,423.07	\$ 1,075,013.29	61.34%	29.20%
2018	\$ 512,461.77	\$ 799,377.36	\$ 1,311,839.13	\$ 39,710.97	\$ -	\$ 39,710.97	\$ 1,351,550.10	60.94%	0.00%
2019	\$ 86,305.75	\$ 97,669.25	\$ 183,975.00	\$ 924.00	\$ -	\$ 924.00	\$ 184,899.00	53.09%	0.00%
TOTALS			\$ 5,152,771.11			\$ 245,085.75	\$ 5,397,856.86		