



MUNICIPAL ACCOUNTS
& CONSULTING, L.P.

Bastrop County Water Control & Improvement District No. 2

Bookkeeper's Report

October 31, 2019

Cash Flow Report - Operating Water Account

As of October 31, 2019

Num	Name	Memo	Amount	Balance
BALANCE AS OF 10/01/2019				\$498,979.36
Receipts				
	Payment from Standby Fund		186.50	
	Payment from Road Fund		5,770.50	
	Payment from Road Fund - AP Allocation		11,096.88	
	Interest Earned on Checking		40.30	
	Accounts Receivable-W		253,434.60	
	Accounts Receivable - Pump/TWDB Reserve		13,106.44	
Total Receipts				283,635.22
Disbursements				
23007	Alma Rodriguez.	Mileage	(100.40)	
23008	Aqua Water Supply Corporation	Water Samples	(150.00)	
23009	AT&T Mobility	Telephone Expense	(312.92)	
23010	BlueCross BlueShield of Texas	Insurance	(15,798.65)	
23011	Coeus Networks	Computer	(21,443.32)	
23012	Dental Select	Dental Insurance	(399.40)	
23013	Esquivel Enterprise	Cleaning	(400.00)	
23014	Hendry's LLC	Repair Vehicle	(1,556.00)	
23015	Hydro Source Services, Inc.	Grinder Pump & Repair	(6,887.36)	
23016	Layne Christensen Company	Water Testing	(2,400.00)	
23017	Lowe's Business Account	Materials	(355.61)	
23018	Municipal Accounts & Consulting L.P.	Bookkeeping Fees	(3,569.47)	
23019	Time Warner Cable	Telephone/Internet	(110.57)	
23020	Tractor Supply Co	Materials	(154.46)	
23021	USABluebook	Materials & Maintenance	(99.36)	
23022	Walmart Community/SYNCB	Office Supplies	(141.73)	
23023	AIA Corporation	Office Supplies	(295.12)	
23024	American Water Works Association	Dues & Subscriptions	(340.00)	
23025	AT&T	Telephone Expense	(257.18)	
23026	Card Service Center	Credit Card Expense	(3,344.58)	
23027	Coeus Networks	Computer	(1,092.50)	
23028	Cutright Allen Architects	Architect Fees	(23,554.91)	
23029	Judy Osborn	Legal Fee	(375.00)	
23030	Matrix Imaging Solutions (C)	Printing	(326.64)	
23031	Nortex Modlar Leasing & Construction	Office Rental	(1,204.00)	
23032	Quill Corporation	Office Supplies	(108.37)	
23033	Wells Fargo Vendor Fin Serv	Office Equip Lease	(451.86)	
23034	Amcest Corporation	Security Agreement	(420.00)	
23035	Ameriflex Business Solutions	FSA Purchases	(139.93)	
23036	Ameriflex Business Solutions.	Insurance FSA Fees	(78.00)	
23037	Bastrop Convention & Exhibit Center	Board Meeting October 10, 2019	(200.00)	
23038	Checkr Inc.	Pre-Employment Screening	(46.50)	
23039	Cintas Corporation #86	Uniforms	(661.12)	
23040	DPC Industries, Inc.	Chemicals	(940.70)	
23041	Ferguson Enterprises, Inc. #1105	Repairs & Maintenance	(15.00)	
23042	Fluid Meter Service, Corp	Meters	(6,192.00)	
23043	Hydro Source Services, Inc.	Materials	(1,536.43)	
23044	IHS Landscaping & Services Inc	Mowing	(1,044.00)	
23045	Lost Pines Groundwater Conservation Distr	Ground Water Assessment	(1,634.95)	
23046	McCoy's Building Supply Corp	Materials	(184.60)	
23047	McLean & Howard, LLP	Legal Fees	(3,025.00)	

Cash Flow Report - Operating Water Account

As of October 31, 2019

Num	Name	Memo	Amount	Balance
Disbursements				
23048	The Texas Boot Company	Uniforms	(179.99)	
23049	Time Warner Cable	Telephone/Internet	(156.56)	
23050	Trac N Trol, Inc.	SCADA System	(785.90)	
23051	Tyler Technologies Inc	Maint Agreement Incode	(3,170.00)	
23052	USABluebook	Materials & Maintenance	(192.51)	
23053	Waste Connections	Garbage	(79.93)	
23054	Wex Bank	Fuel	(1,844.08)	
23055	EJ & M Leasing Inc.	Customer Deposit Refund	(59.94)	
23056	Amir Shoara & Farzaneh Khansari	Customer Deposit Refund	(71.11)	
23057	HFG Maintenance & Construction	Customer Deposit Refund	(187.05)	
23058	Lori & Garrett Patterson	Customer Deposit Refund	(44.53)	
23059	Angela & Randy Norton	Customer Deposit Refund	(35.16)	
23060	Ted & Doreen Dennison	Customer Deposit Refund	(181.04)	
23061	Christopher Miller & Christina Felix	Customer Deposit Refund	(106.71)	
23062	Charlie Ray Kirk	Customer Deposit Refund	(161.52)	
23063	Mary Kelly	Customer Deposit Refund	(112.36)	
23064	Douglas Galle & Michael James	Customer Deposit Refund	(124.16)	
23065	James Willey	Customer Deposit Refund	(68.33)	
23066	Chesser Homes, LLC.	Customer Deposit Refund	(114.96)	
23067	Ameriflex Business Solutions	FSA Purchases	(56.60)	
23068	Bastrop WCID No 2 - W/W	WasteWater Service	(135.69)	
23069	Bastrop WCID No 2 - Water	Purchase Water Expense	(320.63)	
23070	Esquivel Enterprise	Cleaning	(400.00)	
23071	Firestone Complete Auto Care	Auto Repairs	(973.02)	
23072	Frontier Communications	Answering Service	(69.90)	
23073	Gatehouse Austin - Advertising	Public Notice	(793.04)	
23074	Humana Hlth Plan TX	Insurance Premium	(129.25)	
23075	Hydraulic House Inc	Equipment Repair	(75.49)	
23076	La Grange NAPA	Repair Vehicle	(144.46)	
23077	Professional Image Communications	Answering Service	(190.00)	
23078	Texas Municipal League	Insurance	(31,378.62)	
23079	Unum Life Insurance Company	Insurance Premium	(500.26)	
23080	Alma Rodriguez.	Mileage	(96.92)	
23081	AT&T Mobility	Telephone Expense	(312.97)	
23082	Barnard Tire & Auto	Maintenance & Repair	(7.00)	
23083	DPC Industries, Inc.	Chemicals	(190.00)	
23084	DSHS Central Lab MC2004	Water Samples	(1,554.03)	
23085	Environmental Improvements, Inc	Materials	(4,025.22)	
23086	Ferguson Enterprises, Inc. #1105	Repairs & Maintenance	(6,191.83)	
23087	McCoy's Building Supply Corp	Materials	(155.85)	
23088	Neopost USA Inc.	Office Equipment Lease	(413.21)	
23089	Time Warner Cable	Telephone/Internet	(110.57)	
23090	Tyler Technologies Inc	Printer Maintenance	(326.93)	
23091	Walmart Community/SYNCB	Office Supplies	(72.87)	
EFT	Bluebonnet Electric Coop	Utility	(6,175.29)	
EFT	City of Bastrop	Purchase Sewer Service	(12,121.00)	
EFT	Bastrop WCID No 2	TCDRS - Retirement Payment	(6,026.38)	
INT/SRV	Bastrop WCID No 2	Credit Card Discount Fees	(2,138.16)	
INT/SRV	Bastrop WCID No 2	Bank Fee	(30.00)	

Cash Flow Report - Operating Water Account

As of October 31, 2019

Num	Name	Memo	Amount	Balance
Disbursements				
PAYROLL	Bastrop WCID No 2 - Water	Payroll - 09/25/19-10/08/19	(18,901.11)	
PAYROLL	Bastrop WCID No 2 - Water	Payroll - 10/09/19-10/22/19	(19,000.13)	
PAYROLL	Alliance Payroll	Payroll Fees	(229.10)	
PAYROLL	United States Treasury	Payroll Liabilites	(11,232.65)	
RCT/TRN	Bastrop WCID No 2	Transfer to WW-Annual TWDB - September	(30,837.22)	
Total Disbursements				(264,338.88)
BALANCE AS OF 10/31/2019				\$518,275.70

Cash Flow Report - TWDB WW Account

As of October 31, 2019

Num	Name	Memo	Amount	Balance
BALANCE AS OF 10/01/2019				\$572.00
Receipts				
	No Receipts Activity		0.00	
Total Receipts				0.00
Disbursements				
	No Disbursements Activity		0.00	
Total Disbursements				0.00
BALANCE AS OF 10/31/2019				\$572.00

Cash Flow Report - Standby Operating Account

As of October 31, 2019

Num	Name	Memo	Amount	Balance
BALANCE AS OF 10/01/2019				\$84,886.55
Receipts				
	Accounts Receivable		3,723.77	
Total Receipts				3,723.77
Disbursements				
3971	Bastrop WCID No 2 Water	Administrative Allocation	(186.50)	
3972	McCreary, Veselka, Bragg & Allen, P.C.	Attorney Fees - 06-14-0061 R51881 Mark D & Fra	(360.03)	
Total Disbursements				(546.53)
BALANCE AS OF 10/31/2019				\$88,063.79

Cash Flow Report - Road Const Operating Account

As of October 31, 2019

Num	Name	Memo	Amount	Balance
BALANCE AS OF 10/01/2019				\$32,522.51
Receipts				
	To Record Cash		93,444.84	
Total Receipts				93,444.84
Disbursements				
5123	Hays County Sheriff Constable PCT 4	VOID: Filing Fees - 01-17-0082 Cause 423-6703 B	0.00	
5157	Stripe-it-Up	Capital Outlay	(6,000.00)	
5158	Travis County Constable PCT 5	Filing Fees - 03-01-0008 Cause 423-6701 Timothy S	(75.00)	
5159	McCreary, Veselka, Bragg & Allen PC	Legal Fees - 04-01-0114 (R36653) Nick Cochrane	(91.35)	
5160	Bastrop WCID No 2 Water	Transfer to Water - AP Reimbursement	(16,867.38)	
5161	Maurice Cook, Bastrop County Sheriff	Filing Fees - 04-09-1141 (423-6055) Daniel Ringlab	(250.00)	
5162	Sarah Loucks, Bastrop Cty Dist. Clerk	Filing Fees - 04-09-1141(R26514) 423-6055 Daniel	(8.00)	
5163	Maurice Cook, Bastrop County Sheriff	Filing Fees - 05-16/1046/1047 (938-21) George A	(250.00)	
5164	Sarah Loucks, Bastrop Cty Dist. Clerk	Filing Fees - 05-16-1046,1047(R25699, R25707) Ge	(8.00)	
5165	Hays County Sheriff Constable PCT 4	Filing Fees - 01-17-0082 Cause 423-6703 Bernie Ga	(75.00)	
5166	Home Depot Credit Services	Supplies	(75.86)	
5167	Matrix Printing Solutions	Postage	(2,147.18)	
5168	McCreary, Veselka, Bragg & Allen PC	Legal Fees - 03-23-0517, R35461, 03-23-0518 R354	(180.90)	
5169	Bastrop County, Commissioner Precinct 1	Repairs	(15,540.44)	
5170	Galen Barnett	01-17-0082(R31400) Galen Barnett	(633.86)	
5171	FedEx	Postage	(95.93)	
FEES	Bastrop WCID No 2 RC	Credit Card Discount Fees	(323.24)	
Total Disbursements				(42,622.14)
BALANCE AS OF 10/31/2019				\$83,345.21

Account Balances

As of October 31, 2019

Financial Institution (Acct Number)	Issue Date	Maturity Date	Interest Rate	Account Balance	Notes
Fund: Water/Wastewater					
Money Market Funds					
AMEGY BANK - TRUST (XXXX1041)	01/01/2017		1.20 %	637,002.33	WW-ESC TWDB Loan
FIRST NATIONAL BANK BASTR (XXXX4385)	01/01/2017		0.25 %	532,615.29	WW-Annual TWDB
FIRST NATIONAL BANK BASTR (XXXX5076)	01/01/2017		0.25 %	71,159.04	Water MM
FIRST NATIONAL BANK BASTR (XXXX3543)	01/01/2017		0.25 %	145,698.93	Water Cap Improv
TEXPOOL (XXXX0001)	04/30/2019		1.91 %	453,706.06	TWDB Reserve fund
TEXPOOL (XXXX0002)	05/30/2019		1.91 %	918,686.69	Water
Checking Account(s)					
FIRST NAT BASTR-CKING (XXXX1469)			0.10 %	518,275.70	Operating - Water
FIRST NAT BASTR-CKING (XXXX3289)			0.10 %	572.00	TWDB WW
Totals for Water/Wastewater Fund:				\$3,277,716.04	
Fund: Standby					
Checking Account(s)					
ROSCOE STATE BANK (XXXX2687)			0.10 %	88,063.79	Standby Operating
Totals for Standby Fund:				\$88,063.79	
Fund: Roads					
Money Market Funds					
ROSCOE STATE BANK (XXXX3131)	01/01/2016		0.50 %	125,970.46	Road Const MM
Checking Account(s)					
ROSCOE STATE BANK (XXXX2709)			0.10 %	83,345.21	Road Const Operating
Totals for Roads Fund:				\$209,315.67	
Grand total for Bastrop County Water Control & Improvement District No. 2:				\$3,575,095.50	

**Bastrop WCID No 2 - Water/Wastewater
Actual vs Budget Water
October 2019**

	Oct 19	Budget	Jan - Oct 19	YTD Budget	Annual Budget
Ordinary Income/Expense					
Income					
Water-Revenue					
14110 · TV Water Sales	124,123	108,333	1,103,041	1,083,333	1,300,000
14115 · Water Late Charge Income	2,055	2,083	25,188	20,833	25,000
14120 · TV Tap Fees	31,200	13,333	226,000	133,333	160,000
14125 · Capital Reserve Fee	8,134	0	79,708	0	0
14130 · Water Line Bore	350	2,333	21,250	23,333	28,000
14140 · Backflow Inspections	0	417	(2,628)	4,167	5,000
14145 · Returned Check Fee	0	17	0	167	200
14148 · Pools	55	23	325	229	275
14150 · Maps Sold	0	21	111	208	250
14155 · Office Rents	275	275	2,750	2,750	3,300
14160 · Other Income-W	130	1,000	20,332	10,000	180,000
14170 · Reconnect Fee	1,350	833	17,050	8,333	10,000
14175 · Interest-W	4,176	292	24,910	2,917	3,500
14180 · Copies & Faxes	4	4	14	42	50
14190 · Irrigation Systems	0	25	0	250	300
Total Water-Revenue	171,852	128,990	1,518,051	1,289,896	1,715,875
Total Income	171,852	128,990	1,518,051	1,289,896	1,715,875
Expense					
Water-Expense					
16100 · Payroll					
16100a · Salaries	41,196	56,500	459,691	565,000	678,000
16100b · Over Time	1,520	1,500	11,429	15,000	18,000
16100c · Double Time	109	208	1,183	2,083	2,500
16100e · Holiday	2,350	2,083	23,125	20,833	25,000
16100f · Annual Leave	2,915	2,083	22,214	20,833	25,000
16100g · Sick	1,357	833	9,600	8,333	10,000
16100h · Personal Time	237	292	1,981	2,917	3,500
16100k · FICA	3,668	6,333	39,178	63,333	76,000
16100l · 401K	0	0	0	0	0
16100m · Retirement-Life	3,523	4,500	40,252	45,000	54,000
16100n · SUI	2	167	1,713	1,667	2,000
16100o · Longevity Pay	0	917	0	9,167	11,000
16100p · FUTA	14	83	622	833	1,000
16100q · On Call Pay	392	417	3,980	4,167	5,000
Total 16100 · Payroll	57,283	75,917	614,966	759,167	911,000
16110 · Health Insurance					
16110a · Insurance-Medical	10,925	12,917	120,240	129,167	155,000
16110b · Insurance-Dental	409	333	4,234	3,333	4,000
16110c · Insurance-Vision	86	133	892	1,333	1,600
16110d · HSA	0	125	0	1,250	1,500
16110e · Insurance-Life	500	500	5,016	5,000	6,000
Total 16110 · Health Insurance	11,921	14,008	130,382	140,083	168,100
16115 · Contracted Interim GM	0	0	5,313	0	0

Bastrop WCID No 2 - Water/Wastewater
Actual vs Budget Water
October 2019

	Oct 19	Budget	Jan - Oct 19	YTD Budget	Annual Budget
16116 · Office Building Rental	0	0	22,936	0	0
16117 · Payroll Service Fee	229	258	2,971	2,583	3,100
16118 · Hand Tools	271	417	2,342	4,167	5,000
16120 · Wellness Program	0	83	360	833	1,000
16121 · Uniforms-W	180	583	7,282	5,833	7,000
16122 · Mileage	97	667	1,674	6,667	8,000
16123 · Vehicle Usage	0	333	0	3,333	4,000
16124 · Admin Allocations	(9,109)	(7,333)	(77,008)	(73,333)	(88,000)
16125 · PPE Allocations	(11,833)	(13,883)	(115,820)	(138,833)	(166,600)
16125a · EOM Salary Reimburs from WW	(8,893)	(13,317)	(97,214)	(133,167)	(159,800)
16126 · Answering Service	190	208	1,900	2,083	2,500
16127 · Repairs-Contracted-W	0	125	0	1,250	1,500
16128 · Maint Agreement-Hand Held	0	208	780	2,083	2,500
16128a · Contracted Taps - Water	0	583	0	5,833	7,000
16129 · Maint Agreement-Incode-W	0	1,083	9,615	10,833	13,000
16130 · Office Equip Lease	865	1,250	10,940	12,500	15,000
16131 · Pest Control	0	25	158	250	300
16133a · Security Agreement	0	25	3,518	250	300
16134 · Cleaning-Office	200	0	1,800	0	0
16135 · Garbage	80	83	799	833	1,000
16136 · Cleaning-Maint Building	200	250	2,200	2,500	3,000
16138 · Chemicals-Chlorine	1,103	1,333	13,176	13,333	16,000
16138a · Contract Labor	0	417	0	4,167	5,000
16139 · Field Equip Rental-W	348	833	4,431	8,333	10,000
16140 · Fuel-W	1,057	1,000	10,121	10,000	12,000
16141 · Repairs & Maint-W	0	1,500	902	15,000	18,000
16142 · Materials-W	12,312	5,417	51,635	54,167	65,000
16144 · Safety Supplies-W	0	333	1,996	3,333	4,000
16145 · Damage Claims	0	2,083	1,925	20,833	25,000
16146 · Water Samples	575	1,000	18,990	10,000	12,000
16147 · Repairs & Maint-Water Well	1,864	2,083	15,476	20,833	25,000
16149 · Computer-W	2,401	2,083	20,851	20,833	25,000
16150 · Depreciation-W	16,764	16,833	167,639	168,333	202,000
16151 · Dues & Subscriptions	0	67	1,460	667	800
16152 · Election Costs	0	250	0	2,500	3,000
16153 · Fax	0	8	0	83	100
16154 · Late Fees-W	0	125	197	1,250	1,500
16155 · Internet	267	167	1,071	1,667	2,000
16156 · Printing-W	455	833	6,617	8,333	10,000
16156a · Janitorial Supplies	0	17	0	167	200
16157 · Office Supplies-W	73	417	6,119	4,167	5,000
16158 · Misc-W	28	5,667	1,338	56,667	68,000
16159 · Medical-W	0	42	150	417	500
16160 · Misc Office-W	1,404	208	8,920	2,083	2,500
16161 · Pre-Employment Screening	0	42	1,137	417	500
16163 · Postage & Delivery	134	1,250	8,952	12,500	15,000
16164 · Public Notice	793	250	1,880	2,500	3,000
16165 · Telephone-W	194	833	6,118	8,333	10,000
16166 · License-W	0	208	0	2,083	2,500
16166a · Advertising	0	42	0	417	500
16167 · Bank Fees-W	30	42	492	417	500

**Bastrop WCID No 2 - Water/Wastewater
Actual vs Budget Water
October 2019**

	Oct 19	Budget	Jan - Oct 19	YTD Budget	Annual Budget
16169 · TCEQ Fees-W	0	667	0	6,667	8,000
16171 · CC Fees	2,138	2,500	26,905	25,000	30,000
16172 · Interest Bonds-W	2,317	2,375	23,169	23,750	28,500
16174 · Accounting-W	1,512	1,458	14,364	14,583	17,500
16175 · Appraiser	0	125	0	1,250	1,500
16176 · Audit-W	0	833	8,640	8,333	10,000
16177 · Engineering-W	0	3,750	19,310	37,500	45,000
16178 · Legal-W	0	2,500	14,960	25,000	30,000
16179 · Insurance-W					
16179a · Insurance-Property-W	2,907	458	2,907	4,583	5,500
16179b · Insurance-Vehicles-W	2,021	142	2,021	1,417	1,700
16179c · Insurance-Misc-W	935	17	935	167	200
16179d · Insurance-E&O-W	520	42	520	417	500
16179e · Insurance-Liability-W	813	75	813	750	900
16179f · Insurance-Bonding	0	25	175	250	300
16179g · Insurance-FSA	78	417	2,355	4,167	5,000
16179h · Insurance-WC-W	4,815	333	5,030	3,333	4,000
16179i · Insurance- Wells	0	458	0	4,583	5,500
Total 16179 · Insurance-W	12,090	1,967	14,756	19,667	23,600
16180 · Repairs-Bldg-W	40	2,083	1,920	20,833	25,000
16181 · Repairs-Equip-W	0	417	3,313	4,167	5,000
16182 · Repairs-Vehicles-W	927	500	10,320	5,000	6,000
16182a · Yard Maintenance-Mowing	1,044	1,250	13,090	12,500	15,000
16183 · Travel					
16183a · Travel-Air	0	42	337	417	500
16183b · Travel-Lodging	0	333	3,890	3,333	4,000
16183c · Travel-Meals	180	83	2,606	833	1,000
16183d · Travel-Rental Car	0	21	0	208	250
Total 16183 · Travel	180	479	6,833	4,792	5,750
16184 · Training-W	0	417	4,061	4,167	5,000
16185 · Electricity					
16185a · Electricity-Maint Bldg	0	167	2,187	1,667	2,000
16185b · Electricity-Office Bldg	0	583	4,402	5,833	7,000
16185c · Electricity-Wells	0	3,750	38,533	37,500	45,000
16185d · Electricity-WW Lift Station	0	42	0	417	500
Total 16185 · Electricity	0	4,542	45,123	45,417	54,500
16186 · Water-Maint Bldg	0	142	1,312	1,417	1,700
16187 · Water-Office Bldg	0	158	2,302	1,583	1,900
16188 · Computer Supplies	385	833	2,641	8,333	10,000
16189 · Labor-Service Lines & Tap-W	0	2,083	19,850	20,833	25,000
16196 · Permits	0	100	0	1,000	1,200
16197 · Small Equipment Purchases	0	333	47	3,333	4,000
16199 · Communication/Radios	1,467	0	14,844	0	0
Total Water-Expense	103,580	136,471	1,129,246	1,364,708	1,637,650

Bastrop WCID No 2 - Water/Wastewater
Actual vs Budget Water
October 2019

	Oct 19	Budget	Jan - Oct 19	YTD Budget	Annual Budget
Total Expense	103,580	136,471	1,129,246	1,364,708	1,637,650
Net Ordinary Income	68,272	(7,481)	388,805	(74,813)	78,225
Other Income/Expense					
Other Income					
14000 · Assigned Surplus	0	26,090	0	260,896	313,075
Total Other Income	0	26,090	0	260,896	313,075
Other Expense					
Capital Outlay-W					
17100 · Vehicles-W	0	6,667	45,445	66,667	80,000
17101 · Equipment-W	0	8,333	47,281	83,333	100,000
17102 · Meters-W	0	833	31,225	8,333	10,000
17103 · Furniture & Fixtures-W	0	1,667	0	16,667	20,000
17104 · Software-W	0	2,083	10,920	20,833	25,000
17105 · Computer Replacement-W	0	0	21,443	0	0
17106 · Line Extension-W	0	6,250	0	62,500	75,000
17107 · Buildings-W	0	0	74,266	20,000	20,000
17108 · Water Line Improvements-W	0	2,500	0	25,000	30,000
17109 · Capital Outlay Culverts-W	0	2,500	18,537	25,000	30,000
17121 · Water Well Cap Improv-W	0	108	0	1,083	1,300
Total Capital Outlay-W	0	30,942	249,118	329,417	391,300
Total Other Expense	0	30,942	249,118	329,417	391,300
Net Other Income	0	(4,852)	(249,118)	(68,521)	(78,225)
Net Income	68,272	(12,333)	139,687	(143,333)	0

Bastrop WCID No 2 - Water/Wastewater
Actual vs Budget Wastewater
October 2019

	Oct 19	Budget	Jan - Oct 19	YTD Budget	Annual Budget
Ordinary Income/Expense					
Income					
Wastewater-Revenue					
14215 · WW Fees	60,187	60,892	608,424	608,917	730,700
14216 · Commercial WW Fees	3,576	0	3,576	0	0
14220 · WW Bore	1,700	583	8,155	5,833	7,000
14225 · WW Tap Fees	15,167	20,167	159,486	201,667	242,000
14230 · Pump Maintenance	542	500	5,378	5,000	6,000
14235 · Debt Service Reserve Fee	5,423	12,750	53,144	127,500	153,000
14275 · Interest-WW Reserve	0	25	76	250	300
14276 · Interest-WW	1,137	667	13,097	6,667	8,000
14280 · Other Income-WW	0	0	20	0	0
Total Wastewater-Revenue	<u>87,730</u>	<u>95,583</u>	<u>851,356</u>	<u>955,833</u>	<u>1,147,000</u>
Total Income	87,730	95,583	851,356	955,833	1,147,000
Expense					
Wastewater-Expense					
16221 · Uniforms-WW	0	583	5,805	5,833	7,000
16222 · W/W Salary Allocations	8,893	13,317	97,214	133,167	159,800
16229 · Maint Agreement-Incode-WW	0	333	1,820	3,333	4,000
16233 · Lift Station Admin Service Fee	0	146	1,150	1,458	1,750
16239 · Field Equip Rental-WW	348	833	6,680	8,333	10,000
16240 · Fuel-WW	899	875	8,568	8,750	10,500
16241 · Repairs & Maint-WW	0	1,333	18	13,333	16,000
16242 · Materials-WW	1,663	2,917	40,903	29,167	35,000
16243 · Meter Testing-WW	0	19	0	188	225
16244 · Safety Supplies-WW	0	250	1,848	2,500	3,000
16247 · Repairs & Maint-Lift Stat-WW	0	833	762	8,333	10,000
16248 · Grinder Pump Repair-WW	0	1,667	17,951	16,667	20,000
16250 · Depreciation-WW	37,347	40,000	373,473	400,000	480,000
16251 · Tools	0	292	559	2,917	3,500
16257 · Office Supplies-WW	0	17	997	167	200
16258 · Misc-WW	0	50	541	500	600
16259 · Medical-WW	0	25	150	250	300
16260 · Op & Maint-City of Bastrop-WW	0	17,500	95,205	175,000	210,000
16265 · Telephone-WW	0	83	0	833	1,000
16266 · License-WW	0	50	0	500	600
16268 · Filing Fees-WW	0	33	800	333	400
16269 · TCEQ Fees-WW	0	267	0	2,667	3,200
16272 · Interest Bonds-WW	13,129	13,458	131,289	134,583	161,500
16274 · Accounting-WW	1,344	1,458	12,768	14,583	17,500
16276 · Audit-WW	0	833	7,680	8,333	10,000
16277 · Engineering-WW	0	833	180	8,333	10,000
16278 · Legal- WW	0	83	2,075	833	1,000

Bastrop WCID No 2 - Water/Wastewater
Actual vs Budget Wastewater
October 2019

	Oct 19	Budget	Jan - Oct 19	YTD Budget	Annual Budget
16279 · Insurance-WW					
16279a · Insurance-Property-WW	2,907	250	2,990	2,500	3,000
16279b · Insurance-Vehicles-WW	0	150	0	1,500	1,800
16279c · Insurance-Misc-WW	935	42	935	417	500
16279d · Insurance-E&O-WW	520	42	520	417	500
16279e · Insurance-Liability-WW	813	75	813	750	900
16279h · Insurance-WC-WW	4,815	417	5,030	4,167	5,000
Total 16279 · Insurance-WW	9,990	975	10,288	9,750	11,700
16280 · Repairs-Bldg WW	0	0	1,126	0	0
16281 · Repairs-Equip-WW	40	417	3,130	4,167	5,000
16282 · Repairs-Vehicles-WW	565	333	4,566	3,333	4,000
16283 · Yard Maintenance-Mowing	0	208	0	2,083	2,500
16284 · Training-WW	0	83	0	833	1,000
16285 · Electricity-Lift Stations	0	417	3,415	4,167	5,000
16286 · Water-Lift Stations	0	1,000	1,214	10,000	12,000
16289 · Labor-Service Lines & Tap-WW	0	167	2,500	1,667	2,000
16294 · Travel - Lodging	0	42	0	417	500
16295 · Travel - Meals	0	17	0	167	200
16296 · Travel - Rental Car	0	17	0	167	200
16297 · Small Equipment Purchaes-WW	0	83	47	833	1,000
Total Wastewater-Expense	74,219	101,848	834,722	1,018,479	1,222,175
Total Expense	74,219	101,848	834,722	1,018,479	1,222,175
Net Ordinary Income	13,511	(6,265)	16,635	(62,646)	(75,175)
Other Income/Expense					
Other Income					
14002 · Assigned Surplus - WW	0	13,598	0	135,979	163,175
Total Other Income	0	13,598	0	135,979	163,175
Other Expense					
Capital Outlay-WW					
17200 · Vehicles-WW	0	3,333	17,764	33,333	40,000
17201 · Equipment-WW	0	250	46,425	2,500	3,000
17208 · Wastewater Improv-WW	0	2,083	0	20,833	25,000
17209 · Wastewater Plant-WW	0	1,667	0	16,667	20,000
17211 · Capital Outlay Grinder Pumps-WW	0	0	12,687	0	0
Total Capital Outlay-WW	0	7,333	76,876	73,333	88,000
Total Other Expense	0	7,333	76,876	73,333	88,000

Bastrop WCID No 2 - Water/Wastewater
Actual vs Budget Wastewater
 October 2019

	Oct 19	Budget	Jan - Oct 19	YTD Budget	Annual Budget
Net Other Income	0	6,265	(76,876)	62,646	75,175
Net Income	13,511	0	(60,241)	(0)	0

Bastrop WCID No - Roads
Actual vs Budget-RC
October 2019

	Oct 19	Budget	Jan - Oct 19	YTD Budget	Annual Budget
Ordinary Income/Expense					
Income					
Road Construction-Revenue					
34210 · Assessments	86,219	102,833	983,685	1,028,333	1,234,000
34215 · Assessments-Prior to 97	0	833	6,841	8,333	10,000
34220 · Late Fee	1,300	2,083	23,823	20,833	25,000
34225 · Late Fee- Prior	10	100	420	1,000	1,200
34235 · Lien Fees	2,132	2,083	26,306	20,833	25,000
34240 · Deed Admin Fee	440	100	3,819	1,000	1,200
34245 · Returned Check Fee	0	0	1,689	0	0
34250 · Filing Fees	1,469	250	4,552	2,500	3,000
34255 · Driveway	0	150	0	1,500	1,800
34265 · Attorney Fees	759	2,083	19,504	20,833	25,000
34270 · Allocation to Maintenance Fund	(25,667)	(25,667)	(256,667)	(256,667)	(308,000)
34275 · Interest-RC	92	83	789	833	1,000
Total Road Construction-Revenue	66,756	84,933	814,761	849,333	1,019,200
Total Income	66,756	84,933	814,761	849,333	1,019,200
Expense					
Road Construction-Expense					
36210 · Salary Allocations from Water	6,225	9,592	68,050	95,917	115,100
36224 · Admin Allocations from Water-RC	8,685	7,333	74,186	73,333	88,000
36229 · Maint Agreement-Incode-RC	175	625	5,862	6,250	7,500
36239 · Field Equip Rental	0	125	174	1,250	1,500
36241 · Repair & Maint-RC	0	42	0	417	500
36242 · Materials-RC	476	0	4,778	0	0
36245 · Damage Claims	0	4	0	42	50
36258 · Misc	0	417	248	4,167	5,000
36263 · Postage	2,147	500	8,122	5,000	6,000
36264 · Public Notices	480	0	480	0	0
36268 · Filing Fees	516	417	6,189	4,167	5,000
36270 · Bad Debt	0	3,750	0	37,500	45,000
36271 · CC Fees	323	500	6,662	5,000	6,000
36272 · Attorney Fees (County)	339	250	21,237	2,500	3,000
36274 · Accounting	924	917	8,778	9,167	11,000
36276 · Audit-RC	0	0	5,280	10,000	10,000
36277 · Engineering-RC	3,715	6,250	143,715	62,500	75,000
36278 · Legal-RC	1,400	2,500	11,625	25,000	30,000

Bastrop WCID No - Roads
Actual vs Budget-RC
October 2019

	Oct 19	Budget	Jan - Oct 19	YTD Budget	Annual Budget
36279 · Insurance					
36279b · Insurance- Vehicles	2,021	0	2,021	0	0
36279c · Insurance-Misc	935	0	935	0	0
36279d · Insurance- E&O	0	0	0	0	0
36279h · Insurance- WC	4,013	0	4,013	0	0
Total 36279 · Insurance	6,969	0	6,969	0	0
36280 · Other Professional Fees	0	83	0	833	1,000
36281 · Repairs-Equip-RC	0	0	43	0	0
36294 · Road Fees Written Off	0	2,083	0	20,833	25,000
36295 · Lien Fees Written Off	0	500	0	5,000	6,000
36296 · Road Late Fees Written Off	0	583	0	5,833	7,000
36297 · Road Prior Written Off	0	1,417	0	14,167	17,000
36298 · Attorney Fees Written Off	0	1,250	0	12,500	15,000
Total Road Construction-Expense	32,375	39,138	372,397	401,375	479,650
Total Expense	32,375	39,138	372,397	401,375	479,650
Net Ordinary Income	34,380	45,796	442,364	447,958	539,550
Other Income/Expense					
Other Income					
34285 · Assigned Surplus - RC	0	1,621	0	16,208	19,450
Total Other Income	0	1,621	0	16,208	19,450
Other Expense					
Road Construction-Capital					
37210 · Equipment-RC	0	0	153	0	0
37285 · Capital Outlay-RC	15,540	46,583	179,171	465,833	559,000
Total Road Construction-Capital	15,540	46,583	179,323	465,833	559,000
Total Other Expense	15,540	46,583	179,323	465,833	559,000
Net Other Income	(15,540)	(44,963)	(179,323)	(449,625)	(539,550)
Net Income	18,840	833	263,040	(1,667)	0

Bastrop WCID No - Roads
Actual vs Budget-RM
October 2019

	<u>Oct 19</u>	<u>Budget</u>	<u>Jan - Oct 19</u>	<u>YTD Budget</u>	<u>Annual Budget</u>
Ordinary Income/Expense					
Income					
Road Maintenance-Revenue					
34110 · Donations	0	0	10,000	0	0
34160 · Other-RM	0	8,333	0	83,333	100,000
34176 · Transfer from Road Construction	25,667	25,667	256,667	256,667	308,000
Total Road Maintenance-Revenue	<u>25,667</u>	<u>34,000</u>	<u>266,667</u>	<u>340,000</u>	<u>408,000</u>
Total Income	25,667	34,000	266,667	340,000	408,000
Expense					
Road Maintenance-Expense					
36124 · Salary Allocations from Water	5,608	4,283	47,770	42,833	51,400
36127 · Repairs- Contracted-RM	1,400	8,333	63,025	83,333	100,000
36128 · Contract Labor- RM	0	5,000	1,600	50,000	60,000
36129 · Maint. Agreement-Incode-RM	0	0	607	0	0
36139 · Field Equipment Rental- RM	0	1,250	168	12,500	15,000
36141 · R&M-RM	0	1,667	325	16,667	20,000
36142 · Materials-RM	467	10,417	20,607	104,167	125,000
36144 · Safety Supplies-RM	0	417	0	4,167	5,000
36146 · Equip. Small	0	83	0	833	1,000
36147 · Permit Fees	0	0	0	2,100	2,100
36160 · Misc. Office-RM	0	0	275	0	0
36174 · Accounting	210	167	1,995	1,667	2,000
36176 · Audit-RM	0	0	1,200	4,000	4,000
36177 · Engineering-RM	0	1,667	0	16,667	20,000
36178 · Legal-RM	0	167	0	1,667	2,000
36179 · Insurance-WC-RM	2,408	42	3,597	417	500
36181 · Repairs- Equip-RM	0	0	43	0	0
Total Road Maintenance-Expense	<u>10,092</u>	<u>33,492</u>	<u>141,211</u>	<u>341,017</u>	<u>408,000</u>
Total Expense	10,092	33,492	141,211	341,017	408,000
Net Ordinary Income	15,574	508	125,456	(1,017)	0
Other Income/Expense					
Other Expense					
Road Maintenance-Capital					
37110 · Equipment-RM	0	0	153	0	0

Bastrop WCID No - Roads
Actual vs Budget-RM
 October 2019

	<u>Oct 19</u>	<u>Budget</u>	<u>Jan - Oct 19</u>	<u>YTD Budget</u>	<u>Annual Budget</u>
Total Road Maintenance-Capital	0	0	153	0	0
Total Other Expense	0	0	153	0	0
Net Other Income	0	0	(153)	0	0
Net Income	15,574	508	125,303	(1,017)	0

Bastrop WCID No 2 - Standby
Actual vs Budget
October 2019

	<u>Oct 19</u>	<u>Budget</u>	<u>Jan - Oct 19</u>	<u>YTD Budget</u>	<u>Annual Budget</u>
Ordinary Income/Expense					
Income					
25300 · Pine Forest Standby	0	417	1,721	4,167	5,000
25500 · TV Standby	0	417	3,686	4,167	5,000
25600 · Late Fees	0	0	1,335	0	0
25700 · Lien Fees	0	0	735	0	0
25710 · Attorney Fees	0	0	2,344	0	0
Total Income	0	833	9,821	8,333	10,000
Expense					
27110 · Admin Allocations	424	417	2,823	4,167	5,000
27120 · Maint. Agreement- Incode	0	0	607	0	0
27135 · Filing Fees	0	0	1,789	0	0
27155 · Miscellaneous Expense	0	0	175	0	0
27156 · Customer Refunds	0	0	3	0	0
27160 · Accounting	210	167	1,995	1,667	2,000
27170 · Audit	0	208	1,200	2,083	2,500
27175 · Attorney Fees Expense	360	0	2,341	0	0
27180 · Engineering	0	0	1,440	0	0
27190 · Legal	0	42	850	417	500
Total Expense	994	833	13,223	8,333	10,000
Net Ordinary Income	(994)	0	(3,401)	0	0
Other Income/Expense					
Other Expense					
27195 · Drainage	0	0	50,960	0	0
Total Other Expense	0	0	50,960	0	0
Net Other Income	0	0	(50,960)	0	0
Net Income	(994)	0	(54,361)	0	0

Bastrop WCID No 2 - Water/Wastewater

Balance Sheet

As of October 31, 2019

	Oct 31, 19
ASSETS	
Current Assets	
Checking/Savings	
11110 · Operating - Water	518,275.70
11220 · TWDB WW	572.00
Total Checking/Savings	518,847.70
Other Current Assets	
Accounts Receivable	
11150 · Accounts Receivable-W	27,682.24
11250 · Accounts Receivable - WW	9,958.24
Total Accounts Receivable	37,640.48
11120 · Petty Cash	215.00
11130 · Cash Drawer	250.00
11140 · Time Deposits-W	1,589,250.72
11160 · Allowance for Doubtful-W	(10,176.94)
11165 · Accrued Interest	5,108.86
11171 · Due from Standby-W	634.10
11172 · Due from RM-W	8,225.57
11173 · Due from RC-W	24,855.22
11175 · FEMA Receivable	23,500.00
11180 · Utility Deposits-W	920.00
11230 · Time Deposits-WW	1,169,617.62
11260 · Allowance for Doubtful-WW	(4,414.45)
Total Other Current Assets	2,845,626.18
Total Current Assets	3,364,473.88
Fixed Assets	
11190 · Accumulated Depreciation-W	(3,349,501.10)
11191 · Land-W	161,641.00
11192 · Bldgs & Equipment-W	5,195,200.27
11290 · Accumulated Depreciation-WW	(2,769,830.60)
11291 · Land-WW	14,525.00
11292 · Bldgs & Equipment-WW	7,891,257.94
Total Fixed Assets	7,143,292.51
TOTAL ASSETS	10,507,766.39
LIABILITIES & EQUITY	
Liabilities	
Current Liabilities	
Accounts Payable	
12000 · Accounts Payable	17,334.75
Total Accounts Payable	17,334.75
Other Current Liabilities	
12140 · Accrued Salaries	21,379.25
12144 · FSA Employee Flexible Spending	289.50
12145 · Benefit Liability	(18,026.17)
12160 · Deposits	232,905.00
12170 · Due to TCEQ-W	5,497.49
12180 · Groundwater Assessments Pay-W	1,649.70

Bastrop WCID No 2 - Water/Wastewater

Balance Sheet

As of October 31, 2019

	Oct 31, 19
12190 · Unclaimed Property	134.35
12191 · FEMA Payments Deferred Revenue	23,500.00
12270 · Due to TCEQ-WW	3,090.06
12280 · Bonds Payable-TWDB-WW	5,570,000.00
12281 · Bond Interest Payable	61,783.00
	<hr/>
Total Other Current Liabilities	5,902,202.18
	<hr/>
Total Current Liabilities	5,919,536.93
	<hr/>
Total Liabilities	5,919,536.93
Equity	
13110 · Unrestricted Fund Balance-W	1,871,408.45
13120 · Restricted Fund Balance-Bond	65,000.00
13140 · Capital Assets Fund Balance-W	1,834,568.00
13220 · Unrestricted Fund Balance-WW	931,597.72
13240 · Capital Assets Fund Balance-WW	(193,791.00)
Net Income	79,446.29
	<hr/>
Total Equity	4,588,229.46
	<hr/>
TOTAL LIABILITIES & EQUITY	10,507,766.39
	<hr/> <hr/>

Bastrop WCID No - Roads
Balance Sheet
As of October 31, 2019

	Oct 31, 19
ASSETS	
Current Assets	
Checking/Savings	
31210 · Road Const Operating	83,345.21
Total Checking/Savings	83,345.21
Other Current Assets	
31230 · Time Deposits-RC	125,970.46
31250 · Accounts Receivable-RC	2,633,131.87
31260 · Allowance for Doubtful-RC	(1,547,545.73)
31277 · FEMA Receivable	358,133.58
Total Other Current Assets	1,569,690.18
Total Current Assets	1,653,035.39
TOTAL ASSETS	1,653,035.39
LIABILITIES & EQUITY	
Liabilities	
Current Liabilities	
Accounts Payable	
32000 · Accounts Payable	6,219.62
Total Accounts Payable	6,219.62
Other Current Liabilities	
32140 · Deferred Revenue - Assessments	854,299.16
32150 · Due to Water-RM	8,225.57
32250 · Due to Water-RC	24,855.22
32257 · FEMA Funds Deferred Revenue	358,133.58
Total Other Current Liabilities	1,245,513.53
Total Current Liabilities	1,251,733.15
Total Liabilities	1,251,733.15
Equity	
33130 · Fund Balance-RM	32,549.13
33220 · Fund Balance-RC	(19,590.13)
Net Income	388,343.24
Total Equity	401,302.24
TOTAL LIABILITIES & EQUITY	1,653,035.39


**Bastrop WCID No 2 - Standby
Balance Sheet
As of October 31, 2019**

	Oct 31, 19
ASSETS	
Current Assets	
Checking/Savings	
21100 · Standby Operating	88,063.79
Total Checking/Savings	88,063.79
Other Current Assets	
21500 · Accounts Receivable	513,369.81
21600 · Allowance for Bad Debts	(508,533.91)
Total Other Current Assets	4,835.90
Total Current Assets	92,899.69
TOTAL ASSETS	92,899.69
LIABILITIES & EQUITY	
Liabilities	
Current Liabilities	
Other Current Liabilities	
22200 · Due to Water	634.10
22740 · Unclaimed Property	3.10
Total Other Current Liabilities	637.20
Total Current Liabilities	637.20
Total Liabilities	637.20
Equity	
23010 · Fund Balance	146,623.57
Net Income	(54,361.08)
Total Equity	92,262.49
TOTAL LIABILITIES & EQUITY	92,899.69

District Debt Service Payments

07/01/2019 - 06/30/2020

Paying Agent	Series	Date Due	Date Paid	Principal	Interest	Total Due
Debt Service Payment Due 12/01/2019						
Amegy Bank of Texas	2016	12/01/2019	11/05/2019	250,000.00	92,674.50	342,674.50
		Total Due 12/01/2019		250,000.00	92,674.50	342,674.50
Debt Service Payment Due 06/01/2020						
Amegy Bank of Texas	2016	06/01/2020		0.00	90,499.50	90,499.50
		Total Due 06/01/2020		0.00	90,499.50	90,499.50
		District Total		\$250,000.00	\$183,174.00	\$433,174.00



MUNICIPAL ACCOUNTS
& CONSULTING, L.P.


**Bastrop County Water Control &
Improvement District No. 2
Quarterly Investment Inventory Report
Period Ending September 30, 2019**

BOARD OF DIRECTORS
Bastrop County Water Control &
Improvement District No. 2


Attached is the Quarterly Investment Inventory Report for the
Period ending September 30, 2019.

This report and the District's investment portfolio are in compliance with the
investment strategies expressed in the District's investment policy, and the
Public Funds Investment Act.

I, hereby certify that, pursuant to Senate Bill 253 and in connection with the
preparation of the investment report, I have reviewed the divestment lists
prepared and maintained by the Texas Comptroller of Public Accounts, and the
District does not own direct or indirect holdings in any companies identified on such lists.



Mark M. Burton
(Investment Officer)



Autumn Phillips
(Investment Officer)

COMPLIANCE TRAINING

HB 675 states the Investment Officer must attend at least one training seminar for (6) six hours
Within twelve months of taking office and requires at least (4) four hours training within each (2)
two year period thereafter.

INVESTMENT OFFICERS
Mark M. Burton

CURRENT TRAINING

October 26, 2009 (Texpool Academy 10 Hours)
November 5, 2011 (Texpool Academy 10 Hours)
November 5, 2013 (Texpool Academy 10 Hours)
November 27, 2015 (Texpool Academy 10 Hours)
December 26, 2017 (Texpool Academy 10 Hours)

Autumn Phillips

November 8, 2010 (Texpool Academy 10Hours)
January 2, 2013 (Texpool Academy, 10 Hours)
January 18, 2015 (Texpool Academy 10 Hours)
January 17, 2017 (Texpool Academy 10 Hours)
January 13, 2019 (Texpool Academy 10 Hours)

Bastrop County Water Control & Improvement District No. 2

Summary of Money Market Funds

07/01/2019 - 09/30/2019

Fund: Water/Wastewater

Financial Institution: AMEGY BANK - TRUST

Account Number: XXXX1041 Date Opened: 01/01/2017 Current Interest Rate: 1.20%

Date	Description	Begin Balance	Cash Added	Cash Withdrawn	Int. Earned	End Balance
07/01/2019		632,478.71				
07/31/2019					1,181.09	
08/31/2019					1,222.78	
09/30/2019					1,115.37	
Totals for Account XXXX1041:		\$632,478.71			\$3,519.24	\$635,997.95

Financial Institution: FIRST NATIONAL BANK BASTR

Account Number: XXXX3543 Date Opened: 01/01/2017 Current Interest Rate: 0.25%

Date	Description	Begin Balance	Cash Added	Cash Withdrawn	Int. Earned	End Balance
07/01/2019		145,563.47				
07/31/2019					37.09	
08/31/2019					37.10	
09/30/2019					30.33	
Totals for Account XXXX3543:		\$145,563.47			\$104.52	\$145,667.99

Account Number: XXXX4385 Date Opened: 01/01/2017 Current Interest Rate: 0.25%

Date	Description	Begin Balance	Cash Added	Cash Withdrawn	Int. Earned	End Balance
07/01/2019		408,744.67				
07/15/2019	TRANSFER FROM CK -JUNE		30,837.22			
07/31/2019					132.89	
08/18/2019	TRANSFER FROM CK -JULY		30,837.22			
08/31/2019					130.64	
09/15/2019	TRANSFER FROM CK -AUG		30,837.22			
09/30/2019					126.05	
Totals for Account XXXX4385:		\$408,744.67	\$92,511.66		\$389.58	\$501,645.91

Account Number: XXXX5076 Date Opened: 01/01/2017 Current Interest Rate: 0.25%

Date	Description	Begin Balance	Cash Added	Cash Withdrawn	Int. Earned	End Balance
07/01/2019		71,079.55				
07/31/2019					22.49	
08/31/2019					20.46	
09/30/2019					18.51	
Totals for Account XXXX5076:		\$71,079.55			\$61.46	\$71,141.01

Methods Used For Reporting Market Values

Certificates of Deposits:	Face Value Plus Accrued Interest
Securities/Direct Government Obligations:	Market Value Quoted by the Seller of the Security and Confirmed in Writing
Public Fund Investment Pool/AMT Accounts:	Balance = Book Value = Current Market

Bastrop County Water Control & Improvement District No. 2

Summary of Money Market Funds

07/01/2019 - 09/30/2019

Fund: Water/Wastewater

Financial Institution: TEXPOOL

Account Number: XXXX0001 Date Opened: 04/30/2019 Current Interest Rate: 2.16%

Date	Description	Begin Balance	Cash Added	Cash Withdrawn	Int. Earned	End Balance
07/01/2019		450,420.86				
07/31/2019					913.40	
08/31/2019					832.33	
09/30/2019					804.06	
Totals for Account XXXX0001:		\$450,420.86			\$2,549.79	\$452,970.65

Account Number: XXXX0002 Date Opened: 05/30/2019 Current Interest Rate: 2.16%

Date	Description	Begin Balance	Cash Added	Cash Withdrawn	Int. Earned	End Balance
07/01/2019		306,736.31				
07/10/2019	BXS CD XXXX2871 INTEREST		1,738.57			
07/10/2019	WT FROM BXS CD XXXX2871		150,000.00			
07/31/2019					838.59	
08/12/2019	SOT CD XXXX0159 INTEREST		1,796.47			
08/12/2019	WT FROM SOT CD XXX0159		150,000.00			
08/31/2019					1,026.48	
09/03/2019	BBOT CD XXXX425 INTEREST		1,858.00			
09/03/2019	WT FROM BBOT CD XXXX425		150,000.00			
09/30/2019					1,340.58	
Totals for Account XXXX0002:		\$306,736.31	\$455,393.04		\$3,205.65	\$765,335.00
Totals for Water/Wastewater Fund:		\$2,015,023.57	\$547,904.70		\$9,830.24	\$2,572,758.51

Methods Used For Reporting Market Values

Certificates of Deposits:	Face Value Plus Accrued Interest
Securities/Direct Government Obligations:	Market Value Quoted by the Seller of the Security and Confirmed in Writing
Public Fund Investment Pool/NDM Accounts:	Balance = Book Value = Current Market

Bastrop County Water Control & Improvement District No. 2

Summary of Money Market Funds

07/01/2019 - 09/30/2019

Fund: Roads

Financial Institution: ROSCOE STATE BANK

Account Number: XXXX3131 Date Opened: 01/01/2016 Current Interest Rate: 0.50%

Date	Description	Begin Balance	Cash Added	Cash Withdrawn	Int. Earned	End Balance
07/01/2019		225,440.86				
07/31/2019					191.47	
08/31/2019					142.32	
08/31/2019	TRF TO CHECKING			(100,000.00)		
09/30/2019					103.38	
Totals for Account XXXX3131:		<u>\$225,440.86</u>		<u>(\$100,000.00)</u>	<u>\$437.17</u>	<u>\$125,878.03</u>
Totals for Roads Fund:		<u>\$225,440.86</u>		<u>(\$100,000.00)</u>	<u>\$437.17</u>	<u>\$125,878.03</u>

Methods Used For Reporting Market Values

Certificates of Deposits:	Face Value Plus Accrued Interest
Securities/Direct Government Obligations:	Market Value Quoted by the Seller of the Security and Confirmed in Writing
Public Fund Investment Pool/AM Accounts:	Balance = Book Value = Current Market

Bastrop County Water Control & Improvement District No. 2
Summary of Certificates of Deposit with Money Market
07/01/2019 - 09/30/2019

Financial Institution	Investment Number	Issue Date	Maturity Date	Beginning Balance	Principal From Cash	Principal From Investment	Principal Withdrawn	Principal Reinvested	Ending Balance	Interest Rate	Beg. Acc. Interest	Interest Earned	Interest Reinvested	Interest Withdrawn	Accrued Interest
Fund: Water/Wastewater															
Certificates of Deposit															
BANCORPSOUTH	XXXX2871	01/10/19	07/08/19	150,000.00	0.00	0.00	150,000.00	0.00	0.00	2.35%	1,661.09	1,738.57	0.00	1,738.57	0.00
	CLOSED TO TXPL XXXX0002														
BUSINESS BANK OF TX, NA	XXXX425	03/05/19	09/01/19	150,000.00	0.00	0.00	150,000.00	0.00	0.00	2.50%	1,212.33	1,858.00	0.00	1,858.00	0.00
	CLOSED TO TXPL XXXX0002														
SPIRIT OF TEXAS BANK	XXXX0159	02/11/19	08/11/19	150,000.00	0.00	0.00	150,000.00	0.00	0.00	2.45%	1,409.59	1,796.47	0.00	1,796.47	0.00
	Rolled over FROM CD XXXX8631/CLOSED TO TXPL XXXX0002														
TEXAS CAPITAL BANK	XXXX0326	04/04/19	10/02/19	150,000.00	0.00	0.00	0.00	0.00	150,000.00	2.50%	904.11	0.00	0.00	0.00	1,839.04
	CLOSED TO TXPL XXXX0002														
Totals for Water/Wastewater Fund:				600,000.00	0.00	0.00	450,000.00	0.00	150,000.00	N/A	5,187.12	5,393.04	0.00	5,393.04	\$1,839.04

Beginning Balance:	\$600,000.00	Interest Earned:	\$5,393.04
Plus Principal From Cash:	\$0.00	Less Beg Accrued Interest:	\$5,187.12
Less Principal Withdrawn:	\$450,000.00	Plus End Accrued Interest:	\$1,839.04
Plus Interest Reinvested:	\$0.00	Fixed Interest Earned:	\$2,044.96
Fixed Balance:	\$150,000.00	MM Interest Earned:	\$9,830.24
MM Balance:	\$2,572,758.51	Total Interest Earned:	\$11,875.20
Total Balance:	\$2,722,758.51		

Methods Used For Reporting Market Values

Certificates of Deposits:	Face Value Plus Accrued Interest
Securities/Direct Government Obligations:	Market Value Quoted by the Seller of the Security and Confirmed in Writing
Public Fund Investment Pool/MM Accounts:	Balance = Book Value = Current Market

Bastrop County Water Control & Improvement District No. 2

Detail of Pledged Securities

07/01/2019 - 09/30/2019

Financial Institution: ROSCOE STATE BANK

Security: FHLMC Par Value: 330,000.00 Maturity Date: 02/15/2024 Pledged: 06/01/2017 Released: Amount Released:
 CUSIP: 349143GK4

Date	Value
07/31/2019	336,749.75
08/31/2019	336,478.85
09/30/2019	336,205.10

Security: FNMA Par Value: 330,000.00 Maturity Date: 02/15/2031 Pledged: 05/02/2019 Released: Amount Released:
 CUSIP: 270299FN5

Date	Value
07/31/2019	359,372.29
08/31/2019	359,026.93
09/30/2019	358,676.75

Security: FNMA Par Value: 190,000.00 Maturity Date: 05/15/2027 Pledged: 06/04/2019 Released: Amount Released:
 CUSIP: 622690JR7

Date	Value
07/31/2019	191,643.39
08/31/2019	191,470.77
09/30/2019	191,298.90

Methods Used For Reporting Market Values

Certificates of Deposits: Face Value Plus Accrued Interest
 Securities/Direct Government Obligations: Market Value Quoted by the Seller of the Security and Confirmed in Writing
 Public Fund Investment Pool/MM Accounts: Balance = Book Value = Current Market