

Bastrop County
WCID #2

Board Packet
for
October 21, 2021

**BASTROP COUNTY WATER CONTROL AND IMPROVEMENT DISTRICT NO. 2
MEETING AGENDA**

VIA VIDEOCONFERENCE CALL


**THE PRESIDING OFFICER AND A QUORUM OF THE BOARD OF DIRECTORS
WILL BE PHYSICALLY PRESENT AT, AND MEMBERS OF THE PUBLIC MAY
ATTEND, THE MEETING AT THE LOCATION SPECIFIED BELOW.**

**NOTICE IS HEREBY GIVEN THAT A MEETING OF THE GOVERNING BODY OF
THE ABOVE-NAMED POLITICAL SUBDIVISION WILL BE HELD ON OCTOBER 21,
2021 AT 6:30 P.M AT THE BASTROP CONVENTION CENTER LOCATED AT 1408
CHESTNUT STREET, BASTROP, TX 78602.**

MEETING DISCUSSION TOPICS

- 1.) Call to Order and Establish a Quorum – O’Hanlon
- 2.) Pledge of Allegiance – O’Hanlon
- 3.) Texas State Flag – O’Hanlon
- 4.) Public Comments/Announcements (The Board respectfully requests that persons limit comments to three (3) minutes. Under the Open Meeting Act, the Board may not deliberate or take action in response to any matter raised during public comment that is not a separate agenda item.)
- 5.) Discussion and possible action regarding scheduling of future meeting dates:
 - a. Work Session regarding the District’s 2022 Budget scheduled for October 26, 2021 at 2:00 P.M. at the Bastrop Convention Center
 - b. Regular Board of Director’s Meeting scheduled for Thursday, November 18, 2021 at 6:30 p.m. at the Bastrop Convention Center
- 6.) **CONSENT AGENDA:** (*Consent Agenda items are generally routine. Unless removed by a member of the Board or General Manager, items listed on the consent agenda may be acted on together and without prior discussion.*)
 - a. Approval of minutes from the September 16, 2021 Regular Meeting of the Board of Directors;
 - b. Approval of monthly financial report for September 2021; and
 - c. Approval of Release of Liens held by District on Real Property.
- 7.) Discussion regarding the following items to be presented in the General Managers report:
 - a. Status of Water Quality (TTHM) testing

- b. Update on District facilities, water plants and lift stations
 - c. Update on Water/Wastewater maintenance & Improvement projects
 - d. Update on Roads maintenance & improvement projects
 - e. Employee Update
 - f. Office Update
- 8.) Discussion and possible action regarding the Road Committee:
 - a. Receive Monthly Committee Update
 - 9.) Discussion and possible action regarding awarding contract for construction of Tahitian Water Line Project – Hightower/BEFCO Engineering
 - 10.) Discussion and possible action regarding approving contract for information and technology (IT) Services – Hightower
 - 11.) Discussion regarding water and wastewater rates - Hightower
 - 12.) Discussion and possible action regarding District monthly board meetings – O’Hanlon
 - 13.) Discussion and possible action regarding renewal of District’s employee dental, vision and other employee insurance benefits – Hightower
 - 14.) Discussion and possible action to adopt Resolution approving the EVS 6110 Voting System by use by Bastrop County, Texas- Rodriguez
 - 15.) Discussion and possible action regarding evaluation for General Manger – O’Hanlon
 - 16.) Executive Session-
 - a. Pursuant to Section 551.074 of the Texas Open Meetings Act, the Board will deliberate the evaluation and performance of the General Manager; and
 - b. The Board may also discuss in Executive Session any other item referenced on this Agenda when authorized pursuant to the applicable section of Subchapter D, Chapter 551, Texas Government Code, of the Texas Open Meetings Act.
 - 17.) Discussion and possible action regarding matters discussed in Executive Session
 - 18.) Board suggestions on future agenda items
 - 19.) Adjourn


Authorized Signature

The Board of Directors may go into Executive Session at any time during the meeting pursuant to the applicable section of Subchapter D, Chapter 551, Texas Government Code, of the Texas Open Meetings Act, on any of the matters set forth on this agenda regardless of whether Executive Session is specifically referenced. No final action, decision or vote will be taken on any subject or matter in Executive Session.

The District is committed to compliance with the Americans with Disabilities Act. Reasonable modifications and equal access to communications will be provided upon request. Please call 512-321-1688 for further information.

Agenda

Item # 6

Consent

Agenda

Minutes of the Regular Meeting of the
BASTROP COUNTY WATER CONTROL AND IMPROVEMENT DISTRICT #2

A regular meeting of the Board of Directors of Bastrop County Water Control and Improvement District #2 was held on Thursday, September 16, 2021, beginning at 6:30 p.m. The meeting was held at the Bastrop Convention Center.

Present BCWCID #2 Board Members:

Mary Beth O'Hanlon, President
Ron Whipple, Secretary
Butch Carmack, Director

Videoconference

Scott Ferguson, Vice President
Sam Kier, Treasurer
Tony Corbett, Attorney

BCWCID #2 Staff/Other Professionals:

Paul Hightower, General Manager
Tyler Walsh, Sr. Operations Manager
Alma Rodriguez, District Administrator

MEETING DISCUSSION TOPICS

- 1.) Call to Order and Establish a Quorum
President O'Hanlon called the meeting to Order at 6:31p.m. and announced there was a quorum of the Board. Director Kier and Director Ferguson as well as Tony Corbett are attending the meeting remotely.
- 2.) Pledge of Allegiance
President O'Hanlon led the Pledge of Allegiance.
- 3.) Texas State Flag
President O'Hanlon led the Pledge to the Texas State Flag.
- 4.) Public Comments/Announcements (The Board respectfully requests that persons limit comments to three (3) minutes. Under the Open Meeting Act, the Board may not deliberate or take action in response to any matter raised during public comment that is not a separate agenda item.)
Bruce Loomis stated he owns property in Tahitian Village and would like to get a water line to his property, but the line extension would cost him roughly \$60k and wanted to know if he paid for the extension and someone else builds on that line would he get a reimbursement.

Paul Hightower stated that is not something we have in place at this time, but we are looking into it.
- 5.) Discussion and possible action regarding scheduling of future meeting dates:
 - a. Schedule a Budget Workshop
 - b. Regular Board of Director's Meeting scheduled for Thursday, October 21, 2021 at 6:30 p.m. at the Bastrop Convention Center

President O'Hanlon stated we need to schedule a Budget Workshop and asked for suggestions.

The Board agreed to have a Budget Workshop on October 26, 2021 at 2:00 p.m.

Director Carmack stated he may not be able to attend it depends on his work schedule.

President O'Hanlon announced the next Board meeting will be held on October 21, 2021 at 6:30 p.m. at the Bastrop Convention Center.

6.) CONSENT AGENDA: (*Consent Agenda items are generally routine. Unless removed by a member of the Board or General Manager, items listed on the consent agenda may be acted on together and without prior discussion.*)

- a. Approval of minutes from the August 19, 2021 Regular Meeting of the Board of Directors;
- b. Approval of monthly financial report for August 2021; and
- c. Approval of Release of Liens held by District on Real Property.

President O'Hanlon asked if there were any questions or comments regarding the minutes and financials.

Alma Rodriguez presented the Release of Liens.

Motion: Sam Kier moved to approve the Consent Agenda Items. Seconded: Butch Carmack. Vote: Four (4) in favor, motion carries.

7.) Discussion regarding the following items to be presented in the General Managers report:

Paul Hightower reported on the following items:

a. Status of TTHM compliance:
No updates at this time.

b. Update on district water plants and lift stations:
No updates at this time.

c. W/WW maintenance & Capital Improvements update:
The capital plan is off and running. We had an initial planning and review meeting with BEFCO, to line out projects. We have grouped the water lines into two categories, Priority & Maintenance. They are being assigned IDs now and we will be putting together two bid packages for the two groups. Our hopes are to get 1 company that bids on both packages, but they will be written separately. We are lining out the remainder of the projects and more details will be brought back soon. The maintenance items are the loops and priority items are water line replacements. We are looking at properties between the reserves in Unit 1 and Unit 2 for the ground storage tank. We will have more information on this at future meetings.

d. Roads maintenance & improvement projects update:

19/20 Road Construction: Still waiting for County chip-sealing. Spoke with Commissioner Hamner this morning and he stated the crew should be able to complete the roads within the next couple of weeks.

20/21 Roads: No major updates to this. Tyler Walsh and his crew are doing a great job on these roads. The team is getting these completed on schedule and waiting for the County.

e. Employee update:

We have successfully hired two field W/WW employees, moved one parttime office to fulltime and are in the process of hiring one fulltime for the vacant road position. At that point, we will be up to full staff.

f. General Office Update:

New Maintenance Facility: Spoke with the contractor earlier this week and he is projecting to be completed by the end of September. We have contractors lining out the remainder of the utilities now to get it moving forward. We will have an Open House once the building is completed.

Director Kier asked for an update on the Tahitian water line project, water meter project and the temporary office building.

Mr. Hightower responded the project has been published and there is a bid opening meeting on October 1st at 10 a.m. We will be presenting the bids to the Board at the October meeting. The order for the meters has been placed and are due in by the beginning of October. We did a 3-month lease for no additional cost but can go on a month-to-month rental for the temporary building and the parking lot space.

- 8.) Discussion and possible action regarding the Road Committee:
a. Receive Monthly Committee Update

Paul Hightower stated there are no updates at this time. The committee did not meet in September but will be meeting in October.

- 9.) Discussion and possible action regarding District monthly board meetings
President O'Hanlon suggested this item stay on the agenda since we are now holding meetings remotely and on site. There may be a possibility at some time that Board members cannot attend in person and asked the availability for in person meeting next month.

Director Whipple stated he would need to join the meeting via videoconference in October.

Director Ferguson stated he could attend in person with special provisions.

Director Kier also stated he could attend in person.

- 10.) Discussion and possible action regarding renewal of District's employee medical, dental, vision and other related employee benefits
Paul Hightower stated we just received the renewal for medical and dental benefits as far as the medical renewal from BlueCross Blue Shield, the renewal increase was 1.43% which is a gold plan but the changes that were concern for employees are the Office copays which will be going from \$30/\$50 to \$40/\$80. Urgent Care will increase from \$30 to \$75 and prescription coverage will change from tiers to deductible and an employee deductible is \$3000.

Mr. Hightower proposed moving to the Platinum Plan P621CHC which will lower copays and deductible for only an extra \$2,400 for the year and for the employee reimbursement on deductible it is proposed the reimbursement goes from \$1,750 to \$750.

Mr. Hightower also stated the dental renewal from Ameritas was a 3.9% increase which was very little and proposed the renewal with Ameritas.

Motion: Butch Carmack to renew the BlueCross BlueShield medical insurance with the Platinum Plan P621CHC. Seconded: Ron Whipple. Vote: Four (4) in favor, motion carries.

Motion: Butch Carmack to renew with Ameritas for dental insurance. Seconded: Ron Whipple. Vote: Four (4) in favor, motion carries.

- 11.) Discussion regarding testing for Perfluoroalkyl
Director Whipple stated his initial concern was that this material is found in fire fighting materials and since we had the fire here in Tahitian it raised concerns with him but in his research, he found out that the foam was not used in the wildfires in Tahitian. However he would propose to the Board to have the water tested if it can be done for under \$500.

President O'Hanlon asked Mr. Hightower if there are labs that can do this testing and can it be done for under \$500.

Mr. Hightower responded there is a lab in Austin that can test and stated he also reached out the Bradley with BEFCO Engineering and he in turn reached out to TCEQ and TWDB and receive information back from TCEQ stated these contaminants are not currently regulated under the federal Safe Drinking Water Act (SDWA) and the U.S. Environmental Protection Agency (EPA) has not established enforceable maximum contaminant levels (MCLs) for them. An MCL is the maximum permissible level of a contaminant in water which is delivered to any user of a public water system.

The EPA determined in Spring 2021, that a rule making process should be initiated for two of the PFAS that have been studied, perfluorooctanoic acid (PFOA) and perfluorooctane sulfonic acid (PFOS). Once completed, this process will result in numeric drinking water standards for these two PFAS, but a timeframe has not been established. If the EPA establishes drinking water MCL standards for PFOA and PFOS under the SDWA, public water systems will be required to meet the new

federal regulations. TCEQ would then evaluate the new federal regulations and make a determination regarding the adoption of state standards that are at least as equally stringent. TCEQ has a Drinking Water Advisory Work Group that is a good resource for the public drinking water community and will be used as a way to communicate PFAS developments as they occur.

Regarding testing recommendations, public water systems may choose to test for PFAS in their systems for their own planning purposes. EPA has developed PFAS Drinking Water Laboratory Methods and non-regulatory Health Advisory Levels for PFOA and PFOS in drinking water to help consumers and water systems sample and gauge any measured levels.

TCEQ will be having a sampling program starting 2022 and public water systems will be picked at random, and it will be at no cost to the system.

The LCRA lab can do sampling, but it is \$435 per sample with the sampling being 8 to 12 samples. The cost at a minimum would be \$3,400.

Director Carmack stated he thinks they should hold off until there are standards.

Director Kier agreed.

O'Hanlon stated this is an important item and asked if we should hold off on this item for a year and maybe we will be picked as a testing site.

Mr. Hightower stated we will be notified by TCEQ about the sampling program and any regulations.

Director Carmack stated this item should be on hold until we receive information from TCEQ.

The Board agreed.

- 12.) Board suggestions on future agenda items
Alma Rodriguez suggested the Board prepare for Paul Hightower's evaluation at the October meeting.


- 13.) Adjourn

Motion: Butch Carmack moved to adjourn the meeting. Seconded: Ron Whipple. Vote: Four (4) in favor, motion carries.

MEETING ADJOURNED AT 7:40 P.M.

Board Director

Date



MUNICIPAL ACCOUNTS
& CONSULTING, L.P.

**Bastrop County Water Control &
Improvement District No. 2**

Bookkeeper's Report

September 30, 2021

Bastrop WCID No 2 - Water/Wastewater
Cash Flow Report - Operating Water Account
As of September 30, 2021

Num	Name	Memo	Amount	Balance
BALANCE AS OF 09/01/2021				\$620,639.36
Receipts				
	Payment from Standby Fund		593.78	
	Payment from Road Fund		29,757.10	
	Interest Earned on Checking		25.30	
	Accounts Receivable-W		298,898.79	
	Accounts Receivable-W		6,353.70	
Total Receipts				335,628.67
Disbursements				
24847	Alma Rodriguez.	Mileage	(77.62)	
24848	Ameriflex Business Solutions	FSA Purchases	(47.50)	
24849	AT&T Mobility	Telephone Expense	(520.25)	
24850	BlueCross BlueShield of Texas	Insurance	(13,023.54)	
24851	BOXX Modular Inc.	Office Rental	(1,204.00)	
24852	Johnson Lab & Supply Inc.	Materials & Maintenance	(391.46)	
24853	Lost Pines Truck Diesel	Vehicle Maintenance	(6,932.76)	
24854	Lowe's Business Account	Materials	(2,243.77)	
24855	McCoy's Building Supply Corp	Materials	(187.72)	
24856	Quadient Inc	Office Equip Lease	(151.66)	
24857	Riley Fox Endeavors LLC	Lease for Building Lot Space	(518.48)	
24858	Tyler Technologies Inc	Maint Agreement Incode	(8,275.45)	
24859	Ameriflex Business Solutions	FSA Purchases	(52.66)	
24860	AT&T	Telephone Expense - Lift Station	(134.83)	
24861	Capital One	Misc Office	(121.32)	
24862	Card Service Center	Credit Card Expense	(4,559.28)	
24863	Municipal Accounts & Consulting L.P.	Bookkeeping Fees	(4,627.44)	
24864	Quality Trailers and Parts	Equipment	(10,935.00)	
24865	Quill Corporation	Office Supplies	(71.65)	
24866	Shaun K Moore	Building	(1,900.00)	
24867	Time Warner Cable	Telephone/Internet	(120.62)	
24868	Wells Fargo Vendor Fin Serv	Equipment Lease	(451.86)	
24869	Weston Hoffmeister	Yard Maintenance - Mowing	(950.00)	
24870	Ameritas Life Insurance Corp	Insurance	(562.20)	
24871	Aqua Beverage Company	Drinking Water	(75.50)	
24872	Barnard Tire & Auto	Maintenance & Repair	(83.91)	
24873	BEFCO Engineering, Inc	Engineering Fees	(13,500.00)	
24874	Checkr Inc.	VOID: Pre-Employment Screening	0.00	
24875	Environmental Improvements, Inc	Materials	(450.00)	
24876	Esquivel Enterprise	Cleaning	(400.00)	
24877	Howdy Enterprises, LTD	Port a John	(92.70)	
24878	La Grange NAPA	Repair Vehicle	(596.04)	
24879	Lost Pines Groundwater Conservation Distr	Ground Water Assessment	(1,634.95)	
24880	Matrix Imaging Solutions (C)	Printing	(323.76)	
24881	Professional Image Communications	Answering Service	(230.00)	
24882	Texas Excavation Safety Systems, Inc.	Message Fees	(35.15)	
24883	Time Warner Cable	Telephone/Internet	(128.51)	
24884	TLC Office Systems	Computer	(1,494.00)	
24885	Waste Connections	Garbage Expense	(281.08)	
24886	Wex Bank	Fuel	(2,211.28)	
24887	Bastrop Guardian Self Storage	Customer Deposit Refund	(164.54)	
24888	Dan Hugo	Customer Deposit Refund	(26.24)	

Cash Flow Report - Operating Water Account

As of September 30, 2021

Num	Name	Memo	Amount	Balance
Disbursements				
24889	America Villegas	Customer Deposit Refund	(137.27)	
24890	828 Management Group	Customer Deposit Refund	(161.40)	
24891	Alma Alvarado & Gloria Carrasco	Customer Deposit Refund	(69.87)	
24892	Fred Wipff	Customer Deposit Refund	(27.27)	
24893	James T Short	Customer Deposit Refund	(261.15)	
24894	Charlotte Hatch	Customer Deposit Refund	(133.62)	
24895	Lambert Sikkema	Customer Deposit Refund	(12.79)	
24896	Mandy & James Cullar	Customer Deposit Refund	(6.53)	
24897	Buono & Associates	Customer Deposit Refund	(125.48)	
24898	Trent Baird	Customer Deposit Refund	(150.03)	
24899	Ramon Sepulveda	Customer Deposit Refund	(118.20)	
24900	Richard D Troy	Customer Deposit Refund	(55.80)	
24901	Linda Opperman	Customer Deposit Refund	(118.05)	
24902	Ashley & Angela Radde	Customer Deposit Refund	(31.95)	
24903	George Guajardo	Customer Deposit Refund	(115.21)	
24904	Remax	Customer Deposit Refund	(130.53)	
24905	Chase Rampy	Customer Deposit Refund	(117.31)	
24906	Angelica Torres	Customer Deposit Refund	(8.86)	
24907	Opendoor Property Trust	Customer Deposit Refund	(123.60)	
24908	Tamer Salama	Customer Deposit Refund	(17.26)	
24909	Ameriflex Business Solutions	FSA Purchases	(41.37)	
24910	Ameriflex Business Solutions.	Insurance FSA Fees	(86.00)	
24911	Aqua Water Supply Corporation	Water Samples	(275.00)	
24912	Barnard Tire & Auto	Maintenance & Repair	(925.96)	
24913	Bastrop WCID No 2 - W/W	Waste Water Service	(146.13)	
24914	Bastrop WCID No 2 - Water	Purchase Water Expense	(245.54)	
24915	Cintas Corporation # 86	Uniforms	(1,007.95)	
24916	Core & Main LP	Repairs	(5,480.54)	
24917	DPC Industries, Inc.	Chemicals	(1,076.16)	
24918	Ferguson Enterprises, Inc. # 1106	Repairs & Maintenance	(12,813.00)	
24919	Grainger Inc	Repair & Maintenance	(458.43)	
24920	Humana Hlth Plan TX	Insurance Premium	(169.11)	
24921	Quadient Inc	Office Equip Lease	(151.66)	
24922	Riley Fox Endeavors LLC	Lease for Building Lot Space	(518.48)	
24923	Unum Life Insurance Company	Insurance Premium	(631.26)	
24924	Wells Fargo Vendor Fin Serv	Equipment Lease	(1,247.92)	
24925	AT&T Mobility	Telephone Expense	(497.96)	
24926	DPC Industries, Inc.	Chemicals	(230.00)	
24927	DSHS Central Lab MC2004	Water Samples	(213.92)	
24928	Ferguson Enterprises, Inc. # 1106	Supplies	(1,141.47)	
24929	Frontier Communications	Answering Service	(71.15)	
24930	Grainger Inc	Supplies	(518.23)	
24931	Johnson Lab & Supply Inc.	Materials & Maintenance	(1,941.52)	
24932	McLean & Howard, LLP	Legal Fees	(270.00)	
24933	Motorola Solutions Inc.	Radios	(15,944.24)	
24934	TLC Office Systems	Computer	(12.00)	
24935	Wex Bank	Fuel	(1,460.28)	
24936	Guillermo Gonzalez / Blanca Herrera	Customer Deposit Refund	(127.15)	
24937	David Iles	Customer Deposit Refund	(37.10)	
24938	Raymond Walker/Freda Laurie Bonbar Walker	Customer Deposit Refund	(54.41)	
EFT	Bluebonnet Electric Coop	Utility Expense	(5,871.05)	
EFT	City of Bastrop	Purchase Sewer Service	(11,735.32)	

Bastrop WCID No 2 - Water/Wastewater
Cash Flow Report - Operating Water Account
As of September 30, 2021

Num	Name	Memo	Amount	Balance
Disbursements				
EFT	Bastrop WCID No 2	TCDRS - Retirement Payment	(8,405.53)	
INT/SRV	Bastrop WCID No 2	Credit Card Discount Fees	(2,750.19)	
INT/SRV	Bastrop WCID No 2	Bank Fee	(30.00)	
INT/SRV	Bastrop WCID No 2	Bank Fees	(40.00)	
PAYROLL	Bastrop WCID No 2 - Water	Payroll -08/25/2021-09/07/2021	(21,836.06)	
PAYROLL	Bastrop WCID No 2	Payroll Expense - Child Support	(110.77)	
PAYROLL	Bastrop WCID No 2 - Water	Payroll -09/08/2021-09/21/2021	(21,970.66)	
PAYROLL	Bastrop WCID No 2	Payroll Expense - Child Support	(110.77)	
PAYROLL	Alliance Payroll	Payroll Fees	(274.35)	
PAYROLL	United States Treasury	Payroll Liabilites	(13,521.87)	
RCT/TRN	Bastrop WCID No 2	Transfer to WW-Annual TWDB	(37,145.59)	
Total Disbursements			(253,307.01)	(253,307.01)
BALANCE AS OF 09/30/2021				\$702,961.02

Bastrop WCID No 2 - Water/Wastewater
Cash Flow Report - TWDB WW Account
 As of September 30, 2021

Num	Name	Memo	Amount	Balance
BALANCE AS OF 09/01/2021				\$572.00
Receipts				
	No Receipts Activity		0.00	
Total Receipts				0.00
Disbursements				
	No Disbursements Activity		0.00	
Total Disbursements				0.00
BALANCE AS OF 09/30/2021				<u>\$572.00</u>

Bastrop WCID No 2 - Standby
Cash Flow Report - Standby Operating Account
 As of September 30, 2021

Num	Name	Memo	Amount	Balance
BALANCE AS OF 09/01/2021				\$93,282.98
Receipts				
	Accounts Receivable		2,891.97	
Total Receipts				<u>2,891.97</u>
Disbursements				
4006	Bastrop WCID No 2 Water	VOID: AP	0.00	
Total Disbursements				<u>0.00</u>
BALANCE AS OF 09/30/2021				<u><u>\$96,174.95</u></u>

Bastrop WCID No 2 - Roads
Cash Flow Report - Road Const Operating Account
 As of September 30, 2021

Num	Name	Memo	Amount	Balance
BALANCE AS OF 09/01/2021				\$124,319.42
Receipts				
	Accounts Receivable		76,558.54	
Total Receipts				76,558.54
Disbursements				
5483	973 Materials, LLC	Road Base	(7,177.90)	
5484	Bastrop County District Clerk	Filing Fee - 05-23-1293 Rebecca Lee	(8.00)	
5485	Dallas County Constable PCT 1	Filing Fees 05-23-1293 Rebecca Lee	(80.00)	
5486	K3 Transport LLC	Road Base	(17,990.24)	
5487	973 Materials, LLC	Recycled Base	(6,044.50)	
5488	Barnard Tire & Auto	Repairs - Vehicles	(23.00)	
5489	K3 Transport LLC	Recycled Base	(9,421.66)	
5490	RDO Equipment Co.	Equipment Rental	(6,562.90)	
5491	973 Materials, LLC	Road Base	(4,967.60)	
5492	ASCO Equipment	Fork Lift Rental	(2,378.00)	
5493	Bastrop WCID No 2 Water	Transfer to Water - AP Reimbursement	(29,757.10)	
5494	BEFCO Engineering, Inc.	Engineering Fees	(17,400.00)	
5495	K3 Transport LLC	Recycled Base	(8,453.37)	
5496	RDO Equipment Co.	Rental Equipment	(5,913.29)	
5497	973 Materials, LLC	Recycled Base	(17,407.10)	
5498	Alliance Engineering Group, Inc.	Tahitian Village Roadway Improvements Project A	(320.00)	
5499	ASCO Equipment	Fork Lift Rental	(2,610.00)	
5500	WJC Constructors, LLC	Capital Outlay	(23,000.00)	
5501	973 Materials, LLC	Recycled Base	(7,509.90)	
5502	K3 Transport LLC	Recycled Base	(22,788.83)	
FEES	Bastrop WCID No 2 RC	Credit Card Discount Fees	(5,407.61)	
Total Disbursements				(195,221.00)
BALANCE AS OF 09/30/2021				\$5,656.96

Bastrop County Water Control & Improvement District No. 2

Account Balances

As of September 30, 2021

Financial Institution (Acct Number)	Issue Date	Maturity Date	Interest Rate	Account Balance	Notes
Fund: Water/Wastewater					
Money Market Funds					
FIRST NATIONAL BANK BASTR (XXXX5076)	01/01/2017		0.25 %	71,282.15	Water MM
FIRST NATIONAL BANK BASTR (XXXX3543)	01/01/2017		0.25 %	146,000.81	Water Cap Improv
TEXPOOL (XXXX0002)	05/30/2019		0.01 %	1,620,909.50	Water
TEXPOOL (XXXX0003)	02/04/2020		0.01 %	613,331.05	Building Funds
Checking Account(s)					
FIRST NAT BASTR-CKING (XXXX1469)			0.10 %	702,961.02	Operating - Water
FIRST NAT BASTR-CKING (XXXX3289)			0.10 %	572.00	TWDB WW
Totals for Water/Wastewater Fund:				\$3,155,056.53	
Fund: Capital Projects					
Money Market Funds					
TEXPOOL (XXXX0005)	07/21/2021		0.01 %	6,492,305.12	Series 2021
Totals for Capital Projects Fund:				\$6,492,305.12	
Fund: Standby					
Checking Account(s)					
ROSCOE STATE BANK (XXXX2687)			0.10 %	96,174.95	Standby Operating
Totals for Standby Fund:				\$96,174.95	
Fund: Debt Service					
Money Market Funds					
AMEGY BANK - TRUST (XXXX1041)	09/30/2021		0.05 %	642,255.96	WW-ESC TWDB Loan
FIRST NATIONAL BANK BASTR (XXXX4385)	09/30/2021		0.25 %	580,670.05	WW-ESC TWDB Loan
TEXPOOL (XXXX0001)	09/30/2021		0.01 %	457,325.45	TWDB Reserve fund
Totals for Debt Service Fund:				\$1,680,251.46	
Fund: Roads					
Money Market Funds					
ROSCOE STATE BANK (XXXX3131)	01/01/2016		0.50 %	754,813.41	Road Const MM
Checking Account(s)					
ROSCOE STATE BANK (XXXX2709)			0.10 %	5,656.96	Road Const Operating
Totals for Roads Fund:				\$760,470.37	
Grand total for Bastrop County Water Control & Improvement District No. 2:				\$12,184,258.43	

**Bastrop WCID No 2 - Water/Wastewater
Actual vs Budget Wastewater
September 2021**

	Sep 21	Budget	Jan - Sep 21	YTD Budget	Annual Budget
Ordinary Income/Expense					
Income					
Wastewater-Revenue					
14215 · WW Fees	62,577	67,917	554,200	611,250	815,000
14216 · Commercial WW Fees	3,662	3,333	26,938	30,000	40,000
14220 · WW Bore	880	833	7,200	7,500	10,000
14225 · WW Tap Fees	8,500	23,333	189,600	210,000	280,000
14230 · Pump Maintenance	0	500	0	4,500	6,000
14235 · Debt Service Reserve Fee	6,788	5,417	59,806	48,750	65,000
14275 · Interest-WW Reserve	0	25	0	225	300
14276 · Interest-WW	49	417	422	3,750	5,000
Total Wastewater-Revenue	82,456	101,775	838,165	915,975	1,221,300
Total Income	82,456	101,775	838,165	915,975	1,221,300
Gross Profit	82,456	101,775	838,165	915,975	1,221,300
Expense					
Wastewater-Expense					
16219 · Damage Claim	0	0	1,167	0	0
16221 · Uniforms-WW	724	500	6,079	4,500	6,000
16222 · W/W Salary Allocations	10,025	10,000	93,216	90,000	120,000
16229 · Maint Agreement-Incode-WW	0	375	3,489	3,375	4,500
16233 · Lift Station Admin Service Fee	0	208	1,150	1,875	2,500
16238 · W/W Chemicals	0	208	0	1,875	2,500
16239 · Field Equip Rental-WW	0	417	393	3,750	5,000
16240 · Fuel-WW	1,930	1,042	11,951	9,375	12,500
16241 · Repairs & Maint-WW	0	1,250	179	11,250	15,000
16242 · Materials-WW	4,815	3,750	38,310	33,750	45,000
16243 · Meter Testing-WW	0	19	0	169	225
16244 · Safety Supplies-WW	0	333	4,344	3,000	4,000
16247 · Repairs & Maint-Lift Stat-WW	0	833	2,569	7,500	10,000
16248 · Grinder Pump Repair-WW	0	2,083	19,241	18,750	25,000
16250 · Depreciation-WW	39,313	37,917	353,816	341,250	455,000
16251 · Tools	111	292	1,496	2,625	3,500
16257 · Office Supplies-WW	0	33	9	300	400
16258 · Misc-WW	0	83	730	750	1,000
16259 · Medical-WW	323	83	655	750	1,000
16260 · Op & Maint-City of Bastrop-WW	0	11,667	88,448	105,000	140,000
16265 · Telephone-WW	0	83	0	750	1,000
16266 · License-WW	0	50	0	450	600
16268 · Filing Fees-WW	0	63	400	563	750
16269 · TCEQ Fees-WW	0	267	0	2,400	3,200
16272 · Interest Bonds-WW	12,449	12,821	112,039	115,388	153,850
16274 · Accounting-WW	1,152	1,667	11,317	15,000	20,000
16276 · Audit-WW	0	1,250	7,680	11,250	15,000
16277 · Engineering-WW	0	833	260	7,500	10,000
16278 · Legal- WW	0	417	0	3,750	5,000
16279 · Insurance-WW					
16279a · Insurance-Property-WW	0	275	0	2,475	3,300
16279b · Insurance-Vehicles-WW	0	167	1,250	1,500	2,000

**Bastrop WCID No 2 - Water/Wastewater
Actual vs Budget Wastewater
September 2021**

	Sep 21	Budget	Jan - Sep 21	YTD Budget	Annual Budget
16279c · Insurance-Misc-WW	0	46	0	413	550
16279d · Insurance-E&O-WW	0	46	0	413	550
16279e · Insurance-Liability-WW	0	83	0	750	1,000
16279h · Insurance-WC-WW	0	500	0	4,500	6,000
Total 16279 · Insurance-WW	0	1,117	1,250	10,050	13,400
16280 · Repairs-Bldg WW	0	0	188	0	0
16281 · Repairs-Equip-WW	0	417	4,468	3,750	5,000
16282 · Repairs-Vehicles-WW	252	417	7,330	3,750	5,000
16283 · Yard Maintenance-Mowing	0	208	309	1,875	2,500
16284 · Training-WW	0	167	1,103	1,500	2,000
16285 · Electricity-Lift Stations	0	417	3,413	3,750	5,000
16286 · Water-Lift Stations	0	208	1,139	1,875	2,500
16289 · Labor-Service Lines & Tap-WW	0	167	0	1,500	2,000
16294 · Travel - Lodging	0	42	0	375	500
16295 · Travel - Meals	0	17	0	150	200
16296 · Travel - Rental Car	0	17	0	150	200
16297 · Small Equipment Purchaes-WW	0	83	0	750	1,000
Total Wastewater-Expense	71,094	91,819	778,137	826,369	1,101,825
Total Expense	71,094	91,819	778,137	826,369	1,101,825
Net Ordinary Income	11,363	9,956	60,028	89,606	119,475
Other Income/Expense					
Other Expense					
Capital Outlay-WW					
17200 · Vehicles-WW	0	0	41,671	0	0
17201 · Equipment-WW	0	0	8,670	0	0
17206 · WW Line Extensions-WW	27,628	0	27,628	0	0
17211 · Capital Outlay Grinder Pumps-WW	0	8,333	62,033	75,000	100,000
17232 · Transfer out to Debt Service-WW	1,222,926	0	1,222,926	0	0
Total Capital Outlay-WW	1,250,554	8,333	1,362,928	75,000	100,000
Total Other Expense	1,250,554	8,333	1,362,928	75,000	100,000
Net Other Income	(1,250,554)	(8,333)	(1,362,928)	(75,000)	(100,000)
Net Income	(1,239,191)	1,623	(1,302,899)	14,606	19,475

Bastrop WCID No 2 - Water/Wastewater
Actual vs Budget Water
September 2021

	Sep 21	Budget	Jan - Sep 21	YTD Budget	Annual Budget
Ordinary Income/Expense					
Income					
Water-Revenue					
14110 · TV Water Sales	146,763	133,333	1,142,394	1,200,000	1,600,000
14115 · Water Late Charge Income	1,498	2,083	11,554	18,750	25,000
14120 · TV Tap Fees	48,000	18,750	267,050	168,750	225,000
14125 · Capital Reserve Fee	17,267	7,917	152,794	71,250	95,000
14130 · Water Line Bore	4,750	2,500	18,700	22,500	30,000
14140 · Backflow Inspections	0	417	0	3,750	5,000
14145 · Returned Check Fee	0	0	0	0	0
14148 · Pools	55	25	550	225	300
14150 · Maps Sold	25	21	150	188	250
14155 · Office Rents	275	292	2,475	2,625	3,500
14160 · Other Income-W	115	5,417	1,686	48,750	65,000
14170 · Reconnect Fee	800	833	8,750	7,500	10,000
14175 · Interest-W	87	1,250	813	11,250	15,000
14180 · Copies & Faxes	0	4	5	37	50
14190 · Irrigation Systems	0	25	0	225	300
14197 · Proceeds from Sale	0	0	6,200	0	0
Total Water-Revenue	219,635	172,867	1,613,120	1,555,800	2,074,400
Total Income	219,635	172,867	1,613,120	1,555,800	2,074,400
Gross Profit	219,635	172,867	1,613,120	1,555,800	2,074,400
Expense					
Water-Expense					
16100 · Payroll					
16100a · Salaries	48,107	54,167	441,410	487,500	650,000
16100b · Over Time	1,082	2,083	13,655	18,750	25,000
16100c · Double Time	273	208	8,141	1,875	2,500
16100e · Holiday	3,416	3,333	21,598	30,000	40,000
16100f · Annual Leave	3,627	2,083	21,172	18,750	25,000
16100g · Sick	2,259	1,667	16,200	15,000	20,000
16100h · Personal Time	124	250	752	2,250	3,000
16100k · FICA	4,366	5,417	39,221	48,750	65,000
16100m · Retirement-Life	4,285	5,417	47,869	48,750	65,000
16100n · SUI	197	333	3,819	3,000	4,000
16100o · Longevity Pay	0	958	0	8,625	11,500
16100p · FUTA	42	83	700	750	1,000
16100q · On Call Pay	552	2,917	10,765	26,250	35,000
16100r · Child Support	0	0	0	0	0
Total 16100 · Payroll	68,330	78,917	625,301	710,250	947,000
16110 · Health Insurance					
16110a · Insurance-Medical	10,447	15,833	115,135	142,500	190,000
16110b · Insurance-Dental	389	708	4,273	6,375	8,500
16110c · Insurance-Vision	277	146	2,486	1,313	1,750
16110d · HSA	0	125	0	1,125	1,500
16110e · Insurance-Life	0	625	4,774	5,625	7,500

Bastrop WCID No 2 - Water/Wastewater
Actual vs Budget Water
September 2021

	Sep 21	Budget	Jan - Sep 21	YTD Budget	Annual Budget
Total 16110 · Health Insurance	11,112	17,437	126,669	156,938	209,250
16116 · Office Building Rental	1,722	1,750	15,502	15,750	21,000
16117 · Payroll Service Fee	274	400	2,717	3,600	4,800
16118 · Hand Tools	111	417	2,008	3,750	5,000
16120 · Wellness Program	0	83	0	750	1,000
16121 · Uniforms-W	724	833	6,094	7,500	10,000
16122 · Mileage	91	208	749	1,875	2,500
16123 · Vehicle Usage	0	167	0	1,500	2,000
16124 · Admin Allocations	0	(9,067)	(82,649)	(81,603)	(108,804)
16125 · PPE Allocations	(15,765)	(20,200)	(131,799)	(181,800)	(242,400)
16125a · EOM Salary Reimburs from WW	(10,025)	(10,000)	(93,216)	(90,000)	(120,000)
16126 · Answering Service	0	208	1,960	1,875	2,500
16127 · Repairs-Contracted-W	0	125	0	1,125	1,500
16128 · Maint Agreement-Hand Held	0	167	780	1,500	2,000
16129 · Maint Agreement-Incode-W	0	1,375	18,952	12,375	16,500
16130 · Office Equip Lease	604	1,250	8,653	11,250	15,000
16131 · Pest Control	0	25	79	225	300
16133 · Water Well Admin Service Fee	0	25	0	225	300
16133a · Security Agreement	0	0	1,394	0	0
16134 · Cleaning-Office	200	208	1,800	1,875	2,500
16135 · Garbage	84	100	953	900	1,200
16136 · Cleaning-Maint Building	200	250	1,800	2,250	3,000
16137 · Backflow Inspection	0	42	0	375	500
16138 · Chemicals-Chlorine	691	2,083	11,319	18,750	25,000
16138a · Contract Labor	0	417	0	3,750	5,000
16139 · Field Equip Rental-W	0	417	741	3,750	5,000
16140 · Fucl-W	1,930	1,042	22,206	9,375	12,500
16141 · Repairs & Maint-W	13,845	1,250	39,573	11,250	15,000
16142 · Materials-W	6,212	6,250	45,928	56,250	75,000
16143 · Water Testing-W	0	0	903	0	0
16144 · Safety Supplies-W	272	333	5,489	3,000	4,000
16145 · Damage Claims	0	833	1,167	7,500	10,000
16146 · Water Samples	0	833	5,411	7,500	10,000
16147 · Repairs & Maint-Water Well	1,990	3,333	15,847	30,000	40,000
16149 · Computer-W	1,916	1,667	17,877	15,000	20,000
16150 · Depreciation-W	18,541	17,083	166,870	153,750	205,000
16151 · Dues & Subscriptions	0	83	370	750	1,000
16152 · Election Costs	0	250	0	2,250	3,000
16153 · Fax	0	8	0	75	100
16154 · Late Fees-W	0	125	126	1,125	1,500
16155 · Internet	376	208	2,233	1,875	2,500
16156 · Printing-W	277	833	4,651	7,500	10,000
16156a · Janitorial Supplies	0	17	0	150	200
16157 · Office Supplies-W	140	417	2,594	3,750	5,000
16158 · Misc-W	30	833	4,224	7,500	10,000
16159 · Medical-W	0	83	0	750	1,000
16160 · Misc Office-W	51	250	3,797	2,250	3,000
16161 · Pre-Employment Screening	99	83	643	750	1,000
16163 · Postage & Delivery	507	1,250	10,309	11,250	15,000
16164 · Public Notice	1,141	250	2,511	2,250	3,000
16165 · Telephone-W	704	667	5,795	6,000	8,000

Bastrop WCID No 2 - Water/Wastewater
Actual vs Budget Water
September 2021

	Sep 21	Budget	Jan - Sep 21	YTD Budget	Annual Budget
16166 · License-W	0	208	0	1,875	2,500
16166a · Advertising	0	42	0	375	500
16167 · Bank Fees-W	70	42	325	375	500
16168 · Filing Fees-W	0	42	0	375	500
16171 · CC Fees	2,750	3,750	30,957	33,750	45,000
16172 · Interest Bonds-W	2,197	2,500	19,772	22,500	30,000
16174 · Accounting-W	1,296	1,667	15,692	15,000	20,000
16176 · Audit-W	0	1,250	8,640	11,250	15,000
16177 · Engineering-W	0	1,250	36,583	11,250	15,000
16178 · Legal-W	0	2,083	4,185	18,750	25,000
16179 · Insurance-W					
16179a · Insurance-Property-W	0	458	0	4,125	5,500
16179b · Insurance-Vehicles-W	0	142	1,423	1,275	1,700
16179c · Insurance-Misc-W	0	17	0	150	200
16179d · Insurance-E&O-W	0	42	0	375	500
16179e · Insurance-Liability-W	0	75	0	675	900
16179f · Insurance-Bonding	0	88	175	796	1,061
16179g · Insurance-FSA	86	417	999	3,750	5,000
16179h · Insurance-WC-W	0	333	0	3,000	4,000
16179i · Insurance- Wells	0	458	0	4,125	5,500
Total 16179 · Insurance-W	86	2,030	2,597	18,271	24,361
16180 · Repairs-Bldg-W	54	1,667	242	15,000	20,000
16181 · Repairs-Equip-W	392	417	5,461	3,750	5,000
16182 · Repairs-Vehicles-W	272	500	8,815	4,500	6,000
16182a · Yard Maintenance-Mowing	950	1,000	8,564	9,000	12,000
16183 · Travel					
16183a · Travel-Air	0	42	0	375	500
16183b · Travel-Lodging	0	208	575	1,875	2,500
16183c · Travel-Meals	25	208	303	1,875	2,500
16183d · Travel-Rental Car	0	21	0	188	250
Total 16183 · Travel	25	479	877	4,313	5,750
16184 · Training-W	375	0	3,757	0	0
16185 · Electricity					
16185a · Electricity-Maint Bldg	0	292	2,095	2,625	3,500
16185b · Electricity-Office Bldg	0	500	2,029	4,500	6,000
16185c · Electricity-Wells	0	4,167	30,405	37,500	50,000
16185d · Electricity-WW Lift Station	0	42	0	375	500
Total 16185 · Electricity	0	5,000	34,529	45,000	60,000
16186 · Water-Maint Bldg	0	167	1,684	1,500	2,000
16187 · Water-Office Bldg	0	167	535	1,500	2,000
16188 · Computer Supplies	0	833	389	7,500	10,000
16189 · Labor-Service Lines & Tap-W	0	1,667	23,400	15,000	20,000
16195 · Meter Testing Charges	0	21	0	188	250
16196 · Permits	0	100	0	900	1,200
16197 · Small Equipment Purchases	0	333	0	3,000	4,000
16199 · Communication/Radios	15,944	833	18,878	7,500	10,000

**Bastrop WCID No 2 - Water/Wastewater
Actual vs Budget Water
September 2021**

	Sep 21	Budget	Jan - Sep 21	YTD Budget	Annual Budget
Total Water-Expense	130,795	133,667	1,104,213	1,203,005	1,604,007
16191 · Engineering Fees - Bond App	0	0	45,005	0	0
16192 · Bond Issuance Costs	3,500	0	3,500	0	0
Total Expense	134,295	133,667	1,152,718	1,203,005	1,604,007
Net Ordinary Income	85,340	39,199	460,401	352,795	470,393
Other Income/Expense					
Other Expense					
Capital Outlay-W					
17100 · Vehicles-W	0	2,083	41,671	18,750	25,000
17101 · Equipment-W	0	1,250	8,670	11,250	15,000
17102 · Meters-W	0	0	17,894	0	0
17106 · Line Extension-W	0	4,167	6,300	37,500	50,000
17107 · Buildings-W	0	0	259,484	0	0
17109 · Capital Outlay Culverts-W	0	5,000	2,000	45,000	60,000
17110 · Capital Outlay-W	0	3,750	0	33,750	45,000
17115 · Water Tank Main - W	0	3,333	93,350	30,000	40,000
17121 · Water Well Cap Improv-W	0	0	135,724	0	0
17132 · Transfer out to Debt Service-W	457,325	0	457,325	0	0
Total Capital Outlay-W	457,325	19,583	1,022,418	176,250	235,000
Total Other Expense	457,325	19,583	1,022,418	176,250	235,000
Net Other Income	(457,325)	(19,583)	(1,022,418)	(176,250)	(235,000)
Net Income	(371,986)	19,616	(562,017)	176,545	235,393

Bastrop WCID No 2 - Roads
Actual vs Budget-RC
September 2021

	Sep 21	Budget	Jan - Sep 21	YTD Budget	Annual Budget
Ordinary Income/Expense					
Income					
Road Construction-Revenue					
34210 · Assessments	61,341	104,167	873,784	937,500	1,250,000
34215 · Assessments-Prior to 97	5,803	833	42,037	7,500	10,000
34220 · Late Fee	3,885	1,667	38,549	15,000	20,000
34225 · Late Fee- Prior	0	125	1,615	1,125	1,500
34235 · Lien Fees	3,882	2,083	38,977	18,750	25,000
34240 · Deed Admin Fee	0	333	33,156	3,000	4,000
34245 · Returned Check Fee	0	3	0	30	40
34250 · Filing Fees	0	250	2,745	2,250	3,000
34255 · Driveway	0	292	2,200	2,625	3,500
34260 · Other Income-RC	0	0	200	0	0
34265 · Attorney Fees	3,436	1,667	37,706	15,000	20,000
34270 · Allocation to Maintenance Fund	(27,083)	(27,083)	(243,750)	(243,750)	(325,000)
34275 · Interest-RC	186	83	1,877	750	1,000
Total Road Construction-Revenue	51,451	84,420	829,097	759,780	1,013,040
Total Income	51,451	84,420	829,097	759,780	1,013,040
Expense					
Road Construction-Expense					
36210 · Salary Allocations from Water	7,017	10,100	65,251	90,900	121,200
36224 · Admin Allocations from Water-RC	0	5,192	82,649	46,728	62,304
36229 · Maint Agreement-Incode-RC	0	833	5,986	7,500	10,000
36239 · Field Equip Rental	0	125	0	1,125	1,500
36241 · Repair & Maint-RC	0	42	0	375	500
36245 · Damage Claims	0	4	0	37	50
36258 · Misc	0	417	0	3,750	5,000
36263 · Postage	0	667	947	6,000	8,000
36268 · Filing Fees	0	417	3,150	3,750	5,000
36270 · Bad Debt	0	3,750	0	33,750	45,000
36271 · CC Fees	5,408	1,000	14,625	9,000	12,000
36272 · Attorney Fees (County)	0	2,500	28,051	22,500	30,000
36273 · Taxes- Property	0	125	0	1,125	1,500
36274 · Accounting	792	917	7,781	8,250	11,000
36276 · Audit-RC	0	833	5,280	7,500	10,000
36277 · Engineering-RC	0	11,667	84,425	105,000	140,000
36278 · Legal-RC	0	2,500	0	22,500	30,000
36279 · Insurance					
36279h · Insurance- WC	0	750	0	6,750	9,000
Total 36279 · Insurance	0	750	0	6,750	9,000

**Bastrop WCID No 2 - Roads
Actual vs Budget-RC
September 2021**

	<u>Sep 21</u>	<u>Budget</u>	<u>Jan - Sep 21</u>	<u>YTD Budget</u>	<u>Annual Budget</u>
36280 · Other Professional Fees	0	83	0	750	1,000
36282 · Repairs-Vehicles-RC	0	0	23	0	0
36294 · Road Fees Written Off	0	2,083	0	18,750	25,000
36295 · Lien Fees Written Off	0	417	0	3,750	5,000
36296 · Road Late Fees Written Off	0	417	0	3,750	5,000
36297 · Road Prior Written Off	0	1,250	0	11,250	15,000
36298 · Attorney Fees Written Off	0	1,250	0	11,250	15,000
Total Road Construction-Expense	<u>13,217</u>	<u>47,338</u>	<u>298,167</u>	<u>426,040</u>	<u>568,054</u>
Total Expense	<u>13,217</u>	<u>47,338</u>	<u>298,167</u>	<u>426,040</u>	<u>568,054</u>
Net Ordinary Income	38,234	37,082	530,929	333,740	444,986
Other Income/Expense					
Other Expense					
Road Construction-Capital					
37210 · Equipment-RC	0	0	2,862	0	0
37285 · Capital Outlay-RC	71,522	36,250	550,567	326,250	435,000
Total Road Construction-Capital	<u>71,522</u>	<u>36,250</u>	<u>553,429</u>	<u>326,250</u>	<u>435,000</u>
Total Other Expense	<u>71,522</u>	<u>36,250</u>	<u>553,429</u>	<u>326,250</u>	<u>435,000</u>
Net Other Income	<u>(71,522)</u>	<u>(36,250)</u>	<u>(553,429)</u>	<u>(326,250)</u>	<u>(435,000)</u>
Net Income	<u><u>(33,288)</u></u>	<u><u>832</u></u>	<u><u>(22,499)</u></u>	<u><u>7,490</u></u>	<u><u>9,986</u></u>

Bastrop WCID No 2 - Roads
Actual vs Budget-RM
September 2021

	Sep 21	Budget	Jan - Sep 21	YTD Budget	Annual Budget
Ordinary Income/Expense					
Income					
Road Maintenance-Revenue					
34160 · Other-RM	0	12,500	0	112,500	150,000
34165 · FEMA Payments	0	12,500	0	112,500	150,000
34176 · Transfer from Road Construction	27,083	27,083	243,750	243,750	325,000
Total Road Maintenance-Revenue	<u>27,083</u>	<u>52,083</u>	<u>243,750</u>	<u>468,750</u>	<u>625,000</u>
Total Income	27,083	52,083	243,750	468,750	625,000
Expense					
Road Maintenance-Expense					
36124 · Salary Allocations from Water	8,748	10,100	66,548	90,900	121,200
36127 · Repairs- Contracted-RM	15,100	4,167	23,200	37,500	50,000
36128 · Contract Labor- RM	0	4,167	0	37,500	50,000
36129 · Maint. Agreement-Incode-RM	0	0	2,818	0	0
36139 · Field Equipment Rental- RM	0	2,083	19,081	18,750	25,000
36141 · R&M-RM	0	1,667	0	15,000	20,000
36142 · Materials-RM	20,407	24,583	65,366	221,250	295,000
36144 · Safety Supplies-RM	0	417	224	3,750	5,000
36145 · Uniforms	0	0	440	0	0
36146 · Equip. Small	0	83	0	750	1,000
36147 · Permit Fees	0	208	0	1,875	2,500
36148 · Materials- Hauling-RM	1,366	1,250	32,683	11,250	15,000
36160 · Misc. Office-RM	0	0	9	0	0
36174 · Accounting	180	167	1,768	1,500	2,000
36176 · Audit-RM	0	333	1,200	3,000	4,000
36177 · Engineering-RM	0	1,667	0	15,000	20,000
36178 · Legal-RM	0	167	0	1,500	2,000
36179 · Insurance-WC-RM	0	42	0	375	500
36181 · Repairs- Equip-RM	0	417	2,767	3,750	5,000
36182 · Repairs- Vehicles-RM	28	417	2,917	3,750	5,000
36184 · Tools	111	0	111	0	0
Total Road Maintenance-Expense	<u>45,940</u>	<u>51,933</u>	<u>219,130</u>	<u>467,400</u>	<u>623,200</u>
Total Expense	45,940	51,933	219,130	467,400	623,200
Net Ordinary Income	(18,857)	150	24,620	1,350	1,800
Other Income/Expense					

Bastrop WCID No 2 - Roads
Actual vs Budget-RM
September 2021

	<u>Sep 21</u>	<u>Budget</u>	<u>Jan - Sep 21</u>	<u>YTD Budget</u>	<u>Annual Budget</u>
Other Expense					
Road Maintenance-Capital					
37110 · Equipment-RM	0	0	2,734	0	0
37185 · Capital Outlay-RM	0	0	3,600	0	0
Total Road Maintenance-Capital	<u>0</u>	<u>0</u>	<u>6,334</u>	<u>0</u>	<u>0</u>
Total Other Expense	<u>0</u>	<u>0</u>	<u>6,334</u>	<u>0</u>	<u>0</u>
Net Other Income	<u>0</u>	<u>0</u>	<u>(6,334)</u>	<u>0</u>	<u>0</u>
Net Income	<u>(18,857)</u>	<u>150</u>	<u>18,286</u>	<u>1,350</u>	<u>1,800</u>

Bastrop WCID No 2 - Standby
Actual vs Budget
September 2021

	<u>Sep 21</u>	<u>Budget</u>	<u>Jan - Sep 21</u>	<u>YTD Budget</u>	<u>Annual Budget</u>
Ordinary Income/Expense					
Income					
25300 · Pine Forest Standby	450	417	1,032	3,750	5,000
25500 · TV Standby	0	417	2,260	3,750	5,000
25600 · Late Fees	0	0	510	0	0
25700 · Lien Fees	0	0	48	0	0
25710 · Attorney Fees	0	0	417	0	0
Total Income	<u>450</u>	<u>833</u>	<u>4,267</u>	<u>7,500</u>	<u>10,000</u>
Expense					
27110 · Admin Allocations	0	417	0	3,750	5,000
27120 · Maint. Agreement- Incode	0	0	1,163	0	0
27135 · Filing Fees	0	0	0	0	0
27142 · Fees Written Off	0	0	2,814	0	0
27145 · Lien Fees Written Off	0	0	0	0	0
27146 · Late Fees Written Off	0	0	0	0	0
27160 · Accounting	180	167	1,768	1,500	2,000
27170 · Audit	0	208	1,200	1,875	2,500
27175 · Attorney Fees Expense	0	0	1,074	0	0
27190 · Legal	0	42	0	375	500
Total Expense	<u>180</u>	<u>833</u>	<u>8,020</u>	<u>7,500</u>	<u>10,000</u>
Net Ordinary Income	270	0	(3,753)	0	0
Other Income/Expense					
Other Expense					
27195 · Drainage	0	0	3,750	0	0
Total Other Expense	<u>0</u>	<u>0</u>	<u>3,750</u>	<u>0</u>	<u>0</u>
Net Other Income	0	0	(3,750)	0	0
Net Income	<u><u>270</u></u>	<u><u>0</u></u>	<u><u>(7,503)</u></u>	<u><u>0</u></u>	<u><u>0</u></u>

Bastrop WCID No 2 - CPF
Profit & Loss
All Transactions

	Sep 30, 21
Income	
24801 · Interest Earned On Checking	0.00
24802 · Interest On Temp Investments	157.62
25701 · Proceeds From Sale of Note	6,775,000.00
25702 · Bond Anticipation Note Proceeds	0.00
25703 · Bond Premium	0.00
25801 · Miscellaneous Income	0.00
25901 · Transfer From Operating	0.00
25902 · Transfer From Debt Service	0.00
	6,775,157.62
Total Income	
Expense	
26701 · Bookkeeping Fees	0.00
26702 · Legal Expense	0.00
26703 · Auditing Fees	0.00
26704 · Engineering Expense	0.00
26705 · Bank Service Charge	0.00
27701 · Bond Discount	0.00
27702 · Bond Anticipation Note Int Exp	0.00
27703 · Bond Anticipation Issuance Cost	0.00
27704 · Note Issuance Cost	282,852.50
27801 · Developer Reimbursement - Int	0.00
27802 · Miscellaneous Expense	0.00
27901 · Capital Outlay -Water Line Repl	0.00
27902 · Capital Outlay-Elevated Storage	0.00
27903 · Capital Outlay-Water Well	0.00
27904 · Capital Outlay-GST &Water Plant	0.00
28101 · Transfer To Operating Fund	0.00
28102 · Transfer To Debt Service Fund	0.00
	282,852.50
Total Expense	
Net Income	6,492,305.12

Bastrop WCID No 2 - Water/Wastewater

Balance Sheet

As of September 30, 2021

	Sep 30, 21
ASSETS	
Current Assets	
Checking/Savings	
11110 · Operating - Water	702,961.02
11220 · TWDB WW	572.00
Total Checking/Savings	703,533.02
Other Current Assets	
Accounts Receivable	
11150 · Accounts Receivable-W	36,442.37
11250 · Accounts Receivable - WW	14,331.02
Total Accounts Receivable	50,773.39
11120 · Petty Cash	215.00
11130 · Cash Drawer	250.00
11140 · Time Deposits-W	2,451,523.51
11160 · Allowance for Doubtful-W	(10,176.94)
11171 · Due from Standby-W	180.00
11172 · Due from RM-W	10,381.29
11173 · Due from RC-W	8,025.02
11175 · FEMA Receivable	23,500.00
11180 · Utility Deposits-W	920.00
11260 · Allowance for Doubtful-WW	(4,414.45)
11274 · Deferred Outflow - Retirement	55,581.00
Total Other Current Assets	2,586,757.82
Total Current Assets	3,290,290.84
Fixed Assets	
11190 · Accumulated Depreciation-W	(3,611,408.36)
11191 · Land-W	85,504.00
11192 · Bldgs & Equipment-W	5,702,857.19
11290 · Accumulated Depreciation-WW	(3,685,825.68)
11291 · Land-WW	14,525.00
11292 · Bldgs & Equipment-WW	7,998,503.63
Total Fixed Assets	6,504,155.78
TOTAL ASSETS	9,794,446.62
LIABILITIES & EQUITY	
Liabilities	
Current Liabilities	
Accounts Payable	
12000 · Accounts Payable	65,753.89
Total Accounts Payable	65,753.89
Other Current Liabilities	
12140 · Accrued Salaries	4,003.42
12144 · FSA Employee Flexible Spending	19,898.74
12145 · Benefit Liability	(798.84)
12160 · Deposits	280,600.00
12170 · Due to TCEQ-W	5,613.49
12188 · Due to Others	0.30
12191 · FEMA Payments Deferred Revenue	23,500.00

**Bastrop WCID No 2 - Water/Wastewater
Balance Sheet
As of September 30, 2021**

	Sep 30, 21
12270 · Due to TCEQ-WW	2,901.42
12271 · Equipment Lease Payable-WF	34,941.60
12280 · Bonds Payable-TWDB-WW	5,060,000.00
12281 · Bond Interest Payable	43,936.75
Total Other Current Liabilities	5,474,596.88
Total Current Liabilities	5,540,350.77
Total Liabilities	5,540,350.77
Equity	
13110 · Unrestricted Fund Balance-W	3,507,631.79
13120 · Restricted Fund Balance-Bond	65,000.00
13140 · Capital Assets Fund Balance-W	1,834,568.00
13220 · Unrestricted Fund Balance-WW	905,603.05
13240 · Capital Assets Fund Balance-WW	(193,791.00)
Net Income	(1,864,915.99)
Total Equity	4,254,095.85
TOTAL LIABILITIES & EQUITY	9,794,446.62

Bastrop WCID No 2 - Roads
Balance Sheet
As of September 30, 2021

	Sep 30, 21
ASSETS	
Current Assets	
Checking/Savings	
31210 · Road Const Operating	5,656.96
Total Checking/Savings	5,656.96
Other Current Assets	
31230 · Time Deposits-RC	754,813.41
31250 · Accounts Receivable-RC	2,354,578.29
31260 · Allowance for Doubtful-RC	(1,766,614.82)
31277 · FEMA Receivable	231,464.68
Total Other Current Assets	1,574,241.56
Total Current Assets	1,579,898.52
TOTAL ASSETS	1,579,898.52
LIABILITIES & EQUITY	
Liabilities	
Current Liabilities	
Accounts Payable	
32000 · Accounts Payable	37,420.67
Total Accounts Payable	37,420.67
Other Current Liabilities	
32140 · Deferred Revenue - Assessments	586,114.41
32150 · Due to Water-RM	10,381.29
32250 · Due to Water-RC	8,025.02
32257 · FEMA Funds Deferred Revenue	231,464.68
Total Other Current Liabilities	835,985.40
Total Current Liabilities	873,406.07
Total Liabilities	873,406.07
Equity	
33130 · Fund Balance-RM	497,233.32
33220 · Fund Balance-RC	213,472.71
Net Income	(4,213.58)
Total Equity	706,492.45
TOTAL LIABILITIES & EQUITY	1,579,898.52

**Bastrop WCID No 2 - Standby
Balance Sheet
As of September 30, 2021**

	Sep 30, 21
ASSETS	
Current Assets	
Checking/Savings	
21100 · Standby Operating	96,174.95
Total Checking/Savings	96,174.95
Other Current Assets	
21500 · Accounts Receivable	485,105.98
21600 · Allowance for Bad Debts	(494,398.40)
Total Other Current Assets	(9,292.42)
Total Current Assets	86,882.53
TOTAL ASSETS	86,882.53
LIABILITIES & EQUITY	
Liabilities	
Current Liabilities	
Accounts Payable	
22100 · Accounts Payable	593.78
Total Accounts Payable	593.78
Other Current Liabilities	
22200 · Due to Water	180.00
Total Other Current Liabilities	180.00
Total Current Liabilities	773.78
Total Liabilities	773.78
Equity	
23010 · Fund Balance	93,611.32
Net Income	(7,502.57)
Total Equity	86,108.75
TOTAL LIABILITIES & EQUITY	86,882.53

Bastrop County Water Control & Improvement District No. 2

District Debt Service Payments

07/01/2021 - 06/30/2022

Paying Agent	Series	Date Due	Date Paid	Principal	Interest	Total Due
Debt Service Payment Due 12/01/2021						
Amegy Bank of Texas	2016 - WS&D	12/01/2021		270,000.00	87,873.50	357,873.50
		Total Due 12/01/2021		270,000.00	87,873.50	357,873.50
Debt Service Payment Due 06/01/2022						
Amegy Bank of Texas	2016 - WS&D	06/01/2022		0.00	84,836.00	84,836.00
Branch Banking & Trust	2021 - Revenue	06/01/2022		0.00	89,251.22	89,251.22
		Total Due 06/01/2022		0.00	174,087.22	174,087.22
		District Total		\$270,000.00	\$261,960.72	\$531,960.72

**AFFIDAVIT OF RELEASE
OF CLAIM FOR
UNPAID CHARGES**

THE STATE OF TEXAS *

COUNTY OF BASTROP *

We the undersigned members of the Board Directors of the Bastrop County Water Control & Improvement District, No. Two ("District "), make oath and deposes that the claims of the District for unpaid charges accumulated through October 15, 2021 and more particularly described in that certain Affidavit of Lien and Unpaid Charges, filed of record in Volume 1402 Page 821 & Volume 477 Page 548 & Volume 663 Page 525 & Volume 669 Page 474 & Volume 730 Page 666 & Volume 768 Page 189 & Volume 953 Page 412 & Volume 1027 Page 647 & Volume 1107 Page 199 & Volume 1198 Page 397 & Volume 1214 Page 394 & Volume 1295 Page 767 & Volume 1402 Page 821 & Volume 1502 Page 554 & Volume 1608 Page 312 & Book 1713 Page 678-765 & Book 1806 Pages 718-732 & Book 1889 Pages 194-202 & Book 1977 Pages 638-701 & Book 2043 & Pages 807-816 & Volume 2120 Page 519-529 & Volume 2203 Page 336-354 & Book 2293 Pages 227-240 & Instrument 201501778 & Instrument 201501779 & Instrument 201600766 & Instrument 201600764 & Instrument 201701281 & Instrument 201701283 & Instrument 201801123 & Instrument 201801124, Instrument 201901887, Instrument 202001036 and Instrument 202101365 of the Official Records of Bastrop County, Texas, are hereby released for the persons and properties listed in Exhibit A, attached hereto, said properties being identified by Unit, Block, and Lot Numbers.

Executed this 21st day of October 2021.

Board Director

Sworn and acknowledged before me, by the Board Director, on the 21st day of October 2021.

Alma Rodriguez
Notary

alr

<u>NAME</u>	<u>Unit-Blk-Lot</u>	<u>Standby</u>	<u>Road</u>	<u>Lien</u>	<u>Amount</u>
Adame, Mary Lou	05-03-0237		\$ 396.00	\$ 45.00	\$ 441.00
Alley, Jason	01-19-0462		\$ 204.00		\$ 204.00
Arganese, Thomas	02-16-1627		\$ 180.00		\$ 180.00
Argunese, Thomas	02-16-1628		\$ 138.00		\$ 138.00
Bastrop ISD Tru Bastrop ISD Trustee	06-23-0013		\$ 755.00		\$ 755.00
Bastrop ISD Tru Bastrop ISD Trustee	06-23-0014		\$ 755.00		\$ 755.00
Bastrop ISD Tru Bastrop ISD Trustee	06-23-0015		\$ 755.00		\$ 755.00
Brotherton, Rebecca	03-11-0217		\$ 204.00		\$ 204.00
Cain, Russell L	04-12-0682		\$ 72.00		\$ 72.00
Cain, Russell L	04-12-0682		\$ 468.00	\$ 45.00	\$ 513.00
Cain, Russell L	04-12-0682		\$ 1,033.20	\$ 90.00	\$ 1,123.20
Chapman, Brian T	05-18-1113		\$ 180.00		\$ 180.00
Charles A Cherry	02-04-0358		\$ 1,185.00		\$ 1,185.00
Cherry, Charles A	02-04-0358		\$ 1,500.00	\$ 45.00	\$ 1,545.00
Cherry, Charles A	02-04-0358		\$ 1,800.00	\$ 90.00	\$ 1,890.00
Cherry, Charles A	02-04-0358		\$ 2,025.00	\$ 135.00	\$ 2,160.00
Cherry, Charles A	02-04-0358		\$ 2,508.00	\$ 180.00	\$ 2,688.00
Cherry, Charles A	02-04-0358		\$ 2,949.00	\$ 225.00	\$ 3,174.00
Christopher David Homes	05-02-0122		\$ 204.00		\$ 204.00
Christopher David Homes	05-02-0123		\$ 204.00		\$ 204.00
Christopher David Homes	05-03-0171		\$ 204.00		\$ 204.00
Cone, Lewis	05-08-0594		\$ 156.00		\$ 156.00
Cone, Lewis	05-08-0595		\$ 180.00		\$ 180.00
Elvie Goss	02-04-0431		\$ 525.00		\$ 525.00
Fajkus, Harvey J	02-14-1190		\$ 180.00		\$ 180.00
Fletcher, John H	04-14-0888		\$ 1,814.00	\$ 45.00	\$ 1,859.00
Fletcher, John H	04-14-0888		\$ 2,114.00	\$ 90.00	\$ 2,204.00
Fletcher, Tommye	04-14-0888		\$ 2,822.00	\$ 180.00	\$ 3,002.00
Fletcher, Tommye Revoicable	04-14-0888		\$ 2,339.00	\$ 135.00	\$ 2,474.00
Fletcher, Tommye Revoicable	04-14-0888		\$ 3,263.00	\$ 225.00	\$ 3,488.00
Golly, Ray	05-06-0450		\$ 72.00		\$ 72.00
Golly, Ray	05-06-0450		\$ 651.00	\$ 45.00	\$ 696.00
Goss, Elvie	02-04-0431		\$ 810.00	\$ 45.00	\$ 855.00
Goss, Elvie	02-04-0431		\$ 1,110.00	\$ 90.00	\$ 1,200.00
Goss, Elvie	02-04-0431		\$ 1,335.00	\$ 135.00	\$ 1,470.00
Goss, Elvie	02-04-0431		\$ 1,818.00	\$ 180.00	\$ 1,998.00
Hilton II, Sidney D	01-12-0840		\$ 2,574.00	\$ 270.00	\$ 2,844.00
John H. Fletcher	04-14-0888		\$ 1,499.00		\$ 1,499.00
John R. & Mary Racz	05-11-0765		\$ 1,305.00		\$ 1,305.00
Jones, Regiis	05-27-1440		\$ 204.00		\$ 204.00
Kovar, John T	05-27-1574		\$ 264.00		\$ 264.00
Laake, Jimmy	05-26-1418		\$ 60.00		\$ 60.00
Laake, Jimmy	05-26-1418		\$ 435.00	\$ 45.00	\$ 480.00
Laake, Jimmy	05-26-1418		\$ 660.00	\$ 90.00	\$ 750.00
Laake, Jimmy	05-26-1418		\$ 1,143.00	\$ 135.00	\$ 1,278.00

Laake, Jimmy	05-26-1418	\$ 1,800.90	\$ 180.00	\$ 1,980.90
Laird, Jason	05-01-0043	\$ 204.00		\$ 204.00
Landback LLC	05-08-0550	\$ 60.00		\$ 60.00
Lehrer, Itzchak	05-08-0582	\$ 132.00		\$ 132.00
Livingston, Robert	01-12-0687	\$ 330.00	\$ 45.00	\$ 375.00
Livingston, Robert	01-12-0687	\$ 600.00	\$ 90.00	\$ 690.00
M.W. & J.C. Neill	02-09-0902	\$ 1,170.00		\$ 1,170.00
Manning, Patricia Beth	04-08-1324	\$ 180.00		\$ 180.00
Marcum, Barbara R	05-15-1016	\$ 204.00		\$ 204.00
Marenco, Maria Isabel	05-02-0094	\$ 204.00		\$ 204.00
Marenco, Maria Isabel	05-02-0093	\$ 204.00		\$ 204.00
Martinez-Bido, Sandra	01-12-0662	\$ 468.00	\$ 45.00	\$ 513.00
Martinez-Bido, Sandra	04-12-0662	\$ 1,104.00	\$ 90.00	\$ 1,194.00
Martinez-Bido, Sandra	04-14-0874	\$ 468.00	\$ 45.00	\$ 513.00
Martinez-Bido, Sandra	04-14-0874	\$ 1,104.00	\$ 90.00	\$ 1,194.00
Marx, Paul E	02-04-0362	\$ 1,920.00	\$ 45.00	\$ 1,965.00
Marx, Paul E	02-04-0362	\$ 2,220.00	\$ 90.00	\$ 2,310.00
Marx, Paul E	02-04-0362	\$ 2,445.00	\$ 135.00	\$ 2,580.00
Marx, Paul E	02-04-0362	\$ 2,928.00	\$ 180.00	\$ 3,108.00
Marx, Paul E	02-04-0362	\$ 3,369.00	\$ 225.00	\$ 3,594.00
McClung, Sherridan D	02-16-1536	\$ 204.00		\$ 204.00
McMasters, Amy K	02-08-0848	\$ 180.00		\$ 180.00
Moreno, Vanessa	05-09-0648	\$ 204.00		\$ 204.00
Moreno, Vanessa	05-09-0649	\$ 204.00		\$ 204.00
Morgan, Shawn	05-03-0237	\$ 888.00	\$ 90.00	\$ 978.00
Neill, M W	02-09-0902	\$ 1,485.00	\$ 45.00	\$ 1,530.00
Neill, M W	02-09-0902	\$ 1,785.00	\$ 90.00	\$ 1,875.00
Neill, M W	02-09-0902	\$ 2,010.00	\$ 135.00	\$ 2,145.00
Neill, M W	02-09-0902	\$ 2,493.00	\$ 180.00	\$ 2,673.00
Neill, M W	02-09-0902	\$ 2,934.00	\$ 225.00	\$ 3,159.00
Nixon, Brian	05-12-0812	\$ 204.00		\$ 204.00
Nixon, Brian	05-12-0811	\$ 204.00		\$ 204.00
Ortega, Juan	02-09-0896	\$ 204.00		\$ 204.00
Oxford Finance Companies	05-03-0237	\$ 60.00		\$ 60.00
Paul E Marx	02-04-0362	\$ 1,605.00		\$ 1,605.00
PD Property Solutions LLC	05-08-0550	\$ 543.00	\$ 45.00	\$ 588.00
Radicke, Aubrey Ray	01-09-1157	\$ 84.00		\$ 84.00
Radicke, Aubrey Ray	01-09-1157	\$ 648.00	\$ 45.00	\$ 693.00
Rawlings, Shane	01-11-1077	\$ 88.80		\$ 88.80
Reavis, John H	05-23-1298	\$ 180.00		\$ 180.00
Schmidt, Kade	01-14B-1562	\$ 204.00		\$ 204.00
Schmidt, Kade	01-14B-1561	\$ 204.00		\$ 204.00
Silverhorn Properties LLC	05-08-0580	\$ 72.00		\$ 72.00
Silverhorn Properties LLC	05-08-0580	\$ 468.00	\$ 45.00	\$ 513.00
Sosa, John R	05-11-0765	\$ 1,620.00	\$ 45.00	\$ 1,665.00
Sosa, John R	05-11-0765	\$ 1,920.00	\$ 90.00	\$ 2,010.00
Sosa, John R	05-11-0765	\$ 2,145.00	\$ 135.00	\$ 2,280.00
Sosa, John R	05-11-0765	\$ 2,628.00	\$ 180.00	\$ 2,808.00

Sosa, John R	05-11-0765	\$ 3,069.00	\$ 225.00	\$ 3,294.00
Steele, David	01-12-0687	\$ 36.00		\$ 36.00
Swingle, Marjorie	01-17-0133	\$ 123.00		\$ 123.00
Swingle, Marjorie	01-17-0133	\$ 243.00	\$ 45.00	\$ 288.00
Tahitian Properties Holdin	05-08-0578	\$ 535.00	\$ 45.00	\$ 580.00
Tahitian Properties Holdings	05-08-0578	\$ 310.00		\$ 310.00
Urban, Rorie Alos	05-27-1575	\$ 204.00		\$ 204.00
Urban, Rorie Alos	05-27-1576	\$ 204.00		\$ 204.00
Walker, John R	04-14-0874	\$ 60.00		\$ 60.00
Walker, Michael C	04-12-0662	\$ 72.00		\$ 72.00
Yanay, Nim	04-07-1388	\$ 105.75		\$ 105.75
Yanay, Nim	04-07-1388	\$ 618.75	\$ 45.00	\$ 663.75
Yaniv, Benny	05-03-0205	\$ 132.00		\$ 132.00
Yaniv, Benny	05-03-0226	\$ 132.00		\$ 132.00
Young-Lira, Heather	02-16-1362	\$ 204.00		\$ 204.00
Young-Lira, Heather	02-16-1363	\$ 204.00		\$ 204.00
Totals		\$ 97,888.40	\$ 5,535.00	\$ 103,423.40

Lien List Recap for October 2021

Total Amount of Liens Released	\$103,423.40
Road Assessments Paid	\$ 58,841.15
Standby Assessments Paid	\$ 180.00
Attorney Fees	\$ 4,188.71
Total actually collected	\$ 63,209.86
Total Write offs	\$ 7,426.06

Note: The reason the amount collected is lower than the amount released is because the report must show a release amount for each lien filed. The accounts were paid in full.

Agenda Item # 7

General Managers Report

BOARD OF DIRECTORS
BASTROP COUNTY WCID NO. 2

General Manager's Update
October 21, 2021

7a. Status of TTHM compliance:

No major updates at this time. We are moving forward with the necessary steps to accept the unit upon delivery.

7b. Update on district water plants and lift stations:

No updates at this time.

7c. W/WW maintenance & Capital Improvements update:

No major updates from last month. We are currently working with BEFCO to get the 2 priority groups (compliance & maintenance) lined out. We are waiting on the packages to go out for bidding.

We had a bid opening this past month for the Tahitian line that went well. BEFCO will be making a presentation shortly on that, along with a recommendation for a contractor.

We have several other small projects from the loops and extensions group, that we are lining out to get started soon with separate contractors.

7d. Roads maintenance & improvement projects update:

19/20 Road Construction: County started oiling & chip-sealing last week. The massive downpour we received kind of pushed it all back a few days but they are moving ahead.

BOARD OF DIRECTORS
BASTROP COUNTY WCID NO. 2

20/21 Roads: The team is on schedule and have a few already completed. Walk-thru's have been made, compaction tests completed and passed and the roads that have been thru this, are in que for chip sealing this year. We will provide a more complete update next month.

7e. Employee update:

No major updates. We are finally in the process of hiring the last FT for the vacant road position. With this addition, we will be up to full staff.


7f. General Office Update:

New Maintenance Facility: The new shop is 99% completed. Crews have started some small move in projects. The remainder of the utilities are being added in along with general property clean-up, some drainage to be completed and small to-do's. They should be ready to fully move in by the 1st of November. We will be into the Jan/Feb timeline for getting the office moved into the old maintenance building after some clean up is done.

Agenda

Item # 9

Awarding
Contract for
Construction of
Tahitian Water
Line Project



BEFCO ENGINEERING, INC.

Consulting Engineering/Land Surveying

P.O. BOX 615 485 NORTH JEFFERSON

LA GRANGE, TEXAS 78945-0615

979 / 968-6474 FAX 979 / 968-3056

www.befcoengineering.com E-mail: office@befcoengineering.com

Texas Registered Engineering Firm F-2011 Texas Licensed Surveying Firm #10001700

October 6, 2021

Mr. Paul Hightower
General Manager
Bastrop County WCID No. 2
106 Conference Drive
Bastrop, Texas 78602

RE: Bid Award Recommendation
Tahitian Drive Water Line
Improvements
BEFCO Job No. 20-7822

Dear Mr. Hightower:

The bid opening for the Bastrop County WCID No. 2 Tahitian Drive Water Line Improvements project was held on Friday, October 1, 2021. The bid documents were provided to approximately twelve contractors as well as six plan rooms. The project was also advertised to bid in the Bastrop Advertiser newspaper on 9/16/2021 and 9/23/2021. The District received four (4) bids for the project ranging from \$930,713.00 to \$157,790,795.92 for the total base bid (Items 1-42). Please note that the high bidder had multiple conflicts between numerical and written word unit prices causing the bid amount to be adjusted. The next highest bidder was in the amount of \$1,522,241.93.


The base bid was for the construction of the 16 inch water line from Water Plant #1 to Mauna Kea, cased service bores across Tahitian Drive just south of Mauna Kea and a 10 inch water line from Makaha Drive to Kaanapli Lane. Additive alternate bid items to steel case bore driveway crossings in lieu of uncased bores were also included. This additive alternate would add approximately \$43,640 to the low base bid. Based on current funding this does not appear to be a necessary additive alternate to accept since these are driveways and not streets. A deductive alternate was provided for uncased service bores in lieu of cased service bores for the service bore locations south of Mauna Kea. The cost savings is approximately \$4,000. This is not a significant reduction in cost and it is recommended to keep the casing on these service bores. These service bores cross Tahitian Drive and from a maintenance perspective it would be best to keep these crossings cased should the service line have to be replaced in the future. Please see attached Bid Tab Summary for the base bid, additive alternates and deductive alternate from the various bidders.

"Proficient, practical engineering and land surveying services with a sense of small-town values and care"

After reviewing the pricing and past work experience, the most advantageous base bid was submitted by Qro Mex Construction Company, Inc. in the amount of \$930,713.00. Qro Mex is also the most advantageous bidder for the additive and deductive alternates. BEFCO has past work experience with Qro Mex Construction and they have successfully completed those projects. They also have significant water line construction experience. Assuming the District has available funding, BEFCO recommends that Bastrop County WCID No. 2 award the contract, in the amount of **\$930,713.00 Base Bid Items No. 1-42, to Qro Mex Construction Company, Inc.** If you have any questions or require more information, please advise. Thank you for the opportunity to provide engineering services for this project.

Sincerely,


BEFCO Engineering, Inc.



Joseph G. Willrich, P.E.

Attachments: Bid Tab Summary

JGW:bms



10-6-2021

BASTROP COUNTY WCID #2
 TAHITIAN DRIVE WATER LINE IMPROVEMENTS
 BEFCO JOB NO. 20-7822
 OCTOBER 1, 2021

Item No.	Est. Qty.	Units	Description in Words	Gro Mex Construction Co., Inc. 2801 Prairie Creek Rd. Granite Shoals, TX 78654		JKB Construction Co. PO Box 1001 Liberty Hill, TX 78642		Terra Path, Inc. 5811 Blue Bluff Rd. Austin, TX 78724		WJC Constructors, LLC PO Box 104 Smithville, TX 78957	
				Unit Price	Total Price	Unit Price	Total Price	Unit Price	Total Price	Unit Price	Total Price
1	59	LF	6" C900 DR-18 PVC WATER LINE (NOT UNDER PAVEMENT)	\$ 75.00	\$ 4,425.00	\$ 86.00	\$ 5,074.00	\$ 159.91	\$ 9,434.69	\$ 4,025.00	\$ 237,475.00
2	5	LF	6" C900 DR-18 PVC WATER LINE (UNDER PAVEMENT)	\$ 110.00	\$ 550.00	\$ 220.00	\$ 1,100.00	\$ 440.08	\$ 2,200.40	\$ 3,335.00	\$ 16,675.00
3	70	LF	6" PVC CERTA-LOK RJIB C900 DR-18 BY BORE METHOD WITH 10" STEEL ENCASEMENT	\$ 160.00	\$ 11,200.00	\$ 667.00	\$ 46,690.00	\$ 472.05	\$ 33,043.50	\$ 25,300.01	\$ 1,771,000.70
4	46	LF	8" C900 DR-18 PVC WATER LINE (NOT UNDER PAVEMENT)	\$ 80.00	\$ 3,680.00	\$ 175.00	\$ 8,050.00	\$ 161.26	\$ 7,417.96	\$ 3,450.00	\$ 158,700.00
5	709	LF	10" C900 DR-18 PVC WATER LINE (NOT UNDER PAVEMENT)	\$ 80.00	\$ 56,720.00	\$ 90.00	\$ 63,810.00	\$ 120.11	\$ 85,157.99	\$ 57,499.70	\$ 40,767,287.30
6	45	LF	10" PVC CERTA-LOK RJIB C900 DR-18 BY BORE METHOD WITH 16" STEEL ENCASEMENT	\$ 260.00	\$ 11,700.00	\$ 887.50	\$ 39,937.50	\$ 480.12	\$ 21,605.40	\$ 16,500.15	\$ 742,506.75
7	152	LF	10" PVC CERTA-LOK RJIB C900 DR-18 BY UNCASSED BORE METHOD	\$ 160.00	\$ 24,320.00	\$ 480.00	\$ 72,960.00	\$ 595.71	\$ 90,547.92	\$ 65,550.00	\$ 9,963,600.00
8	2.8	STA	10" PVC CERTA-LOK RJIB C900 DR-18 BY HORIZONTAL DIRECTION DRILL METHOD (UNCASSED) OR OTHER APPROVED TRENCHLESS TECHNOLOGY	\$ 11,500.00	\$ 32,200.00	\$ 42,000.00	\$ 117,600.00	\$ 34,775.18	\$ 97,370.50	\$ 89,699.98	\$ 251,159.94
9	823	LF	16" C900 DR-18 PVC WATER LINE (NOT UNDER PAVEMENT)	\$ 150.00	\$ 123,450.00	\$ 157.00	\$ 129,211.00	\$ 203.58	\$ 167,546.34	\$ 86,201.02	\$ 70,943,439.46
10	187	LF	16" C900 DR-18 PVC WATER LINE (UNDER PAVEMENT)	\$ 150.00	\$ 28,050.00	\$ 261.00	\$ 48,807.00	\$ 180.17	\$ 33,691.79	\$ 33,600.16	\$ 6,283,229.92
11	195	LF	16" PVC CERTA-LOK RJIB C900 DR-18 BY BORE METHOD WITH 24" STEEL ENCASEMENT	\$ 528.00	\$ 102,960.00	\$ 783.00	\$ 152,685.00	\$ 667.50	\$ 130,162.50	\$ 93,600.00	\$ 18,252,000.00
12	137	LF	16" PVC CERTA-LOK RJIB C900 DR-18 BY UNCASSED BORE METHOD	\$ 528.00	\$ 72,336.00	\$ 548.00	\$ 75,076.00	\$ 665.48	\$ 91,170.76	\$ 47,999.32	\$ 6,575,906.84
13	4	EA	6" GATE VALVES	\$ 1,250.00	\$ 5,000.00	\$ 1,600.00	\$ 6,400.00	\$ 1,374.48	\$ 5,497.92	\$ 7,800.00	\$ 31,200.00
14	2	EA	8" GATE VALVES	\$ 1,650.00	\$ 3,300.00	\$ 2,000.00	\$ 4,000.00	\$ 1,754.62	\$ 3,509.24	\$ 4,320.00	\$ 8,640.00
15	3	EA	10" GATE VALVES	\$ 2,100.00	\$ 6,300.00	\$ 3,000.00	\$ 9,000.00	\$ 2,625.69	\$ 7,877.07	\$ 7,200.00	\$ 21,600.00
16	11	EA	16" GATE VALVES	\$ 9,000.00	\$ 99,000.00	\$ 10,500.00	\$ 115,500.00	\$ 9,615.85	\$ 105,774.35	\$ 106,799.99	\$ 1,174,799.89
17	4	EA	2" COMBINATION AIR RELEASE/VACUUM VALVE ASSEMBLY	\$ 3,500.00	\$ 14,000.00	\$ 3,400.00	\$ 13,600.00	\$ 6,502.70	\$ 26,010.80	\$ 15,000.00	\$ 60,000.00
18	3	EA	FIRE HYDRANT ASSEMBLY	\$ 5,950.00	\$ 17,850.00	\$ 8,100.00	\$ 24,300.00	\$ 5,197.62	\$ 15,592.86	\$ 14,400.00	\$ 43,200.00
19	1	EA	TIE-IN TO EX. 2" WATER LINE	\$ 7,800.00	\$ 7,800.00	\$ 3,400.00	\$ 3,400.00	\$ 4,359.97	\$ 4,359.97	\$ 5,400.00	\$ 5,400.00
20	5	EA	TIE-IN TO EX. 6" WATER LINE	\$ 2,500.00	\$ 12,500.00	\$ 1,700.00	\$ 8,500.00	\$ 3,700.90	\$ 18,504.50	\$ 22,200.00	\$ 111,000.00

Item No.	Est. Qty.	Units	Description in Words	Qro Mex Construction Co., Inc. 2801 Prairie Creek Rd. Granite Shoals, TX 78654		JKB Construction Co. PO Box 1001 Liberty Hill, TX 78642		Terra Path, Inc. 5811 Blue Bluff Rd. Austin, TX 78724		WJC Constructors, LLC PO Box 104 Smithville, TX 78957	
				Unit Price	Total Price	Unit Price	Total Price	Unit Price	Total Price	Unit Price	Total Price
21	3	EA	TIE-IN TO EX. 8" WATER LINE	\$ 3,850.00	\$ 11,550.00	\$ 2,400.00	\$ 7,200.00	\$ 4,129.30	\$ 12,387.90	\$ 14,400.00	\$ 43,200.00
22	2	EA	TIE-IN TO EX. 10" WATER LINE	\$ 4,000.00	\$ 8,000.00	\$ 2,600.00	\$ 5,200.00	\$ 6,419.90	\$ 12,839.80	\$ 9,600.00	\$ 19,200.00
23	1	EA	8" WATER LINE EXISTING UTILITY CROSSING	\$ 6,500.00	\$ 6,500.00	\$ 239.00	\$ 239.00	\$ 10,646.78	\$ 10,646.78	\$ 1,800.00	\$ 1,800.00
24	3	EA	10" WATER LINE EXISTING UTILITY CROSSING	\$ 7,000.00	\$ 21,000.00	\$ 3,300.00	\$ 9,900.00	\$ 7,446.54	\$ 22,339.62	\$ 5,400.00	\$ 16,200.00
25	4	EA	16" WATER LINE EXISTING UTILITY CROSSING	\$ 11,000.00	\$ 44,000.00	\$ 7,600.00	\$ 30,400.00	\$ 12,024.34	\$ 48,097.36	\$ 14,400.00	\$ 57,600.00
26	53	LF	16" C900 DR-18 PVC CASING AT EX. SANITARY SEWER CROSSINGS	\$ 280.00	\$ 14,840.00	\$ 148.00	\$ 7,844.00	\$ 165.04	\$ 8,747.12	\$ 2,399.84	\$ 127,191.52
27	2	EA	TIE-IN EXISTING 3/4" METERS TO NEW MAIN LINE (SHORT SERVICES)	\$ 1,350.00	\$ 2,700.00	\$ 1,114.00	\$ 2,228.00	\$ 3,441.73	\$ 6,883.46	\$ 3,000.00	\$ 6,000.00
28	1	LS	WATER LINE A STA 5+15 2" SERVICE RECONNECTION	\$ 12,000.00	\$ 12,000.00	\$ 2,900.00	\$ 2,900.00	\$ 10,930.39	\$ 10,930.39	\$ 5,000.00	\$ 5,000.00
29	1	LS	WATER LINE A STA 5+46 2" SERVICE RECONNECTION	\$ 11,750.00	\$ 11,750.00	\$ 2,900.00	\$ 2,900.00	\$ 10,930.39	\$ 10,930.39	\$ 5,000.00	\$ 5,000.00
30	1	LS	WATER LINE SERVICE BORE #1	\$ 7,000.00	\$ 7,000.00	\$ 9,400.00	\$ 9,400.00	\$ 16,668.30	\$ 16,668.30	\$ 7,000.00	\$ 7,000.00
31	1	LS	WATER LINE SERVICE BORE #2	\$ 6,500.00	\$ 6,500.00	\$ 7,500.00	\$ 7,500.00	\$ 16,168.74	\$ 16,168.74	\$ 7,000.00	\$ 7,000.00
32	1	LS	WATER LINE SERVICE BORE #3	\$ 7,000.00	\$ 7,000.00	\$ 9,400.00	\$ 9,400.00	\$ 60,679.78	\$ 60,679.78	\$ 7,000.00	\$ 7,000.00
33	1,829	LF	WATER LINE TRENCH PROTECTION	\$ 3.00	\$ 5,487.00	\$ 1.50	\$ 2,743.50	\$ 7.98	\$ 14,595.42	\$ 8.28	\$ 15,144.12
34	10	EA	TRACER WIRE RISERS	\$ 400.00	\$ 4,000.00	\$ 26.00	\$ 260.00	\$ 692.65	\$ 6,926.50	\$ 8.00	\$ 80.00
35	2	EA	FIRE HYDRANT DEMO	\$ 950.00	\$ 1,900.00	\$ 512.00	\$ 1,024.00	\$ 3,169.66	\$ 6,339.32	\$ 1,000.00	\$ 2,000.00
36	14	EA	VALVE STACK DEMO	\$ 450.00	\$ 6,300.00	\$ 1,100.00	\$ 15,400.00	\$ 946.55	\$ 13,251.70	\$ 500.00	\$ 7,000.00
37	1	EA	WATER METER BOX DEMO	\$ 300.00	\$ 300.00	\$ 300.00	\$ 300.00	\$ 106.99	\$ 106.99	\$ 500.00	\$ 500.00
38	1	LS	WATER PLANT IMPROVEMENTS	\$ 65,000.00	\$ 65,000.00	\$ 53,400.00	\$ 53,400.00	\$ 128,793.69	\$ 128,793.69	\$ 22,560.00	\$ 22,560.00
39	5	LF	ASPHALT PAVEMENT REPAIR (FOR WATER LINE IMPROVEMENTS)	\$ 200.00	\$ 1,000.00	\$ 260.00	\$ 1,300.00	\$ 269.30	\$ 1,346.50	\$ 300.00	\$ 1,500.00
40	187	LF	GRAVEL PAVEMENT REPAIR (FOR WATER LINE IMPROVEMENTS)	\$ 35.00	\$ 6,545.00	\$ 14.00	\$ 2,618.00	\$ 43.25	\$ 8,087.75	\$ 16.04	\$ 2,999.48
41	1	LS	TRAFFIC CONTROL	\$ 30,000.00	\$ 30,000.00	\$ 25,600.00	\$ 25,600.00	\$ 141,588.86	\$ 141,588.86	\$ 10,000.00	\$ 10,000.00
42	1	LS	HYDRAULIC SEEDING	\$ 20,000.00	\$ 20,000.00	\$ 22,400.00	\$ 22,400.00	\$ 7,409.10	\$ 7,409.10	\$ 8,000.00	\$ 8,000.00
TOTAL BASE BID (Items Nos. 1-42)				\$ 930,713.00		\$ 1,165,857.00		\$ 1,522,241.93		\$ 157,790,795.92	

			Gro Mex Construction Co., Inc. 2801 Prairie Creek Rd. Granite Shoals, TX 78654		JKB Construction Co. PO Box 1001 Liberty Hill, TX 78642		Terra Path, Inc. 5811 Blue Bluff Rd. Austin, TX 78724		WJC Constructors, LLC PO Box 104 Smithville, TX 78957			
			Unit Price	Total Price	Unit Price	Total Price	Unit Price	Total Price	Unit Price	Total Price		
ADDITIVE ALTERNATE BID ITEMS												
AA1	46	LF	ADDITIONAL COST TO STEEL CASE BORE 10" PVC CERTA-LOK RJOB C900 DR-18 WATER LINE WITH 16" STEEL ENCASEMENT		\$ 260.00	\$ 11,960.00	\$ 254.00	\$ 11,684.00	\$ 778.68	\$ 35,819.28	\$ 4,500.68	\$ 207,031.28
AA2	60	LF	ADDITIONAL COST TO STEEL CASE BORE 16" PVC CERTA-LOK RJOB C900 DR-18 WATER LINE WITH 24" STEEL ENCASEMENT		\$ 528.00	\$ 31,680.00	\$ 385.00	\$ 23,100.00	\$ 955.79	\$ 57,347.40	\$ 7,000.20	\$ 420,012.00
DEDUCTIVE ALTERNATE BID ITEMS												
DA1	1	LS	REDUCTION IN COST TO PROVIDE UNCASED SERVICE BORES		\$ (4,000.00)	\$ (4,000.00)	\$ (640.00)	\$ (640.00)	\$ (645.00)	\$ (645.00)	\$ (1,000.00)	\$ (1,000.00)
			TOTAL BASE BID (Items Nos. 1-42)		\$ 930,713.00	\$ 1,165,857.00	\$ 1,522,241.93	\$ 157,790,795.92				
			TOTAL BASE BID (Items Nos. 1-42) + AA1 + AA2		\$ 974,353.00	\$ 1,200,641.00	\$ 1,615,408.61	\$ 158,417,839.20				
			TOTAL BASE BID (Items Nos. 1-42) + AA1 + AA2 + DA1		\$ 970,353.00	\$ 1,200,001.00	\$ 1,614,763.61	\$ 158,416,839.20				
			TOTAL BASE BID (Items Nos. 1-42) + DA1		\$ 926,713.00	\$ 1,165,217.00	\$ 1,521,596.93	\$ 157,789,795.92				

ALTERNATE BID ITEMS

A1	50	LF	8" C900 DR-18 PVC WATER LINE (UNDER PAVEMENT)		\$ 80.00	\$ 4,000.00	\$ 190.00	\$ 9,500.00	\$ 237.92	\$ 11,896.00	\$ 12,000.00	\$ 600,000.00
A2	50	LF	10" C900 DR-18 PVC WATER LINE (UNDER PAVEMENT)		\$ 96.00	\$ 4,800.00	\$ 205.00	\$ 10,250.00	\$ 244.66	\$ 12,233.00	\$ 15,000.00	\$ 750,000.00
A3	50	LF	6" PVC CERTA-LOK RJOB C900 DR-18 UNCASED BY BORE METHOD		\$ 90.00	\$ 4,500.00	\$ 442.00	\$ 22,100.00	\$ 520.39	\$ 26,019.50	\$ 11,000.00	\$ 550,000.00
A4	1	EA	6" WATER LINE EXISTING UTILITY CROSSING		\$ 4,500.00	\$ 4,500.00	\$ 2,841.00	\$ 2,841.00	\$ 10,646.78	\$ 10,646.78	\$ 4,000.00	\$ 4,000.00

I certify that this is correct and true to the best of my knowledge and belief

BEFCO Engineering, Inc. (F-2011)

Joseph Willrich
 Joseph Willrich, P.E.
 Registration No. 98415
 October 1, 2021



Note:

1. Gro Mex addition error in base bid on submitted bid proposal. Base bid shown is the corrected amount (decrease of \$19,400).
2. JKB rounded up on their amounts for line items 6 & 33 but their total base bid amount was correct.
3. Terra Path had incorrect Total Prices for several line items; written amount differs from numerical unit price on line item 32.
4. WJC written amounts differ from numerical unit prices. Written words prevail.

Agenda

Item # 10

Regarding
Approving Contract
for Information and
Technology
Services (IT)

Managed IT Remote

Description	Recurring	Qty	Ext. Recurring
Site Management <ul style="list-style-type: none"> Provides coverage and support for all additional devices such as printers, firewall, switches and other end points Management of the IP Map Wi-Fi management User account management Virtual CIO Service for all of your technology vendors including ClerkBooks and QuickBooks 		1	
1 Month Subtotal:			\$995.00

Email and Collaboration

* Contains Optional Items

Description	Recurring	Qty	Ext. Recurring
365 Advanced Threat Protection Microsoft Office 365 Advanced Threat Protection (Plan 1)	\$2.00	35	\$70.00
365 Backup + Email Archiving 365 Business Backup + Email Archiving	\$4.00	35	\$140.00
Microsoft Office 365 Business Basic Optional price per license if needed. Customer currently has two of each allocated.	\$5.00	1*	\$5.00
Microsoft Office 365 Business Standard Optional price per license if needed. Customer currently has two of each allocated.	\$12.50	1*	\$12.50
Email and Collaboration	\$50.00	1	\$50.00
Cloud Based Email Management Cloud Based Email Management		1	
MS Exchange Mailbox	\$4.00	35	\$140.00
* Optional 1 Month Subtotal:			\$17.50
1 Month Subtotal:			\$400.00

Information Technology Services 2022

Prepared by:
TLC Office Systems

Virgil Rucker
521-334-0828
VRucker@VisualEdgeIT.com

Prepared for:
Bastrop County Water Control and
Improvement Distr

PO Box 708
Bastrop, TX 78602
Paul Hightower
(512) 545-6201
paul@bcwcid2.org

Quote Information:
Quote #: 013695

Version: 1
Delivery Date: 10/08/2021
Expiration Date: 01/08/2022

1 Month Expenses Summary

Description	Amount
Managed IT Remote	\$995.00
Email and Collaboration	\$400.00
1 Month Total:	\$1,395.00

*Optional Expenses

Description	Recurring
Email and Collaboration	\$17.50
Optional Subtotal:	\$17.50

Taxes, shipping, handling and other fees may apply. We reserve the right to cancel orders arising from pricing or other errors. The expiration date, listed above, is the last date by which you may electronically approve this quote. The prices in this quote are valid for 30 days, please ask us to refresh your prices after that date. Orders over \$2,000 require a 50% deposit, before the order will be processed. Project orders require a 50% deposit before the order will be processed and a progress payment will be due when equipment is received. We specifically disclaim any and all warranties, expressed or implied, including but not limited to any licensed products. We shall not be liable for any loss of profits, business, goodwill, data, interruption of business, nor for incidental or consequential merchantability or fitness of purpose, nor damages related to this agreement.

PROPOSAL | Bastrop County Water Control & Improvement District #2

REQUEST FOR PROPOSAL

Information Technology Support Services

INTERDEV

IT | Security | GIS



INTERDEV PRICING

DETAILED SERVICE PRICING LISTING		
STANDARD SERVICE CATEGORIES		MONTHLY
End User Services	Full-Service IT Support (Onsite & Remote)	\$1,645
Data Center Services		
Network Services		
ADVANCED SECURITY		
Advanced Security Services	Security Stack (Essentials)* <ul style="list-style-type: none"> • Endpoint Security (Antivirus & Malware) • Advanced Email Security • Firewall Management • Multi-Factor Authentication • Monthly Vulnerability Scans 	895
Monthly Cost		\$2,540

Notes:

**The cost for the Security Services covers primarily software licensing plus administration from InterDev's Security Division*

Pricing Adjustment "True Up" Schedule - The IT Services fees are based off a per user and per device charge, which InterDev will perform a "true up" or adjustment of quarterly. The "true up" will adjust billing for the next quarter based on the total number of confirmed users by the District. The District will only pay for the number of users that are active at the time of the "true up". If there is an increase in user count from the previous "true up" InterDev will only bill the District the difference for the last 30 days of services.

Annual Escalator: Up to a 5% escalator shall be applied upon the agreement anniversary.

INITIAL ONBOARDING – STARTUP		ONE-TIME COST
Onboarding Fee (One Time Cost)	Onboarding Tasks Include <ul style="list-style-type: none"> • Management Configuration • Remediation prioritization • Password management • Agent Rollout • Network Monitoring Setup 	\$5,000



Information Technology Services 2022

Prepared for:

Bastrop County Water Control

and Improvement District

Paul Hightower
paul@bcwcid2.org

Agenda

Item # 14

Resolution

Approving the

EVS6110

Voting Sytem

**BASTROP COUNTY WCID #2
OF
BASTROP COUNTY, TEXAS**

A RESOLUTION TO ADOPT THE EVS 6110 VOTING SYSTEM

WHEREAS, the EVS 6110 voting system by Elections System & Software is comprised of the ExpressVote ballot marking device, the DS850 central scanner, and the DS200 precinct scanner, and

WHEREAS, Section 123.035 of the Texas Election Code requires that use of new voting equipment must be approved by the Elections Division of the office of the Texas Secretary of State; and

WHEREAS, the County has received approval from the State of Texas for purchase of the ES&S EVS 6110 voting system that is certified for use in Texas as described in a letter dated September 17, 2021 which is attached hereto as EXHIBIT A; and

WHEREAS, the Bastrop County Elections Department has purchased the new ADA-compliant EVS 6110 voting system to be used by the County for the 2022 Elections (dates to be determined) and all subsequent elections; and

WHEREAS, pursuant to Section 123.001 (b) of the Texas Election Code Bastrop County has formally adopted said voting system;

WHEREAS, the entity contracts with Bastrop County Elections Department to conduct elections and does hereby adopt said voting system for all future elections;

NOW, THEREFORE, BE IT RESOLVED BY BASTROP COUNTY WCID #2 OF BASTROP COUNTY, TEXAS THAT:

Bastrop County WCID #2 does hereby adopt the ES&S EVS 6110 voting system as certified by the State of Texas.

PASSED, APPROVED AND ADOPTED by Bastrop County WCID #2 of Bastrop County, Texas on this the _____ day of _____, 2021.

BASTROP COUNTY WCID #2

BY: _____
Mary Beth O'Hanlon
President

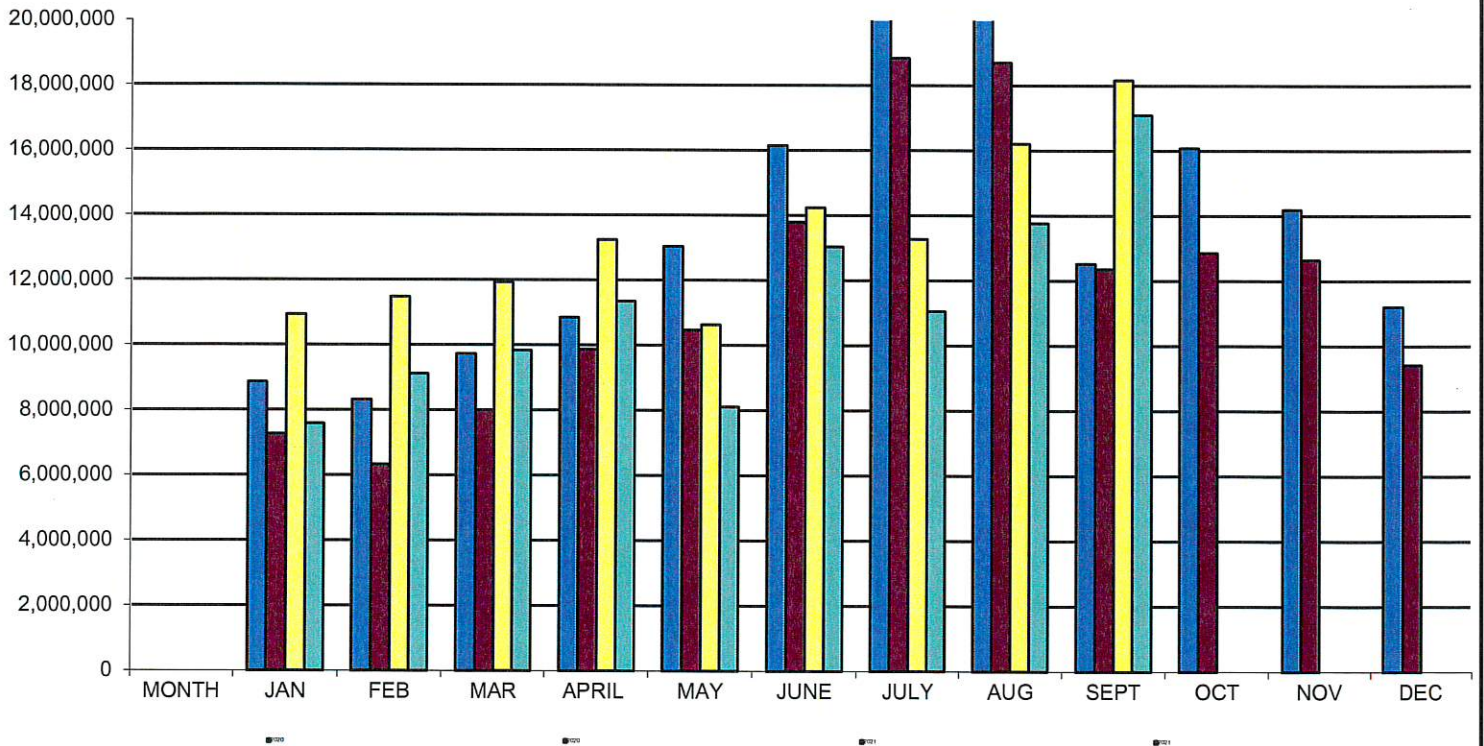
Misc Reports

	Total Customers Billed	Active Customers	E-Billing Customers	Web Online Payments	Bank Drafts	Credit Card Drafts	% of Customers paying online or drafts	Mail/Walk-ins/ Drop Box
Jan	2026	1972	877	1069	318	464	91%	175
Feb	2103	1960	886	948	320	463	82%	372
Mar	2146	1988	902	1279	317	471	96%	79
Apr	2156	1996	914	1183	314	485	92%	174
May	2173	2012	928	1281	318	498	97%	76
Jun	2189	2023	934	1168	327	495	91%	199
Jul	2208	2023	944	1232	330	504	94%	142
Aug	2206	2031	956	1233	336	511	94%	126
Sep	2218	2052	984	1228	343	518	94%	129
Oct								0
Nov								0
Dec								0

	Culvert Permits (Cumulative Total)	Irrigation Permits (Cumulative Total)	Swimming Pool Permits (Cumulative Total)
Jan	13	0	0
Feb	15	0	0
Mar	28	2	2
Apr	42	3	4
May	49	3	6
Jun	54	6	7
Jul	55	6	9
Aug	56	7	9
Sep	56	7	10
Oct			
Nov			
Dec			

**BCWCID#2 2021
CONSUMPTION REPORT**

	2020	2020	2021	2021	2021		
	PUMPED	USAGE	PUMPED	USAGE	PUMPED	ACTIVE	
MONTH	WATER	OF WATER	WATER	OF WATER	UNBILLED	METERS	%
JAN	8859200	7257990	10937141	7581186	2,699,100	1,972	6%
FEB	8314100	6318914	11474637	9113179	1,457,020	1,977	8%
MAR	9724300	7985039	11931647	9832526	1,255,180	1,988	7%
APRIL	10844809	9861040	13241784	11343200	930,200	1,996	7%
MAY	13030295	10456525	10626677	8100970	1,279,300	2,012	12%
JUNE	16152163	13787286	14231549	13035672	760,000	2,023	3%
JULY	20750822	18840189	13272274	11047746	1,503,600	2,023	5%
AUG	21887150	18696181	16205936	13762896	1,039,200	2,031	9%
SEPT	12525030	12348822	18171681	17094379	711,100	2,052	2%
OCT	16075880	12859934					#DIV/0!
NOV	14181579	12639853					#DIV/0!
DEC	11198124	9420436					#DIV/0!
TOTALS	163,543,452	140,472,209	120,093,326	100,911,754	11,634,700		6%



JOB CODE	ISSUED THIS PERIOD				PRIOR ORDERS			TOTAL	TOTAL
	ISSUED	COMPLETED	VOIDED	OUTSTANDING	COMPLETED	VOIDED	OUTSTANDING	COMPLETED	OUTSTANDING
ALARM SEWER ALARM	9	9	0	0	1,975	22	0	1,984	0
BROWN BROWN WATER	0	0	0	0	365	3	0	365	0
CHANG CHANGE SIGN	3	3	0	0	21	0	0	24	0
CULVE CULVERT PERMIT	1	1	0	0	429	10	0	430	0
FLUSH FLUSH WATER LINE	1	1	0	0	804	1	0	805	0
HSWAP METER HEAD SWAP	0	0	0	0	152	13	0	152	0
IRRIG IRRIGATION PERMIT	0	0	0	0	45	2	0	45	0
LEAK CHECK FOR LEAK	5	3	0	0	1,707	20	0	1,710	0
LKMTR LOCK MTR	0	0	0	0	226	64	0	226	0
LNLOC LINE LOCATE	0	0	0	0	266	5	0	266	0
METER MOVE METER CHARGE	0	0	0	0	6	7	0	6	0
MI METER INFORMATION	0	0	0	0	158	9	0	158	0
MISCE MISCELLANEOUS	12	4	0	1	3,269	182	19	3,273	20
MOW MOWING GRASS	1	0	0	1	253	1	1	253	2
OCC OCCUPANT CHANGE	27	27	0	0	3,915	63	0	3,942	0
ODOR SMELLY WATER	0	0	0	0	28	0	0	28	0
OFF TURN OFF SERVICE	14	14	0	0	2,653	285	0	2,667	0
OFFEE TRIP CHARGE TURN OFF	0	0	0	0	18	0	0	18	0
ON TURN ON SERVICE	34	34	0	0	3,464	84	0	3,498	0
ONFEE TRIP CHARGE TURN ON	0	0	0	0	17	2	0	17	0
POOLS POOL/SPA PERMIT	1	1	0	0	47	1	0	48	0
RADIO RADIO READ REPORT	3	3	0	0	112	5	0	115	0
RC READ CHECK	1	0	1	0	422	104	0	422	0
ROAD ROAD REPAIR	8	2	0	0	3,754	25	18	3,756	18
RRMON RADIO READ MONITOR (RENT)	0	0	0	0	0	1	0	0	0
SEWER WASTEWATER MISC SERVICE	6	2	0	1	1,434	29	2	1,436	3
SIGN STREET SIGN	0	0	0	0	69	2	1	69	1
SWAP METER SWAP-OUT	0	0	0	0	1,629	98	0	1,629	0
SWTAP W/W TAP	1	0	1	0	432	23	9	432	9
TMPWT TMP WTR	1	1	0	0	8	5	0	9	0
W/W W/W ESTIMATE	2	2	0	0	1,066	33	0	1,068	0
WMEAS MEASURE FOR WATER TAP	17	17	0	0	1,615	38	0	1,632	0
WPRES LOW WATER PRESSURE	0	0	0	0	337	15	0	337	0
WTRTP WATER TAP	17	6	1	10	146	789	1	152	11
WMMOV W/W ESTIMATE FOR RELOCATE	0	0	0	0	11	5	0	11	0
** GRAND TOTALS **	164	130	3	13	30,853	1,946	51	30,983	64

SEPTEMBER 2021

BCWCID#2

Re-Cap of Water Tap Applications

WATER TAPS:

2021 Pending	11	
2021 Complete.....	80	
2020 Complete.....	119	
2019 Complete.....	96	
2018 Complete.....	96	
2017 Complete.....	78	
2016 Complete	88	
2015 Complete	60	
2014 Complete	39	
2013 Complete.....	35	
2012 Complete.....	37	
2011 Complete.....	42	
2010 Complete.....	49	
2009 Complete.....	43	
2008 Complete.....	35	
2007 Complete.....	47	
2006 Pending.....	1	(Sac-N-Pac)
2006 Complete.....	25	
2005 Complete.....	26	
2004 Complete.....	39	
2003 Complete.....	72	
2002 Complete.....	113	

SEPTEMBER 2021

BCWCID#2

Re-Cap of Waste Water Tap Applications

WASTE WATER TAPS:

2021 Pending	6
2021 Complete.....	16
2020 Complete.....	42
2020 Pending.....	1
2019 Complete.....	33
2019 Pending.....	1
2018 Complete.....	52
2017 Complete	35
2016 Complete	40
2015 Complete	32
2014 Complete	26

Active Waste Water Customers: 810

2015-2021 COMPARISON ROAD & STANDBY

MONTH	PRIOR YR RD	CURRENT RD	TOTAL ROADS	PRIOR YR SB	CURRENT SB	TOTAL SB	TOTALS	% Current Rd	% Current SB
JAN									
2015	\$46,965.38	\$3,501.00	\$50,466.38	\$2,088.00	\$0.00	\$2,088.00	\$52,554.38	6.94%	0.00%
2016	\$38,720.86	\$4,131.00	\$42,851.86	\$5,019.54	\$108.00	\$5,127.54	\$47,979.40	9.64%	2.11%
2017	\$35,426.89	\$5,954.00	\$41,380.89	\$896.00	\$264.00	\$1,160.00	\$42,540.89	14.39%	2.76%
2018	\$115,672.15	\$10,968.00	\$126,640.15	\$3,217.00	\$-	\$3,217.00	\$129,857.15	8.66%	0.00%
2019	\$46,224.84	\$13,062.05	\$59,286.89	\$399.00	\$-	\$399.00	\$59,685.89	22.03%	0.00%
2020	\$88,779.83	\$23,834.29	\$112,614.12	\$-	\$-	\$-	\$112,614.12	21.16%	0.00%
2021	\$123,137.21	\$15,665.20	\$138,802.41	\$664.74	\$-	\$664.74	\$139,467.15	11.29%	0.00%
FEB									
2015	\$29,099.97	\$81,445.03	\$110,545.00	\$3,048.00	\$4,474.50	\$7,522.50	\$118,067.50	78.68%	59.46%
2016	\$29,281.26	\$97,183.76	\$126,465.02	\$2,196.00	\$4,752.00	\$6,948.00	\$133,413.02	76.85%	68.49%
2017	\$37,167.14	\$108,620.10	\$145,787.24	\$6,098.00	\$644.00	\$6,742.00	\$152,529.24	74.51%	9.55%
2018	\$52,408.12	\$92,820.40	\$145,228.52	\$7,030.00	\$-	\$7,030.00	\$152,258.52	63.91%	0.00%
2019	\$40,081.59	\$84,607.20	\$124,688.79	\$525.00	\$-	\$525.00	\$125,213.79	67.85%	0.00%
2020	\$29,402.49	\$20,727.00	\$50,129.49	\$951.00	\$-	\$951.00	\$51,080.49	41.35%	0.00%
2021	\$26,360.17	\$14,018.39	\$40,378.56	\$255.00	\$-	\$255.00	\$40,633.56	34.72%	0.00%
MARCH									
2015	\$25,994.36	\$48,549.86	\$74,544.22	\$520.00	\$2,135.92	\$2,655.92	\$77,200.14	65.13%	30.92%
2016	\$39,332.78	\$43,344.46	\$82,677.24	\$7,171.28	\$1,746.00	\$8,917.28	\$91,594.52	52.43%	10.53%
2017	\$63,299.04	\$58,291.95	\$121,590.99	\$3,628.50	\$2,655.00	\$6,283.50	\$127,874.49	47.94%	42.25%
2018	\$60,476.28	\$79,758.65	\$140,234.93	\$2,582.83	\$-	\$2,582.83	\$142,817.76	56.88%	0.00%
2019	\$71,856.72	\$94,731.17	\$166,587.89	\$3,801.00	\$-	\$3,801.00	\$170,388.89	56.87%	0.00%
2020	\$74,645.80	\$128,379.63	\$203,025.43	\$8,958.55	\$-	\$8,958.55	\$211,983.98	63.23%	0.00%
2021	\$92,647.28	\$175,608.90	\$268,256.18	\$461.97	\$-	\$461.97	\$268,718.15	65.46%	0.00%
APRIL									
2015	\$50,455.27	\$26,487.88	\$76,943.15	\$1,113.20	\$432.00	\$1,545.20	\$78,488.35	34.43%	27.96%
2016	\$12,911.65	\$23,397.53	\$36,309.18	\$639.00	\$864.00	\$1,503.00	\$37,812.18	64.44%	57.49%
2017	\$10,981.60	\$25,543.90	\$36,525.50	\$921.00	\$1,056.00	\$1,977.00	\$38,502.50	69.93%	53.41%
2018	\$17,879.81	\$36,796.04	\$54,675.85	\$1,042.50	\$-	\$1,042.50	\$55,718.35	67.30%	0.00%
2019	\$31,925.51	\$43,142.50	\$75,068.01	\$3,636.40	\$-	\$3,636.40	\$78,704.41	57.47%	0.00%
2020	\$21,498.73	\$48,505.80	\$70,004.53	\$-	\$-	\$-	\$70,004.53	69.29%	0.00%
2021	\$109,105.99	\$72,258.12	\$181,364.11	\$3,777.89	\$-	\$3,777.89	\$185,142.00	39.84%	0.00%

MONTH	PRIOR YR RD	CURRENT RD	TOTAL ROADS	PRIOR YR SB	CURRENT SB	TOTAL SB	TOTALS	% Current Rd	% Current SB
MAY									
2015	\$ 21,695.12	\$ 9,728.10	\$ 31,423.22	\$ 1,119.76	\$ 432.00	\$ 1,551.76	\$ 32,974.98	30.96%	27.84%
2016	\$ 20,027.28	\$ 15,607.50	\$ 35,634.78	\$ 585.00	\$ 432.00	\$ 1,017.00	\$ 36,651.78	43.80%	42.48%
2017	\$ 19,898.03	\$ 22,307.58	\$ 42,205.61	\$ 300.00	\$ 396.00	\$ 696.00	\$ 42,901.61	52.85%	56.90%
2018	\$ 41,756.88	\$ 26,147.09	\$ 67,903.97	\$ 2,243.00	\$ -	\$ 2,243.00	\$ 70,146.97	38.51%	0.00%
2019	\$ 25,046.86	\$ 33,731.84	\$ 58,778.70	\$ -	\$ 3,444.69	\$ 3,444.69	\$ 62,223.39	57.39%	100.00%
2020	\$ 20,487.09	\$ 35,749.44	\$ 56,236.53	\$ 90.00	\$ -	\$ 90.00	\$ 56,326.53	63.57%	0.00%
2021	\$ 48,519.50	\$ 35,476.30	\$ 83,995.80	\$ 221.97	\$ -	\$ 221.97	\$ 84,217.77	42.24%	0.00%
JUNE									
2015	\$ 12,383.14	\$ 10,440.44	\$ 22,823.58	\$ 847.00	\$ 648.00	\$ 1,495.00	\$ 24,318.58	45.74%	43.34%
2016	\$ 21,078.47	\$ 11,074.21	\$ 32,152.68	\$ 1,417.20	\$ 108.00	\$ 1,525.20	\$ 33,677.88	34.44%	7.08%
2017	\$ 48,144.47	\$ 21,764.19	\$ 69,908.66	\$ 2,386.00	\$ 264.00	\$ 2,650.00	\$ 72,558.66	31.13%	9.96%
2018	\$ 16,318.86	\$ 18,300.19	\$ 34,619.05	\$ 168.00	\$ -	\$ 168.00	\$ 34,787.05	52.86%	0.00%
2019	\$ 25,032.64	\$ 21,802.80	\$ 46,835.44	\$ 569.78	\$ -	\$ 569.78	\$ 47,405.22	46.55%	0.00%
2020	\$ 17,859.88	\$ 27,031.09	\$ 44,890.97	\$ -	\$ -	\$ -	\$ 44,890.97	60.21%	0.00%
2021	\$ 53,637.69	\$ 37,037.40	\$ 90,675.09	\$ 581.97	\$ -	\$ 581.97	\$ 91,257.06	40.85%	0.00%
MONTH									
JULY									
2015	\$ 6,165.31	\$ 9,191.51	\$ 15,356.82	\$ 215.00	\$ 216.00	\$ 431.00	\$ 15,787.82	59.85%	50.12%
2016	\$ 6,631.02	\$ 11,096.09	\$ 17,727.11	\$ 230.00	\$ 70.00	\$ 300.00	\$ 18,027.11	62.59%	23.33%
2017	\$ 44,122.82	\$ 16,037.89	\$ 60,160.71	\$ 5,865.00	\$ 264.00	\$ 6,129.00	\$ 66,289.71	26.66%	4.31%
2018	\$ 38,333.43	\$ 17,983.81	\$ 56,317.24	\$ 690.00	\$ -	\$ 690.00	\$ 57,007.24	31.93%	0.00%
2019	\$ 22,878.85	\$ 20,603.25	\$ 43,482.10	\$ 2,977.35	\$ -	\$ 2,977.35	\$ 46,459.45	47.38%	0.00%
2020	\$ 45,232.38	\$ 30,832.20	\$ 76,064.58	\$ 90.00	\$ -	\$ 90.00	\$ 76,154.58	40.53%	0.00%
2021	\$ 46,436.65	\$ 35,763.05	\$ 82,199.70	\$ 233.58	\$ -	\$ 233.58	\$ 82,433.28	43.51%	0.00%
AUG									
2015	\$ 3,254.30	\$ 6,734.31	\$ 9,988.61	\$ -	\$ 324.00	\$ 324.00	\$ 10,312.61	67.42%	100.00%
2016	22804.82	9568.56	32,373.38	\$ 585.00	\$ -	\$ 585.00	\$ 32,958.38	29.56%	0.00%
2017	8001.35	12884.4	20,885.75	0	132	\$ 132.00	\$ 21,017.75	61.69%	100.00%
2018	\$ 24,195.33	\$ 19,735.00	\$ 43,930.33	\$ 885.00	\$ -	\$ 885.00	\$ 44,815.33	44.92%	0.00%
2019	\$ 41,820.82	\$ 18,963.31	\$ 60,784.13	\$ 1,553.65	\$ -	\$ 1,553.65	\$ 62,337.78	31.20%	0.00%
2020	\$ 12,494.06	\$ 28,302.50	\$ 40,796.56	\$ -	\$ -	\$ -	\$ 40,796.56	69.37%	0.00%
2021	\$ 58,990.57	\$ 24,141.09	\$ 83,131.66	\$ 761.97	\$ -	\$ 761.97	\$ 83,893.63	29.04%	0.00%

	PRIOR YR RD	CURRENT RD	TOTAL ROADS	PRIOR YR SB	CURRENT SB	TOTAL SB	TOTALS	Of Collections	
								% Current Rd	% Current SB
YEARLY TOTALS									
2015	\$ 284,979.06	\$ 461,862.17	\$ 746,841.23	\$ 14,876.11	\$ 19,592.42	\$ 34,468.53	\$ 781,309.76	61.84%	56.84%
2016	\$ 280,420.05	\$ 555,321.95	\$ 835,742.00	\$ 23,280.02	\$ 17,889.00	\$ 41,169.02	\$ 876,911.02	66.45%	43.45%
2017	\$ 393,007.44	\$ 623,582.78	\$ 1,016,590.22	\$ 41,366.07	\$ 17,057.00	\$ 58,423.07	\$ 1,075,013.29	61.34%	29.20%
2018	\$ 512,461.77	\$ 799,377.36	\$ 1,311,839.13	\$ 39,710.97	\$ -	\$ 39,710.97	\$ 1,351,550.10	60.94%	0.00%
2019	\$ 410,615.85	\$ 851,693.60	\$ 1,262,309.45	\$ 21,978.98	\$ 3,444.69	\$ 25,423.67	\$ 1,287,733.12	67.47%	13.55%
2020	\$ 468,532.77	\$ 875,037.81	\$ 1,343,570.58	\$ 16,253.16	\$ -	\$ 16,253.16	\$ 1,359,823.74	65.13%	0.00%
2021	\$ 605,376.44	\$ 441,774.86	\$ 1,047,151.30	\$ 9,851.06	\$ -	\$ 9,851.06	\$ 1,057,002.36	42.19%	0.00%
TOTALS			\$ 7,564,043.91			\$ 225,299.48	\$ 7,789,343.39		