

Bastrop County
WCID #2

Board Packet
for
May 26, 2022

**BASTROP COUNTY WATER CONTROL AND IMPROVEMENT DISTRICT NO. 2
MEETING AGENDA**


TO: THE BOARD OF DIRECTORS OF BASTROP COUNTY WATER CONTROL AND IMPROVEMENTS DISTRICT NO. 2., BASTROP COUNTY, TEXAS AND TO ALL INTERESTED PARTIES:

NOTICE IS HEREBY GIVEN THAT A MEETING OF THE GOVERNING BODY OF THE ABOVE-NAMED POLITICAL SUBDIVISION WILL BE HELD ON MAY 26, 2022 AT 6:30 P.M IN THE BOARD ROOM LOCATED AT 112 CORPORATE DRIVE, BASTROP, TX 78602.

MEETING DISCUSSION TOPICS

- 1.) Call to Order and Establish a Quorum – O’Hanlon
- 2.) Pledge of Allegiance – O’Hanlon
- 3.) Texas State Flag – O’Hanlon
- 4.) Public Comments/Announcements (The Board respectfully requests that persons limit comments to three (3) minutes. Under the Open Meeting Act, the Board may not deliberate or take action in response to any matter raised during public comment that is not a separate agenda item.)
- 5.) Discussion and possible action regarding scheduling of future meeting dates:
 - a. Regular Board of Director’s Meeting scheduled for Thursday, June 16, 2022 at 6:30 p.m.
- 6.) *CONSENT AGENDA: (Consent Agenda items are generally routine. Unless removed by a member of the Board or General Manager, items listed on the consent agenda may be acted on together and without prior discussion.)*
 - a. Approval of minutes from the April 21, 2022 Regular Meeting of the Board of Directors;
 - b. Approval of minutes from May 17, 2022 Special Meeting of the Board of Directors;
 - c. Approval of Release of Liens held by District on Real Property.
- 7.) Approve Issuance of Certificate of Election, Oath of Office, Statement of Officer, Director Bond and such other action as may be necessary for newly elected director to qualify for office - Rodriguez
- 8.) Elections of Officers – O’Hanlon

- 9.) Discussion and possible actions regarding adoption of Resolution Designating the Authorized Signatories for all District Financial Transactions with Authorized Banks - Rodriguez
- 10.) Discussion regarding the following items to be presented in the General Manager's report:
 - a. Status of Water Quality (TTHM) testing
 - b. Update on District facilities, water plants and lift stations
 - c. Update on Water/Wastewater Maintenance & Improvement projects
 - d. Update on Roads maintenance & improvement projects
 - e. Employee Update
 - f. District Administrative Office Update
- 11.) Discussion and possible action regarding the financial reports for January, February, March and April 2022 – Inframark
- 12.) Discussion and possible action regarding adoption of Resolution Approving an amended Annual Budget for Fiscal Year 2022- Hightower
- 13.) Discussion and possible action regarding adoption of Order approving the collection of fees for service to lots where prior service connections were destroyed by fire and new construction is required.
- 14.) Discussion and possible action regarding approval of 2022/2023 Road Survey proposals from BEFCO Engineering - Hightower
- 15.) Discussion and possible action regarding the Road Committee:
 - a. Receive Monthly Committee Update
- 16.) Discussion and possible action regarding monthly meetings of the District's Board of Directors – O'Hanlon
- 17.) Update on scheduling joint meetings with the Tahitian Village Property Owners Association and Tahitian Village Architectural Control Committee – Hightower
- 18.) Board suggestions on future agenda items
- 19.) Adjourn


Authorized Signature

The Board of Directors may go into Executive Session at any time during the meeting pursuant to the applicable section of Subchapter D, Chapter 551, Texas Government Code, of the Texas Open Meetings Act, on any of the matters set forth on this agenda regardless of whether Executive Session is specifically referenced. No final action, decision or vote will be taken on any subject or matter in Executive Session.

The District is committed to compliance with the Americans with Disabilities Act. Reasonable modifications and equal access to communications will be provided upon request. Please call 512-321-1688 for further information.

Agenda

Item # 6

Consent

Agenda

Minutes of the Regular Meeting of the
BASTROP COUNTY WATER CONTROL AND IMPROVEMENT
DISTRICT #2

A regular meeting of the Board of Directors of Bastrop County Water Control and Improvement District #2 was held on Thursday, April 21, 2022, beginning at 6:30 p.m. The meeting was held at the District offices.

Present BCWCID #2 Board Members:

Mary Beth O'Hanlon, President
Scott Ferguson, Vice President
Sam Kier, Treasurer
Butch Carmack, Director
Ron Whipple, Secretary

BCWCID #2 Staff/Other Professionals:

Paul Hightower, General Manager
Tyler Walsh, Sr. Operations Manager
Alma Rodriguez, District Administrator

Videoconference

Tony Corbett, Attorney

MEETING DISCUSSION TOPICS

- 1.) Call to Order and Establish a Quorum
President O'Hanlon called the meeting to Order at 6:30 p.m. and announced there was a quorum of the Board in person. The District's attorney Tony Corbett is attending the meeting remotely.
- 2.) Pledge of Allegiance
President O'Hanlon led the Pledge of Allegiance.
- 3.) Texas State Flag
President O'Hanlon led the Pledge to the Texas State Flag.
- 4.) Public Comments/Announcements (The Board respectfully requests that persons limit comments to three (3) minutes. Under the Open Meeting Act, the Board may not deliberate or take action in response to any matter raised during public comment that is not a separate agenda item.)
Russ Fallon asked if the District was going to build something like a lift station, would the residents in the area notified.

Paul Hightower stated not unless it is on your property most of the work will be in the right of way.
- 5.) Discussion and possible action regarding scheduling of future meeting dates:
 - a. Regular Board of Director's Meeting scheduled for Thursday, May 19, 2022, at 6:30 p.m.

President O'Hanlon announced the date for the next Board meeting.

Alma Rodriguez stated we will need to schedule a Special meeting for canvassing the election for Tuesday, May 17th and suggested a meeting time of 4:00 p.m.

President O'Hanlon, Director Ferguson and Director Carmack will be able to attend the meeting.

- 6.) CONSENT AGENDA: (*Consent Agenda items are generally routine. Unless removed by a member of the Board or General Manager, items listed on the consent agenda may be acted on together and without prior discussion.*)
- a. Approval of minutes from the March 17, 2022, Regular Meeting of the Board of Directors;
 - b. Approval of minutes from the March 26, 2022, Annual Road Meeting;
 - c. Review of accounts balances for March 2022; and
 - d. Approval of Release of Liens held by District on Real Property.

Motion: Sam Kier moved to accept the Consent Agenda Items as presented. Seconded: Scott Ferguson. Vote: Four (4) in favor, motion carries.

President O'Hanlon stated the Board will now move to Item #8 regarding the District's Audit.

- 7.) Discussion regarding the following items to be presented in the General Manager's report:
Paul Hightower reported on the following items:

7a. Status of TTHM compliance:
Currently waiting for the carbon to be delivered and installed. The delivery time has been extended twice so we are hoping to have online late April to early May.

7b. Update on District water plants and lift stations:
No major updates. We have narrowed down 4 SCADA companies and are working with them to get specs and bids lined out.

7c. W/WW Maintenance & Capital Improvements update:
Neptune Meters project: Installation has started and as of publishing, they are about 70% completed on installs and we are about the 45% mark for having them transferred over to Incode. The girls are updating the batch files about as soon as they receive them and have to wait for Incode to catch up.

Alma Rodriguez stated we had a one-day delay in billing since we had to manually input the readings. Hopefully, it will be much smoother next month.

Paul Hightower stated they had a discussion with the engineer yesterday regarding the elevated storage tank or standpipes and have narrowed it down to three places but the District does not own that property so we would have to purchase it. There is a lot of items to discuss on the elevated storage tank and standpipes and the

engineer will be at the meeting next month to give a report for the Board. We will not ask the Board for another 4 to 6 months.

7d. Roads maintenance & improvement projects update:

21/22 Roads: No updates currently. Crews have started on several groups.

7e. Employee update:

We have had two employees leave us this month. One was on military leave and has decided not to come back, once his duty is over with and the other has resigned to go back to work for himself, due to family issues. We are currently advertising both for replacements.

7f. General Office Update:

The remodel has been completed and we have relocated the office facilities to the new location. The old portable building has been disconnected and picked up.

8.) Discussion and possible action regarding the approval of the 2021 Annual Fiscal Year Audit Report

President O'Hanlon introduced Bob West from West, Davis, and Company. Mr. West completed the District's 2021 Annual Audit Report and will inform us of his findings.

Bob West stated he has completed the 2021 Annual Audit and issued a clean opinion on the financials. Mr. West reviewed the audit and audit letters with the Board. Once the audit is approved the President will sign the Annual Filing Affidavit then the reports can be sent to TCEQ for the annual filing. There is a section in the Audit Report that keeps the Board in compliance with the legal obligations under the state statute.

The Board thanked Mr. West for the thorough report.

Motion: Sam Kier moved to accept the 2021 Annual Fiscal Year Audit Report as presented. Seconded: Scott Ferguson. Vote: Four (4) in favor, motion carries.

9.) Discussion and possible action regarding the Road Committee:

a. Receive Monthly Committee Update

Paul Hightower stated there are no meeting updates.

10.) Discussion and possible action regarding approval of BCWCID #2 Amended Leak Adjustment Policy

Paul Hightower stated we have been reviewing some of our policies, lately we have had several customers that do not qualify for the leak adjustment policy because the policy states you have to be a customer for 12 months billing period, so this policy now includes all customers. The customers will still have to submit documents requested. We worked with the attorney to outline a policy that applies to all customers.

Motion: Scott Ferguson moved to accept the Amended Leak Adjustment Policy. Seconded: Sam Kier. Vote: Four (4) in favor, motion carries.

- 11.) Discussion and possible action regarding approval of BCWCID #2 Policy regarding billing, payment, service disconnection and reconnection
 - A. Paul Hightower stated this is relating to the billing service specially Items C and D which states the following:

Late fees on delinquent bills for retail service. Bills not paid by the due date shall be assessed a late fee of five dollars (\$5) or 10 percent (10%) of the total past due balance, whichever is greater. If, after receiving a bill including a late fee, a customer pays the bill in full except for the late fee, the bill may be considered delinquent and subject to termination after proper notice under Section II-Termination of Service, B- Disconnection with Notice (relating to Discontinuance of Service). An additional late fee may not be applied to a subsequent bill for failure to pay the prior late fee. The late fee on delinquent bills may not be applied to any balance to which the late fee was applied in a previous billing. Late fees shall not be charged on any payment received by 4:30 p.m. on the due date at the District's office or authorized payment agency.

Late Fee Waiver or Adjustment. A customer can submit a written request to have a late fee adjusted or waived not more than once per every 12 months of consecutive billing periods. The approval of all waivers or adjustments shall be made in the sole discretion of the General Manager based on all relevant circumstances. Such requests generally shall not be approved if the customer is responsible for the failure to provide timely payment. Any decision of the General Manager may be appealed to the Board of Directors.

Mr. Hightower stated the District's attorney did advise on this policy as well and staff recommends the approval of this policy.

Motion: Scott Ferguson moved to accept the Policy regarding Billing, Payment, Service Disconnection and Reconnection Policy as presented. Seconded: Butch Carmack. Vote: Four (4) in favor, motion carries.

- 12.) Discussion and possible action regarding Change in District's Authorized Representatives for TexPool accounts
Alma Rodriguez stated that since we changed the bookkeeping firm, we will need to update the authorized representative on the TexPool accounts. We will need to add Michael Luft, Priscilla Lenzen and Paul Hightower.

Motion: Scott Ferguson moved to approve the Resolution Amending Authorized Representatives for TexPool by adding Michael Luft, Priscilla Lenzen and Paul Hightower. Seconded: Sam Kier. Vote: Four (4) in favor, motion carries.

- 13.) Discussion and possible action regarding monthly meetings of the District's Board of Directors
President O'Hanlon asked what board members would be in attendance at the meeting next month.

Director Carmack and Director Ferguson will be in attendance at the meeting next month.

- 14.) Update on scheduling joint meetings with the Tahitian Village Property Owners Association and Tahitian Village Architectural Control Committee
Paul Hightower stated he has been talking to Jan Schwindt and Greg Stigall about meeting topics and will schedule a meeting soon.

- 15.) Discussion and possible action regarding All-Terrain vehicle activities in Pine Forest Unit 6
Director Carmack stated that last week there was about one hundred people hanging out on a lot in Pine Forest and what is concerning is the campfires they had going.

Paul Hightower commented that he did talk to the fire chief, and they stated to call the City of Bastrop Police Department and they will issue citations but there is nothing that the District can do.

- 16.) Board suggestions on future agenda items
None

- 17.) Adjourn

Motion: Sam Kier moved to adjourn the meeting. Seconded: Butch Carmack. Vote: Four (4) in favor, motion carries.

MEETING ADJOURNED AT 8:02 P.M.

Board Director

Date

Minutes of the Special Meeting of the
BASTROP COUNTY WATER CONTROL AND IMPROVEMENT DISTRICT NO. 2

A Special meeting of the Board of Directors of Bastrop County Water Control and Improvement District #2 was held on Tuesday, May 17, 2022, beginning at 4:00 p.m. The meeting was held at the District's Conference Room.

Present BCWCID #2 Board Member:

Mary Beth O'Hanlon, President
Scott Ferguson, Vice President
Butch Carmack, Director

BCWCID #2 Staff/Other Professionals:

Paul Hightower, General Manager
Alma Rodriguez, District Administrator
(via telephone)

Absent:

Ron Whipple, Secretary
Sam Kier, Treasurer

MEETING DISCUSSION TOPICS

- 1.) Call to Order and Establish a Quorum
President O'Hanlon called the meeting to Order at 4:00p.m. and announced there was a quorum of the Board in person.

- 2.) Public Comments/Announcements (The Board respectfully requests that persons limit comments to three (3) minutes. Under the Open Meeting Act, the Board may not deliberate or take action in response to any matter raised during public comment that is not a separate agenda item.)
None.

- 3.) Review of Election returns and consider and act on Order Canvassing Returns and Declaring Results of Board election and Approve Certificate of Election (*Revisión de los resultados de las elecciones y considerar y actuar en las Devolución de escrutinio de órdenes y Declaración de resultados de elección de la Junta y Certificado de Elecciones*)
Paul Hightower read the elections results from the General Election held on May 7, 2022. The results are as follows:

PLACE 1 ELECTION:

Candidate	Precinct 1001 Votes	Precinct 1002 Votes	Precinct 1003 Votes	Precinct 2012 Votes	Total Votes
Jessica Zamora	22	56	126	4	208
Michele Plummer	22	71	189	0	282
TOTAL	44	127	315	4	490

PLACE 2 ELECTION:

Candidate	Precinct 1001 Votes	Precinct 1002 Votes	Precinct 1003 Votes	Precinct 2012 Votes	Total Votes
Butch Carmack	36	84	231	2	353
TOTAL	36	84	231	2	353

PLACE 3 ELECTION:

Candidate	Precinct 1001 Votes	Precinct 1002 Votes	Precinct 1003 Votes	Precinct 2012 Votes	Total Votes
Mary Beth O'Hanlon	36	87	237	2	362
TOTAL	36	87	237	2	362

Mr. Hightower requested Board approval on Order Canvassing the Returns and Declaring Results of Direction Election.

Motion: Butch Carmack moved to approve the Order Canvassing the Returns and Declaring Results of Direction Election as presented. Seconded: Scott Ferguson. Vote: Three (3) in favor, motion carries.

4.) Adjourn

Motion: Butch Carmack moved to adjourn the meeting. Seconded: Scott Ferguson. Vote: Three (3) in favor, motion carries.

MEETING ADJOURNED AT 4:04 P.M.

Board Director

Date

**AFFIDAVIT OF RELEASE
OF CLAIM FOR
UNPAID CHARGES**

THE STATE OF TEXAS *

COUNTY OF BASTROP *

We the undersigned members of the Board Directors of the Bastrop County Water Control & Improvement District, No. Two ("District "), make oath and deposes that the claims of the District for unpaid charges accumulated through May 20, 2022 and more particularly described in that certain Affidavit of Lien and Unpaid Charges, filed of record in Volume 1402 Page 821 & Volume 477 Page 548 & Volume 663 Page 525 & Volume 669 Page 474 & Volume 730 Page 666 & Volume 768 Page 189 & Volume 953 Page 412 & Volume 1027 Page 647 & Volume 1107 Page 199 & Volume 1198 Page 397 & Volume 1214 Page 394 & Volume 1295 Page 767 & Volume 1402 Page 821 & Volume 1502 Page 554 & Volume 1608 Page 312 & Book 1713 Page 678-765 & Book 1806 Pages 718-732 & Book 1889 Pages 194-202 & Book 1977 Pages 638-701 & Book 2043 & Pages 807-816 & Volume 2120 Page 519-529 & Volume 2203 Page 336-354 & Book 2293 Pages 227-240 & Instrument 201501778 & Instrument 201501779 & Instrument 201600766 & Instrument 201600764 & Instrument 201701281 & Instrument 201701283 & Instrument 201801123 & Instrument 201801124, Instrument 201901887, Instrument 202001036, Instrument 202101365 and Instrument 202201860 of the Official Records of Bastrop County, Texas, are hereby released for the persons and properties listed in Exhibit A, attached hereto, said properties being identified by Unit, Block, and Lot Numbers.

Executed this 26th day of May 2022.

Board Director

Sworn and acknowledged before me, by the Board Director, on the 26th day of May 2022.

Alma Rodriguez
Notary

alr

<u>NAME</u>	<u>Unit-Blk-Lot</u>	<u>Standby</u>	<u>Road</u>	<u>Lien</u>	<u>Amount</u>
Apex Contracting Group	01-09-1154		\$ 1,623.00	\$ 90.00	\$ 1,713.00
Arthur Reyes	04-02-0354		\$ 1,199.50		\$ 1,199.50
Aviles Jr, Miguel A	04-10-0493		\$ 84.00		\$ 84.00
Aviles Jr, Miguel A	04-10-0493		\$ 751.95	\$ 45.00	\$ 796.95
Aviles Jr, Miguel A	04-10-0493		\$ 1,603.95	\$ 90.00	\$ 1,693.95
Bastrop County Trustee	04-11-0537		\$ 2,205.00	\$ 135.00	\$ 2,340.00
Bastrop County Trustee	04-12-0733		\$ 60.00		\$ 60.00
Bennett, Jason Ray	04-01-0091		\$ 204.00		\$ 204.00
Bennett, Jason Ray	04-01-0107		\$ 204.00		\$ 204.00
Bennett, Jason Ray	04-01-0108		\$ 204.00		\$ 204.00
Bessler, Tom	04-01-0158		\$ 204.00		\$ 204.00
Billy C. Williams	05-18-1110		\$ 1,185.00		\$ 1,185.00
Billy C. Williams	05-27-1565		\$ 1,185.00		\$ 1,185.00
Brewer, Lacey E	04-09-1169		\$ 180.00		\$ 180.00
Brewer, Lacey E	04-09-1169		\$ 837.00	\$ 45.00	\$ 882.00
Brewer, Lacey E	04-09-1170		\$ 180.00		\$ 180.00
Brewer, Lacey E	04-09-1170		\$ 837.00	\$ 45.00	\$ 882.00
Casey, Kevin	05-08-0586		\$ 204.00		\$ 204.00
Chytil, Marc	03-05-0363		\$ 204.00		\$ 204.00
Cone, Lewis	01-12-0798		\$ 204.00		\$ 204.00
Cone, Lewis	05-03-0158		\$ 204.00		\$ 204.00
Cone, Lewis	05-03-0158		\$ 204.00	\$ 45.00	\$ 249.00
David S. Freeman	06-08-0018		\$ 60.00		\$ 60.00
Doris Ann Reyes Koch	05-08-0634		\$ 1,319.50		\$ 1,319.50
Edington, Charles	05-27-1451		\$ 204.00		\$ 204.00
Estrada III, John	04-11-0583		\$ 130.00		\$ 130.00
Estrada, III John	04-11-0583		\$ 639.26	\$ 45.00	\$ 684.26
Foley, William S	03-11-0255		\$ 204.00		\$ 204.00
Fore, Rodger C	05-08-0633		\$ 204.00		\$ 204.00
Freeman, David S	06-08-0018		\$ 585.00	\$ 45.00	\$ 630.00
Freeman, David S	06-08-0018		\$ 885.00	\$ 90.00	\$ 975.00
Freeman, David S	06-08-0018		\$ 1,110.00	\$ 135.00	\$ 1,245.00
Freeman, David S	06-08-0018		\$ 1,704.00	\$ 180.00	\$ 1,884.00
Freeman, David S	06-08-0018		\$ 1,974.00	\$ 225.00	\$ 2,199.00
Fuller, Wanda	04-09-1226		\$ 72.00		\$ 72.00
Fuller, Wanda	04-09-1226		\$ 651.00	\$ 45.00	\$ 696.00
Fuller, Wanda	04-09-1226		\$ 1,674.00	\$ 90.00	\$ 1,764.00
Gonzales, Carlos Eric	01-12-0721		\$ 135.00		\$ 135.00
Gonzales, Carlos Eric	01-12-0721		\$ 792.00	\$ 45.00	\$ 837.00
Gonzales, Carlos Eric	02-07-0704		\$ 135.00		\$ 135.00
Gonzales, Carlos Eric	02-07-0704		\$ 792.00	\$ 45.00	\$ 837.00
Gonzales, Carlos Eric	04-01-0130		\$ 135.00		\$ 135.00
Gonzales, Carlos Eric	04-01-0130		\$ 792.00	\$ 45.00	\$ 837.00
Gordon, Kathleen C	02-05-0501		\$ 204.00		\$ 204.00
Hicks, Mariam H	04-10-0511		\$ 960.00	\$ 45.00	\$ 1,005.00

Hicks, Mariam H	04-10-0511	\$	1,260.00	\$	90.00	\$	1,350.00
Hicks, Mariam H	04-10-0511	\$	1,485.00	\$	135.00	\$	1,620.00
Hicks, Mariam H	04-10-0511	\$	1,968.00	\$	180.00	\$	2,148.00
Hicks, Mariam H	04-10-0511	\$	2,409.00	\$	225.00	\$	2,634.00
Hicks, Mariam H	04-10-0511	\$	2,726.19	\$	270.00	\$	2,996.19
Kilian II, Edward M	04-02-0260	\$	204.00			\$	204.00
Koch, Doris Ann	05-08-0634	\$	1,634.50	\$	45.00	\$	1,679.50
Koch, Doris Ann Reyes	05-08-0634	\$	1,934.50	\$	90.00	\$	2,024.50
Koch, Doris Ann Reyes	05-08-0634	\$	2,159.50	\$	135.00	\$	2,294.50
Koch, Doris Ann Reyes	05-08-0634	\$	2,642.50	\$	180.00	\$	2,822.50
Koch, Doris Ann Reyes	05-08-0634	\$	3,554.13	\$	225.00	\$	3,779.13
Koch, Doris Ann Reyes	05-08-0634	\$	4,406.13	\$	270.00	\$	4,676.13
Kuhn, Rebecca	05-27-1533	\$	210.00	\$	45.00	\$	255.00
Kuhn, Rebecca	05-27-1533	\$	693.00	\$	90.00	\$	783.00
Kuhn, Rebecca	05-27-1533	\$	1,054.75	\$	135.00	\$	1,189.75
Kuhn, Rebecca	05-27-1533	\$	1,806.75	\$	180.00	\$	1,986.75
Lineberry, Shane	03-24-0405	\$	204.00			\$	204.00
Lowell P & Gail Watts	04-14-0903	\$	450.00			\$	450.00
M.A. Reeves	04-11-0537	\$	1,365.00			\$	1,365.00
Major Jr, John	02-03-0322	\$	219.00			\$	219.00
Major Jr., John	05-27-1544	\$	156.00			\$	156.00
Major Jr., John	05-27-1544	\$	1,100.25	\$	45.00	\$	1,145.25
Mariam H Hicks	04-10-0511	\$	645.00			\$	645.00
Mayfield, Michael	05-22-1247	\$	60.00			\$	60.00
Mayfield, Michael	05-22-1247	\$	285.00	\$	45.00	\$	330.00
Mayfield, Michael	05-22-1247	\$	768.00	\$	90.00	\$	858.00
Mayfield, Michael	05-22-1247	\$	1,209.00	\$	135.00	\$	1,344.00
Mayfield, Michael	05-22-1247	\$	2,994.04	\$	180.00	\$	3,174.04
Montoya, Diane	03-11-0187	\$	204.00			\$	204.00
Mora, Ruben	01-12-0843	\$	204.00			\$	204.00
Mora, Ruben	02-02-0156	\$	204.00			\$	204.00
Mora, Ruben	04-06-0393	\$	204.00			\$	204.00
Mora, Ruben	01-19-0462	\$	204.00			\$	204.00
O'Liney, Kimmi	02-05-0498	\$	170.00			\$	170.00
Orta, Rodney	01-06-0983	\$	204.00			\$	204.00
Orta, Rodney	01-06-0984	\$	204.00			\$	204.00
Paniagua, Cayetano	05-14-0943	\$	204.00			\$	204.00
Porter II, Howard L	01-09-1154	\$	36.00			\$	36.00
Porter II, Howard L	01-09-1154	\$	600.00	\$	45.00	\$	645.00
Puckett, Caitlin K. Bible-	04-03-1090	\$	204.00			\$	204.00
Puckett, Caitlin K. Bible-	04-03-1091	\$	204.00			\$	204.00
Reed, Elbert M	05-03-0259	\$	204.00			\$	204.00
Reeves, M A	04-11-0537	\$	1,980.00	\$	90.00	\$	2,070.00
Reeves, MA	04-11-0537	\$	1,680.00	\$	45.00	\$	1,725.00
Reyes, Arthur	04-02-0354	\$	1,514.50	\$	45.00	\$	1,559.50
Reyes, Arthur	04-02-0354	\$	1,814.50	\$	90.00	\$	1,904.50
Reyes, Arthur	04-02-0354	\$	2,039.50	\$	135.00	\$	2,174.50

Reyes, Arthur	04-02-0354	\$	2,927.88	\$	180.00	\$	3,107.88
Reyes, Arthur	04-02-0354	\$	3,368.88	\$	225.00	\$	3,593.88
Reyes, Arthur	04-02-0354	\$	4,828.81	\$	270.00	\$	5,098.81
Reyes, Jorge	05-27-1527	\$	204.00			\$	204.00
Romano, Frank M	04-02-0355	\$	219.00			\$	219.00
Sager, Debra Lynn	05-19-1172	\$	204.00			\$	204.00
Sanchez, Erich	04-09-1232	\$	180.00			\$	180.00
Sanchez, Erich	04-09-1232	\$	837.00	\$	45.00	\$	882.00
Sedano, Yolanda E V	04-02-0314	\$	509.00			\$	509.00
Sedano, Yolanda E V	04-02-0314	\$	1,702.85	\$	45.00	\$	1,747.85
Sterler, Robert	04-08-1343	\$	60.00			\$	60.00
Sterler, Robert	04-08-1343	\$	100.00	\$	45.00	\$	145.00
Sterler, Robert	04-08-1343	\$	958.00	\$	90.00	\$	1,048.00
Sterler, Robert	04-08-1343	\$	1,615.00	\$	135.00	\$	1,750.00
Teague, Alma	05-27-1533	\$	60.00			\$	60.00
Timerman, Kenneth	02-16-1566	\$	219.00			\$	219.00
Timerman, Kenneth	02-16-1567	\$	219.00			\$	219.00
Torres, Jr, Jamie	03-21-0480	\$	204.00			\$	204.00
Torres, Yolanda	04-13-0803	\$	204.00			\$	204.00
Trujillo, Courtney	05-14-0995	\$	204.00			\$	204.00
Trujillo, Courtney	05-14-0996	\$	204.00			\$	204.00
Wade, B E	05-02-0108	\$	302.00			\$	302.00
Wallace, Billy C	02-09-0909	\$	204.00			\$	204.00
Watts, Lowell P	04-14-0903	\$	765.00	\$	45.00	\$	810.00
Watts, Lowell P	04-14-0903	\$	990.00	\$	90.00	\$	1,080.00
Watts, Lowell P	04-14-0903	\$	1,215.00	\$	135.00	\$	1,350.00
Watts, Lowell P	04-14-0903	\$	2,159.70	\$	180.00	\$	2,339.70
Watts, Lowell P	04-14-0903	\$	2,465.70	\$	225.00	\$	2,690.70
Watts, Lowell P	04-14-0903	\$	3,272.70	\$	270.00	\$	3,542.70
Weaver, Benjamin	04-09-1173	\$	204.00			\$	204.00
West, Zachery	05-03-0159	\$	204.00			\$	204.00
West, Zachery	05-03-0159	\$	204.00	\$	45.00	\$	249.00
Williams, Billy	05-18-1110	\$	1,500.00	\$	45.00	\$	1,545.00
Williams, Billy	05-27-1565	\$	1,500.00	\$	45.00	\$	1,545.00
Williams, Billy C	05-18-1110	\$	1,800.00	\$	90.00	\$	1,890.00
Williams, Billy C	05-18-1110	\$	2,025.00	\$	135.00	\$	2,160.00
Williams, Billy C	05-18-1110	\$	2,508.00	\$	180.00	\$	2,688.00
Williams, Billy C	05-18-1110	\$	2,949.00	\$	225.00	\$	3,174.00
Williams, Billy C	05-18-1110	\$	4,345.95	\$	270.00	\$	4,615.95
Williams, Billy C	05-27-1565	\$	1,800.00	\$	90.00	\$	1,890.00
Williams, Billy C	05-27-1565	\$	2,025.00	\$	135.00	\$	2,160.00
Williams, Billy C	05-27-1565	\$	2,508.00	\$	180.00	\$	2,688.00
Williams, Billy C	05-27-1565	\$	2,949.00	\$	225.00	\$	3,174.00
Williams, Billy C	05-27-1565	\$	4,345.95	\$	270.00	\$	4,615.95

Totals		\$	142,080.32	\$	8,685.00	\$	150,765.32
---------------	--	----	-------------------	----	-----------------	----	-------------------

Lien List Recap for May 2022

Total Amount of Liens Released	\$ 142,080.32
Road Assessments Paid	\$ 63,408.92
Standby Assessments Paid	\$ 1,278.44
Attorney Fees	\$ 3,739.58
Total actually collected	\$ 68,426.94
Total Write offs	\$ 4,736.85

Note: The reason the amount collected is lower than the amount released is because the report must show a release amount for each lien filed. The accounts were paid in full.

Agenda Item # 9

Resolution
Designating the
Authorized
Signatories

CERTIFICATE FOR RESOLUTION

THE STATE OF TEXAS

COUNTY OF BASTROP

BASTROP COUNTY WATER CONTROL AND IMPROVEMENT DISTRICT NO. 2

§
§
§
§
§

We, the undersigned officers of the Board of Directors of Bastrop County Water Control and Improvement District No. 2 (the "District") hereby certify as follows:

1. The Board of Directors of the District convened in a regular session on the 26th day of May 2022, at the Board's regular meeting place, and the roll was called of the duly constituted members of the Board, to wit:

- Mary Beth O'Hanlon
- Scott Ferguson
- Ronald Whipple
- Butch Carmack
- Michele Plummer

and all of said persons were present except _____, thus constituting a quorum.

Whereupon, among other business, the following was transacted at the meeting: a written

RESOLUTION OF THE BOARD OF DIRECTORS DESIGNATING THE AUTHORIZED SIGNATORIES FOR ALL DISTRICT FINANCIAL TRANSACTIONS WITH AUTHORIZED BANKS AND OTHER FINANCIAL INSTITUTIONS IN ORDER TO EXECUTE NECESSARY FINANCIAL TRANSACTIONS TO CONDUCT THE DISTRICT'S FINANCIAL AFFAIRS; AND PROVIDING AN EFFECTIVE DATE

was introduced for the consideration by the Board. It was then duly moved and seconded that the RESOLUTION be adopted; and, after due discussion, the motion, carrying with it the adoption of the ORDER was duly passed and adopted by the Board by the following vote:

_____ "For" _____ "Against" _____ Abstained

2. That a true, full and correct copy of the aforesaid ORDER adopted at the meeting described in the above and foregoing paragraph is attached to and follows this certificate; the RESOLUTION has been duly recorded in the Board's minutes of the meeting; that the persons named in the above and foregoing paragraph are the duly chosen, qualified and acting officers and members of the Board as indicated therein; that each of the officers and members consented, in advance, to the holding of the meeting for such

purpose; that the meeting was open to the public as required by law; and that public notice of the time, place and subject of the meeting was given as required by Chapter 551, Texas Government Code, and Section 49.063, Texas Water Code.

EXECUTED AND SEALED this the 26th day of May 2022.

Secretary, Board of Directors

President, Board of Directors

BASTROP COUNTY WATER CONTROL AND IMPROVEMENT DISTRICT NO. 2

**RESOLUTION OF THE BOARD OF DIRECTORS DESIGNATING THE
AUTHORIZED SIGNATORIES FOR ALL DISTRICT FINANCIAL
TRANSACTIONS WITH AUTHORIZED BANKS AND OTHER FINANCIAL
INSTITUTIONS IN ORDER TO EXECUTE NECESSARY FINANCIAL
TRANSACTIONS TO CONDUCT THE DISTRICT'S FINANCIAL AFFAIRS;
AND PROVIDING AN EFFECTIVE DATE**

WHEREAS, Bastrop County Water Control & Improvement District No. 2 (the "District") is a political subdivision of the State of Texas, operating under the laws of the State of Texas, including without limitation Chapters 49 and 51 of the Texas Water Code; and

WHEREAS, on May 7, 2022, Michele Plummer was declared the duly elected Director for Place 4 on the Board of Directors of the District replacing Samuel Kier; and

WHEREAS, due to these changes on the Board of Directors of the District and staff changes, the need exists for changes in the persons authorized to sign checks, warrants, deposits, and transfers; and

WHEREAS, it is now necessary for the District to designate individuals as authorized signatories for all District financial transactions with authorized banks and other financial institutions;

NOW, THEREFORE, BE IT RESOLVED BY THE BOARD OF DIRECTORS OF BASTROP COUNTY WATER CONTROL & IMPROVEMENT DISTRICT NO. 2 THAT:

1. The above recitals are true and correct and are incorporated into this Resolution for all purposes.
2. The authority granted to Samuel Kier to act as signatories for all District financial transactions with authorized banks and other financial institutions is hereby RESCINDED.
3. The authority granted to Samuel Kier to execute signature cards, vouchers, checks, drafts, certificates of deposit, loan documentation and any other associated financial documentation for any and all of the District's accounts is hereby RESCINDED.
4. Mary Beth O'Hanlon, Scott Ferguson, Butch Carmack, Ronald Whipple, and Michele Plummer Directors of the District, Alma Rodriguez, District Administrator, and Paul Hightower, General Manager are hereby declared

to be authorized signatories for the District's financial transactions with authorized banks and other financial institutions.

5. Mary Beth O'Hanlon, Scott Ferguson, Butch Carmack, Ronald Whipple, and Michele Plummer Directors of the District, Alma Rodriguez, District Administrator, and Paul Hightower, General Manager, are hereby authorized to execute signature cards, vouchers, checks, drafts, certificates of deposit, loan documentation and any other associated financial documentation for the following accounts, pursuant to the conditions set forth herein:
 - a. Any and all accounts in the District's name at FIRST NATIONAL BANK OF BASTROP, Bastrop, Texas, including, but not limited to, the following accounts:
 - i. Water Operating Checking
 - ii. Water Money Market Checking
 - iii. Annual TWDB Payment Account Checking
 - iv. Loan Account Escrow Checking
 - v. Water Annual TWDB Payment Savings
 - vi. Water Capital Improvement Savings
 - b. Any and all accounts in the District's name at ROSCOE STATE BANK, Bastrop, Texas, including, but not limited to, the following accounts and financial transactions:
 - i. Standby Operating Checking
 - ii. Road Reconstruction Operating Checking
 - iii. Road Reconstruction Money Market
 - c. Any and all accounts in the District's name at TEXPOOL, Houston, Texas, including, but not limited to, the following accounts and financial transactions:
 - i. TWDB Reserve Fund
 - ii. Water Fund
 - iii. Building Fund
 - iv. Debt Service Account
 - v. Capital Projects
 - d. Any and all accounts in the District's name at AMEGY BANK, Houston, Texas, including, but not limited to, the following accounts and financial transactions:
 - i. Escrow TWDB Loan
6. Mary Beth O'Hanlon, Scott Ferguson, Butch Carmack, Ronald Whipple, and Michele Plummer Directors of the District, Alma Rodriguez, District Administrator, and Paul Hightower, General Manager are hereby declared

to be authorized to have the right of access to any safe deposit box leased in the name of the District.

7. In accordance with Texas Water Code, §49.151, any check, draft, order or other instrument disbursing the District's money shall be signed by either the (i) General Manager (ii) the District Administrator or (iii) at least one (1) Director.
8. The signatures of the (i) General Manager (ii) the District Administrator or (iii) at least one (1) Director shall also be required to enter into and/or execute a financial transaction with any financial institution, including, but not limited to, transactions borrowing money for any District purpose or combination of purposes.
9. District staff are authorized to take any and all actions necessary to implement this resolution.
10. This Resolution shall become effective upon adoption of this Resolution.
11. If any provision, section, subsection, sentence, clause or phrase of this Resolution, or the application of same to any person or set of circumstances is for any reason held to be unconstitutional, void, invalid, or unenforceable, neither the remaining portions of this Resolution nor their application to other persons or sets of circumstances shall be affected thereby, it being the intent of the Board in adopting this Resolution that no portion hereof or provision or regulation contained herein shall become inoperative or fail by reason of any unconstitutionality, voidness, invalidity or unenforceability of any other portion hereof, and all provisions of this Resolution are declared to be severable for that purpose.
12. This Resolution shall be cumulative of all provisions of the orders and resolutions of the Bastrop County Water Control and Improvement District No. 2. All provisions of the orders and resolutions of the Bastrop County Water Control and Improvement District No. 2 in conflict with this resolution by the same are hereby repealed and all other provisions of the orders and resolutions of the District not in conflict with the provisions of this resolution shall remain in full force and effect.
13. It is further found and determined that notice of the date, place, and subject of this meeting was posted in accordance with the terms and provisions of the Texas Government Code, Chapter 551 at least 72 hours preceding the scheduled time of this meeting and that the District has complied with the terms and provisions of said Chapter 551 of the Texas Government Code.

PASSED, APPROVED and EXECUTED this 26th day of May 2022.

President, Board of Directors

ATTEST:

Secretary, Board of Directors

Agenda

Item # 10

General Manager's Report

BOARD OF DIRECTORS
BASTROP COUNTY WCID NO. 2

General Manager's Update
May 26, 2022

10a. Status of TTHM compliance:

Carbon was delivered and installed this past Tuesday the 24th. Training & start-up is set to take place on Thursday May 26th. After this, it will officially be put online and running.

10b. Update on District water plants and lift stations:

No major updates. We have now narrowed down to 3 SCADA companies and are having meetings with them for final workups.

10c. W/WW Maintenance & Capital Improvements update:

Neptune Meters project: Installation is about complete. They are in the 95% completion area and expect to be done by months end for installs. The systems are catching up between Incode and installs, so by time a few errors are fixed, we hope to be fully online in June sometime with the Neptune system.

10d. Roads maintenance & improvement projects update:

21/22 Roads: No updates currently. Crews have started on several groups.

BOARD OF DIRECTORS
BASTROP COUNTY WCID NO. 2

22/23 Roads: Survey crews are ready and Befco has a proposal below for our review & approval.

10e. Employee update:

We had two more employees turn in resignations this month. One went back to work for a previous employer and the other. ft for health reasons. We have all positions advertised and have conducted a couple of interviews so far.

10f. General Office Update:

No major updates this month.

Addendum Item to mention: We have spoken in the past about our properties and how we could possibly help the ESD Fire District, to get a station more in the Tahitian area. I know that Butch, Mary Beth, and I have loosely discussed it, but it is time to make it official. The Proposition passed with the ESD recently and they need to build a station out here somewhere. They were looking at buying the building next to us but found out recently that the city is not going to sale them the building, nor are they going to fill it. So, at some point in the near future, we will not have any active fire coverage other then waiting for them to drive here. I have looked at sites with Josh Gill, the ESD chief and it is looking like there is plenty of room at our McAllister station to make this happen. It is also a convenient site for access to 71 and Tahitian for them, which will also help reduce property taxes by reducing response time since it. It will be a 24/7 manned station. So, we can make this an item next month for discussion. I can also invite Josh to speak to the Board if you so wish.

Agenda

Item # 11

Financial Reports

BASTROP WCID #2

Financial Report

April 30, 2022



BASTROP WCID #2

Financial Statements

(Unaudited)

April 30, 2022

BASTROP COUNTY WATER CONTROL & IMPROVEMENT DISTRICT NO. 2

Balance Sheet

April 30, 2022

Account Description	Standby Fund	Road Fund	Debt Service Fund	Capital Projects Fund	Water / Wastewater Fund	Total
Assets						
Current Assets						
Cash - Checking Account	\$ 103,185	\$ 434,612	\$ -	\$ 207,389	\$ 241,577	\$ 986,763
Cash On Hand/Petty Cash	-	-	-	-	215	215
Cash Drawer	-	-	-	-	281	281
Accounts Receivable	482,310	1,593,726	-	-	47,146	2,123,182
Allow -Doubtful Accounts	(494,398)	(1,770,139)	-	-	(14,591)	(2,279,128)
FEMA Receivable	-	231,465	-	-	23,500	254,965
Deferred Outflow - Retirement	-	-	-	-	55,581	55,581
Due From Other Funds	-	-	706,652	-	-	706,652
Investments:						
Money Market Account	-	815,963	1,208,071	5,935,636	2,457,757	10,417,427
Utility Deposits	-	-	-	-	920	920
Total Current Assets	91,097	1,305,627	1,914,723	6,143,025	2,812,386	12,266,858
Noncurrent Assets						
Fixed Assets						
Land	-	-	-	-	100,029	100,029
Bldgs & Equipment	-	-	-	-	13,701,361	13,701,361
Accumulated Depreciation	-	-	-	-	(7,724,129)	(7,724,129)
Total Noncurrent Assets	-	-	-	-	6,077,261	6,077,261
Total Assets	\$ 91,097	\$ 1,305,627	\$ 1,914,723	\$ 6,143,025	\$ 8,889,647	\$ 18,344,119

BASTROP COUNTY WATER CONTROL & IMPROVEMENT DISTRICT NO. 2

Balance Sheet

April 30, 2022

<u>Account Description</u>	<u>Standby Fund</u>	<u>Road Fund</u>	<u>Debt Service Fund</u>	<u>Capital Projects Fund</u>	<u>Water / Wastewater Fund</u>	<u>Total</u>
<u>Liabilities</u>						
Current Liabilities						
Accounts Payable	\$ 1,300	\$ 21,879	\$ -	\$ -	\$ 96,561	\$ 119,740
TCEQ Payable	-	-	-	-	3,742	3,742
Groundwater Assessments Pay	-	-	-	-	79	79
Equipment Lease Payable	-	-	-	-	31,198	31,198
Accrued Payroll	-	-	-	-	7,008	7,008
FSA Employee Flexible Spending	-	-	-	-	19,706	19,706
Retirement Plan	-	-	-	-	2,109	2,109
Deposits	-	-	-	-	293,950	293,950
FEMA Payments Deferred Revenue	-	231,465	-	-	23,500	254,965
Bonds Payable - Series 2021	-	-	-	-	6,775,000	6,775,000
Bonds Payable-TWDB	-	-	-	-	4,790,000	4,790,000
Due To Other Funds	354	142,543	-	535,200	28,244	706,341
Total Current Liabilities	1,654	395,887	-	535,200	12,071,097	13,003,838
Total Liabilities	1,654	395,887	-	535,200	12,071,097	13,003,838
<u>Fund Balances</u>						
Restricted for:						
Capital Projects	-	-	-	5,607,825	-	5,607,825
Unassigned:	89,443	909,740	1,914,723	-	-	2,913,906
Unrestricted/Unreserved	-	-	-	-	(3,181,450)	\$ (3,181,450)
Total Fund Balances	89,443	909,740	1,914,723	5,607,825	(3,181,450)	5,340,281
Total Liabilities & Fund Balances	\$ 91,097	\$ 1,305,627	\$ 1,914,723	\$ 6,143,025	\$ 8,889,647	\$ 18,344,119

BASTROP COUNTY WATER CONTROL & IMPROVEMENT DISTRICT NO. 2
Statement of Revenues, Expenditures and Changes in Fund Balances (Actual vs. Budget)
Standby Fund

For the Period Ending April 30, 2022

(33.3% Yr Complete)

Description	Current Month			Year-to-Date			Adopted Budget
	Actual	Budget	Variance Fav (Unfav)	Actual	Budget	Variance Fav (Unfav)	
Revenues							
Pine Forest Standby	\$ -	\$ 417	\$ (417)	\$ -	\$ 1,667	\$ (1,667)	\$ 5,000
TV Standby	900	417	483	2,040	1,667	373	5,000
Late Fees	195	-	195	750	-	750	-
Lien Fees	135	-	135	135	-	135	-
Filing Fees	408	-	408	408	-	408	-
Attorney Fees	95	-	95	95	-	95	-
Total Revenues	1,733	833	900	3,428	3,333	95	10,000
Expenditures							
Administration							
Legal Fees	-	42	42	-	167	167	500
Accounting Services	12	167	154	354	667	313	2,000
Auditing Services	1,300	208	(1,092)	1,300	833	(467)	2,500
Admin Allocation	-	417	417	-	1,667	1,667	5,000
Total Administration	1,312	833	(479)	1,654	3,333	1,680	10,000
Total Expenditures	1,312	833	(479)	1,654	3,333	1,680	10,000
Revenues over (under) Expenditures	\$ 421	\$ -	\$ 421	1,774	\$ -	\$ 1,774	\$ -
Fund balance as of Jan 01, 2022				87,669			
Fund Balance as of Apr 30, 2022				<u>\$ 89,444</u>			

BASTROP COUNTY WATER CONTROL & IMPROVEMENT DISTRICT NO. 2
Statement of Revenues and Expenditures (Actual vs. Budget)
Road Fund - Maintenance
For the Period Ending April 30, 2022

(33.3% Yr Complete)

Description	Current Month			Year-to-Date			Adopted Budget
	Actual	Budget	Variance Fav (Unfav)	Actual	Budget	Variance Fav (Unfav)	
Revenues							
Transfer from Road Construction	\$ 27,083	\$ 27,083	\$ -	\$ 108,333	\$ 108,333	\$ -	\$ 325,000
FEMA Grants	-	7,333	(7,333)	-	29,333	(29,333)	88,000
Total Revenues	27,083	34,417	(7,333)	108,333	137,667	(29,333)	413,000
Expenditures							
Road Maintenance							
Salary Allocations	15,040	8,333	(6,707)	61,191	33,333	(27,858)	100,000
Workers' Compensation	-	42	42	993	167	(826)	500
ProfServ-Engineering	-	1,667	1,667	-	6,667	6,667	20,000
Legal Fees	-	167	167	-	667	667	2,000
Accounting Services	12	167	154	354	667	313	2,000
Auditing Services	1,300	333	(967)	1,300	1,333	33	4,000
Contractual Labor	-	2,083	2,083	-	8,333	8,333	25,000
Equipment Rental	15,500	2,083	(13,417)	15,500	8,333	(7,167)	25,000
R&M-Equipment	625	417	(208)	2,154	1,667	(487)	5,000
R&M-Vehicles	607	417	(190)	5,322	1,667	(3,655)	5,000
Repairs & Maintenance	-	1,667	1,667	115	6,667	6,552	20,000
Materials-Hauling	1,237	1,250	14	2,622	5,000	2,378	15,000
Repairs-Contracted	-	4,167	4,167	-	16,667	16,667	50,000
Misc-Licenses & Permits	-	208	208	529	833	305	2,500
Op Supplies - Uniforms	-	-	-	173	-	(173)	-
Small Equipment/Hand Tools	-	83	83	-	333	333	1,000
Safety Supplies	109	417	307	109	1,667	1,557	5,000
Materials	3,992	10,417	6,425	11,697	41,667	29,969	125,000
Total Road Maintenance	38,422	33,917	(4,506)	102,059	135,667	33,608	407,000
Road Maintenance - Capital Outlay							
Capital Outlay	13,800	833	(12,967)	13,800	3,333	(10,467)	10,000
Total RM Capital Outlay	13,800	833	(12,967)	13,800	3,333	(10,467)	10,000
Total Expenditures	52,222	34,750	(17,472)	115,859	139,000	23,141	417,000
Revenues over (under) Expenditures	\$ (25,139)	\$ (333)	\$ 10,139	(7,525)	\$ (1,333)	\$ (52,475)	\$ (4,000)

BASTROP COUNTY WATER CONTROL & IMPROVEMENT DISTRICT NO. 2
Statement of Revenues and Expenditures (Actual vs. Budget)
Road Fund - Construction
For the Period Ending April 30, 2022

(33.3% Yr Complete)

Description	Current Month			Year-to-Date			Adopted Budget
	Actual	Budget	Variance Fav (Unfav)	Actual	Budget	Variance Fav (Unfav)	
Revenues							
Assessments	\$ 88,606	\$ 104,167	\$ (15,561)	\$ 554,511	\$ 416,667	\$ 137,844	\$ 1,250,000
Assessments-Prior to 97	2,273	2,083	190	15,765	8,333	7,432	25,000
Late Fees	3,653	2,083	1,569	21,296	8,333	12,963	25,000
Late Fee- Prior	-	125	(125)	2,520	500	2,020	1,500
Lien Fees	3,701	2,083	1,617	23,840	8,333	15,506	25,000
Returned Check Fee	-	3	(3)	-	13	(13)	40
Filing Fees	348	250	98	548	1,000	(452)	3,000
Attorney Fees	2,575	2,083	492	14,329	8,333	5,996	25,000
Driveway Fees	570	292	278	890	1,167	(277)	3,500
Deed Admin Fee	-	2,083	(2,083)	-	8,333	(8,333)	25,000
Interest - Investments	201	83	118	727	333	394	1,000
Allocation to Maintenance Fund	(27,083)	(27,083)	-	(108,333)	(108,333)	-	(325,000)
Total Revenues	74,843	88,253	(13,410)	526,093	353,013	173,080	1,059,040

Expenditures

Road Construction

Salary Allocations	6,491	10,417	3,926	26,261	41,667	15,406	125,000
Workers' Compensation	-	750	750	1,655	3,000	1,345	9,000
ProfServ-Engineering	-	14,583	14,583	25,420	58,333	32,913	175,000
ProfServ-Other	-	83	83	-	333	333	1,000
Attorney Fees (County)	2,575	2,500	(75)	14,329	10,000	(4,329)	30,000
Attorney Fees Written Off	-	1,250	1,250	-	5,000	5,000	15,000
Legal Fees	-	2,500	2,500	390	10,000	9,610	30,000
Accounting Services	67	917	849	1,946	3,667	1,721	11,000
Office Supplies	-	-	-	183	-	(183)	-
Auditing Services	5,720	833	(4,887)	5,720	3,333	(2,387)	10,000
Maint Agreement-Incode	-	833	833	-	3,333	3,333	10,000
Postage and Freight	-	667	667	6,846	2,667	(4,179)	8,000
Equipment Rental	-	125	125	-	500	500	1,500
Repairs & Maintenance	-	42	42	-	167	167	500
Miscellaneous Services	-	417	417	140	1,667	1,527	5,000
Misc-Property Taxes	-	125	125	-	500	500	1,500
Misc-Bad Debt	-	3,750	3,750	-	15,000	15,000	45,000
Misc-Credit Card Fees	1,220	1,000	(220)	7,578	4,000	(3,578)	12,000
Admin Allocation	9,108	6,409	(2,700)	57,466	25,635	(31,831)	76,904
Lien Fees Written Off	-	417	417	-	1,667	1,667	5,000
Damage Claim	-	4	4	-	17	17	50
Filing Fees	720	417	(304)	1,507	1,667	159	5,000
Road Fees Written Off	-	2,083	2,083	-	8,333	8,333	25,000
Road Late Fees Written Off	-	417	417	-	1,667	1,667	5,000
Road Prior Written Off	-	1,250	1,250	-	5,000	5,000	15,000
Total Road Construction	25,902	51,788	25,886	149,440	207,151	57,711	621,454

BASTROP COUNTY WATER CONTROL & IMPROVEMENT DISTRICT NO. 2

Statement of Revenues and Expenditures (Actual vs. Budget)

Road Fund - Construction

For the Period Ending April 30, 2022

(33.3% Yr Complete)

Description	Current Month			Year-to-Date			Adopted Budget
	Actual	Budget	Variance Fav (Unfav)	Actual	Budget	Variance Fav (Unfav)	
Road Construction - Capital Outlay							
Capital Outlay	92,921	44,750	(48,171)	193,089	179,000	(14,089)	537,000
Total RC Capital Outlay	92,921	44,750	(48,171)	193,089	179,000	(14,089)	537,000
Total Expenditures	118,823	96,538	(22,285)	342,530	386,151	43,622	1,158,454
Revenues over (under)							
Expenditures	\$ (43,980)	\$ (8,285)	\$ 8,875	183,563	\$ (33,138)	\$ 129,458	\$ (99,414)

BASTROP COUNTY WATER CONTROL & IMPROVEMENT DISTRICT NO. 2
Statement of Revenues and Expenses (Actual vs. Budget)
Water/Wastewater Fund - Water Services
For the Period Ending April 30, 2022

(33.3% Yr Complete)

Description	Current Month			Year-to-Date			Adopted Budget
	Actual	Budget	Variance Fav (Unfav)	Actual	Budget	Variance Fav (Unfav)	
Revenues							
Irrigation-Usage	\$ -	\$ 25	\$ (25)	\$ 60	\$ 100	\$ (40)	\$ 300
Water Late Charge Income	-	1,458	(1,458)	-	5,833	(5,833)	17,500
Water Line Bore	2,750	2,500	250	12,300	10,000	2,300	30,000
Capital Reserve Fee	17,825	-	17,825	70,888	-	70,888	-
Copies & Faxes	-	4	(4)	0	17	(16)	50
Interest-Bond	-	4,167	(4,167)	-	16,667	(16,667)	50,000
Maps Sold	-	21	(21)	25	83	(58)	250
Office Rents	-	600	(600)	825	2,400	(1,575)	7,200
Pools Fees	75	25	50	130	100	30	300
Reconnect Fee	-	833	(833)	-	3,333	(3,333)	10,000
TV Tap Fees	45,500	21,667	23,833	150,500	86,667	63,833	260,000
TV Water Sales	121,695	165,833	(44,138)	468,917	663,333	(194,416)	1,990,000
Interest - Investments	15	1,250	(1,235)	122	5,000	(4,878)	15,000
Other Miscellaneous Revenues	-	5,417	(5,417)	-	21,667	(21,667)	65,000
Total Revenues	187,860	203,800	(15,940)	703,768	815,200	(111,432)	2,445,600
Expenses							
Payroll and Taxes							
Salaries	52,698	64,583	11,885	204,859	258,333	53,475	775,000
Holidays	2,985	4,042	1,056	14,927	16,167	1,239	48,500
Annual Leave	2,843	2,083	(759)	7,356	8,333	977	25,000
Sick	1,124	1,667	543	6,526	6,667	140	20,000
Over Time	136	2,083	1,947	4,892	8,333	3,441	25,000
On Call Pay	1,596	2,917	1,320	9,486	11,667	2,181	35,000
Double Time	-	833	833	308	3,333	3,025	10,000
Personal Time	-	271	271	-	1,083	1,083	3,250
Bereavement	-	-	-	442	-	(442)	-
Longevity Pay	-	958	958	-	3,833	3,833	11,500
FICA Taxes	4,486	5,629	1,143	18,185	22,518	4,332	67,553
FUTA	16	83	68	646	333	(313)	1,000
SUI	190	333	143	3,800	1,333	(2,467)	4,000
Total Payroll and Taxes	66,074	85,484	19,410	271,428	341,934	70,506	1,025,803

BASTROP COUNTY WATER CONTROL & IMPROVEMENT DISTRICT NO. 2
Statement of Revenues and Expenses (Actual vs. Budget)
Water/Wastewater Fund - Water Services

For the Period Ending April 30, 2022

(33.3% Yr Complete)

Description	Current Month			Year-to-Date			Adopted Budget
	Actual	Budget	Variance Fav (Unfav)	Actual	Budget	Variance Fav (Unfav)	
<u>Benefits and Insurance</u>							
Retirement-Life	6,485	5,417	(1,068)	29,596	21,667	(7,929)	65,000
Health Insurance - Other	-	125	125	-	500	500	1,500
Insurance-Dental	665	750	85	2,251	3,000	749	9,000
Insurance-FSA	178	417	238	844	1,667	822	5,000
Insurance-Life	746	708	(38)	4,994	2,833	(2,160)	8,500
Insurance-Medical	20,631	13,333	(7,297)	87,439	53,333	(34,106)	160,000
Insurance-Vision	166	292	126	1,032	1,167	134	3,500
Medical	-	83	83	8,175	333	(7,842)	1,000
Wellness Program	20	83	63	80	333	253	1,000
Workers' Compensation	-	333	333	1,986	1,333	(653)	4,000
Total Benefits and Insurance	28,890	21,542	(7,349)	136,397	86,167	(50,231)	258,500
<u>Other Administrative Costs</u>							
ProfServ-Engineering	7,795	2,083	(5,712)	13,433	8,333	(5,099)	25,000
ProfServ- Answering Service	230	250	20	940	1,000	60	3,000
Payroll - Processing Fee	248	400	152	1,128	1,600	472	4,800
Cleaning-Office	-	208	208	400	833	433	2,500
Pest Control	-	25	25	-	100	100	300
Legal Fees	1,800	1,250	(550)	6,210	5,000	(1,210)	15,000
Accounting Services	123	1,667	1,544	3,539	6,667	3,128	20,000
Auditing Services	9,360	1,250	(8,110)	9,360	5,000	(4,360)	15,000
Security Agreement	-	208	208	641	833	193	2,500
Maint Agreement-Incode	65	2,917	2,852	4,306	11,667	7,361	35,000
Insurance - Property	-	458	458	-	1,833	1,833	5,500
Insurance - General Liability	-	75	75	-	300	300	900
Insurance - Vehicle	-	142	142	-	567	567	1,700
Insurance-E&O	-	42	42	-	167	167	500
Insurance- Wells	-	458	458	-	1,833	1,833	5,500
Insurance-Bonding	175	88	(87)	225	354	129	1,061
Insurance-Misc	-	17	17	-	67	67	200

BASTROP COUNTY WATER CONTROL & IMPROVEMENT DISTRICT NO. 2

Statement of Revenues and Expenses (Actual vs. Budget)

Water/Wastewater Fund - Water Services

For the Period Ending April 30, 2022

(33.3% Yr Complete)

Description	Current Month			Year-to-Date			Adopted Budget
	Actual	Budget	Variance Fav (Unfav)	Actual	Budget	Variance Fav (Unfav)	
Water-Office Bldg	430	167	(263)	907	667	(240)	2,000
Office Leasing	5,323	708	(4,615)	11,786	2,833	(8,953)	8,500
Travel-Air	692	42	(650)	1,352	167	(1,185)	500
Travel-Lodging	406	208	(198)	406	833	427	2,500
Travel-Meals	291	208	(83)	497	833	337	2,500
Travel-Rental Car	-	21	21	90	83	(7)	250
Communication - Telephone	843	667	(176)	3,589	2,667	(922)	8,000
Electricity-Office Bldg	-	500	500	604	2,000	1,396	6,000
Postage and Freight	-	1,250	1,250	714	5,000	4,286	15,000
Communication/Radios	-	417	417	2,641	1,667	(974)	5,000
Fax	-	8	8	-	33	33	100
Office Supplies	1,674	417	(1,257)	2,720	1,667	(1,053)	5,000
Printing	-	833	833	144	3,333	3,189	10,000
Advertising	-	42	42	-	167	167	500
Internet Services	141	250	109	1,724	1,000	(724)	3,000
Misc-Licenses & Permits	-	100	100	-	400	400	1,200
Misc-Credit Card Fees	2,999	3,750	751	16,951	15,000	(1,951)	45,000
Bank Fees	30	42	12	120	167	47	500
Misc-Late Fees	4	125	121	360	500	140	1,500
Mileage Reimbursement	94	167	72	377	667	289	2,000
Vehicle Usage	-	167	167	-	667	667	2,000
Pre-Employment Screening	-	83	83	165	333	168	1,000
Public Notice	-	250	250	492	1,000	508	3,000
Dues, Licenses, Subscriptions	21	83	62	2,450	333	(2,117)	1,000
Computer Supplies/Equipment	-	417	417	12,373	1,667	(10,706)	5,000
Computer Expenses	3,528	1,250	(2,278)	7,118	5,000	(2,118)	15,000
Office Equip Lease	-	1,250	1,250	569	5,000	4,431	15,000
Janitorial Supplies	-	17	17	-	67	67	200
Misc. Office	1,144	250	(894)	2,573	1,000	(1,573)	3,000
Election Costs	-	250	250	-	1,000	1,000	3,000
Education / Training	880	417	(463)	4,921	1,667	(3,255)	5,000
Total Other Administrative	38,296	25,893	(12,403)	115,824	103,570	(12,253)	310,711

BASTROP COUNTY WATER CONTROL & IMPROVEMENT DISTRICT NO. 2
Statement of Revenues and Expenses (Actual vs. Budget)
Water/Wastewater Fund - Water Services
For the Period Ending April 30, 2022

(33.3% Yr Complete)

Description	Current Month			Year-to-Date			Adopted Budget
	Actual	Budget	Variance Fav (Unfav)	Actual	Budget	Variance Fav (Unfav)	
Operations							
Yard Maintenance-Mowing	2,200	500	(1,700)	5,750	2,000	(3,750)	6,000
Labor-Service Lines & Tap	6,250	2,083	(4,167)	29,750	8,333	(21,417)	25,000
Fuel, Gasoline and Oil	2,407	2,917	510	8,477	11,667	3,190	35,000
Electricity - Lift station	-	42	42	-	167	167	500
Garbage Removal	240	100	(140)	1,572	400	(1,172)	1,200
Electricity - Wells	-	4,167	4,167	11,021	16,667	5,646	50,000
Electricity-Maint Bldg	-	292	292	1,002	1,167	165	3,500
Water-Maint Bldg	372	167	(206)	793	667	(126)	2,000
Cleaning-Maint. Building	-	250	250	400	1,000	600	3,000
Equipment Rental	-	417	417	2,133	1,667	(466)	5,000
R&M-Equipment	1,015	833	(181)	2,445	3,333	888	10,000
R&M-Well Maintenance	4,073	3,333	(740)	6,061	13,333	7,272	40,000
R&M-Vehicles	786	625	(161)	6,059	2,500	(3,559)	7,500
Repairs & Maintenance	1,698	2,083	386	13,584	8,333	(5,251)	25,000
Repairs-Contracted	-	125	125	-	500	500	1,500
Contract Labor	-	417	417	-	1,667	1,667	5,000
R&M-Backflow Inspection	375	42	(333)	375	167	(208)	500
Building Maintenance & Repairs	-	1,250	1,250	1,038	5,000	3,962	15,000
Water Quality Testing	-	208	208	990	833	(157)	2,500
Water Samples	670	833	163	1,817	3,333	1,516	10,000
Water Well Admin Service Fee	-	25	25	-	100	100	300
Damage Claim	-	417	417	8,724	1,667	(7,057)	5,000
Filing Fees	-	42	42	-	167	167	500
Meter Testing	-	21	21	-	83	83	250
License	-	208	208	-	833	833	2,500
Op Supplies - Hand tools	436	417	(19)	2,343	1,667	(676)	5,000
Op Supplies - Uniforms	289	833	544	3,056	3,333	278	10,000
Meters & Supplies	7,712	-	(7,712)	14,941	-	(14,941)	-
Chemicals-Chlorine	2,408	2,083	(325)	6,314	8,333	2,020	25,000
Safety Supplies	195	625	430	531	2,500	1,970	7,500
Small Equipment Purchases	-	333	333	-	1,333	1,333	4,000
Materials	6,994	6,250	(744)	15,778	25,000	9,222	75,000
Miscellaneous Services	-	833	833	5	3,333	3,328	10,000
Depreciation Expense	22,917	22,917	0	91,667	91,667	0	275,000
Total Operations	61,036	55,688	(5,348)	236,626	222,750	(13,876)	668,250
Allocations							
Salary Allocations to WW	(9,321)	(10,417)	(1,095)	(37,564)	(41,667)	(4,103)	(125,000)
Admin Allocation	(9,108)	(5,575)	3,533	(57,466)	(22,301)	35,165	(66,904)
PPE Allocations	(21,531)	(18,750)	2,781	(87,451)	(75,000)	12,451	(225,000)
Total Allocations	(39,961)	(34,742)	5,219	(182,481)	(138,968)	43,513	(416,904)
Total Expenses	154,335	153,863	(471)	577,793	615,453	37,660	1,846,360

BASTROP COUNTY WATER CONTROL & IMPROVEMENT DISTRICT NO. 2
Statement of Revenues and Expenses (Actual vs. Budget)
Water/Wastewater Fund - Water Services
For the Period Ending April 30, 2022

(33.3% Yr Complete)

Description	Current Month			Year-to-Date			Adopted Budget
	Actual	Budget	Variance Fav (Unfav)	Actual	Budget	Variance Fav (Unfav)	
Net Ordinary Income	33,525	49,937	(16,411)	125,975	199,747	(73,772)	599,240
Debt Service							
Interest Expense	-	12,500	12,500	-	50,000	50,000	150,000
Total Debt Service	-	12,500	12,500	-	50,000	50,000	150,000
Capital Outlay/Projects							
Cap Outlay - Equipment	398	3,750	3,352	57,456	15,000	(42,456)	45,000
Line Extension	-	2,083	2,083	19,000	8,333	(10,667)	25,000
Water Tank Main	-	7,500	7,500	-	30,000	30,000	90,000
Water Well Cap Improv	-	5,000	5,000	119,482	20,000	(99,482)	60,000
Meter System Replacement	7,202	-	(7,202)	7,202	-	(7,202)	-
Buildings Capital	6,453	6,250	(203)	114,414	25,000	(89,414)	75,000
Total Capital Outlay/Projects	14,053	24,583	10,530	317,554	98,333	(219,221)	295,000
Transfers							
Transfer Out - Debt Service	52,997	-	(52,997)	211,987	-	(211,987)	-
Total Transfers	52,997	-	(52,997)	211,987	-	(211,987)	-
Net Income	\$ 19,472	\$ 12,853	\$ (39,442)	(191,579)	51,413	95,449	154,240

BASTROP COUNTY WATER CONTROL & IMPROVEMENT DISTRICT NO. 2
Statement of Revenues and Expenses (Actual vs. Budget)
Water/Wastewater Fund - Wastewater Services
For the Period Ending April 30, 2022

(33.3% Yr Complete)

Description	Current Month			Year-to-Date			Adopted Budget
	Actual	Budget	Variance Fav (Unfav)	Actual	Budget	Variance Fav (Unfav)	
Revenues							
Wastewater Fees	\$ 64,231	\$ 76,250	\$ (12,019)	\$ 255,468	\$ 305,000	\$ (49,532)	\$ 915,000
Wastewater Tap Fees	9,500	27,500	(18,000)	123,162	110,000	13,162	330,000
Wastewater Bore	1,250	833	417	5,750	3,333	2,417	10,000
Commercial Fees	2,949	3,333	(384)	12,650	13,333	(683)	40,000
Debt Service Reserve Fee	13,675	-	13,675	54,469	-	54,469	-
Interest - Investments	560	417	143	1,011	1,667	(656)	5,000
Interest - Reserves	-	25	(25)	-	100	(100)	300
Total Revenues	92,165	108,358	(16,193)	452,510	433,433	19,076	1,300,300
Expenses							
Administration							
Salary Allocations	9,321	10,417	1,095	37,564	41,667	4,103	125,000
Medical	-	83	83	-	333	333	1,000
Workers' Compensation	-	625	625	1,986	2,500	514	7,500
ProfServ-Engineering	-	417	417	243	1,667	1,424	5,000
Legal Fees	-	417	417	120	1,667	1,547	5,000
Accounting Services	123	1,667	1,544	3,539	6,667	3,128	20,000
Auditing Services	8,320	1,250	(7,070)	8,320	5,000	(3,320)	15,000
Travel-Lodging	-	42	42	-	167	167	500
Travel - Rental Car	-	17	17	-	67	67	200
Travel-Meals	-	17	17	-	67	67	200
Communication - Telephone	-	83	83	-	333	333	1,000
Maint Agreement-Incode	-	500	500	-	2,000	2,000	6,000
Insurance - Property	-	417	417	-	1,667	1,667	5,000
Insurance - General Liability	-	125	125	-	500	500	1,500
Insurance - Vehicle	-	250	250	-	1,000	1,000	3,000
Insurance-E&O	-	67	67	-	267	267	800
Insurance-Misc	-	67	67	-	267	267	800
Office Supplies	-	21	21	208	83	(125)	250
Education / Training	50	167	117	100	667	567	2,000
Total Administration	17,814	16,646	(1,168)	52,080	66,583	14,504	199,750
Operations							
Yard Maintenance-Mowing	-	500	500	-	2,000	2,000	6,000
Labor-Service Lines & Tap	4,750	167	(4,583)	14,000	667	(13,333)	2,000
Fuel, Gasoline and Oil	2,407	1,042	(1,365)	4,734	4,167	(567)	12,500
Electricity - Lift station	-	417	417	1,197	1,667	470	5,000
Equipment Rental	-	208	208	80	833	753	2,500
R&M-Equipment	861	625	(236)	2,278	2,500	222	7,500
R&M-Lift Station - Water	152	625	473	450	2,500	2,050	7,500
R&M-Lift Station - WW	13,202	208	(12,994)	13,762	833	(12,929)	2,500

BASTROP COUNTY WATER CONTROL & IMPROVEMENT DISTRICT NO. 2
Statement of Revenues and Expenses (Actual vs. Budget)
Water/Wastewater Fund - Wastewater Services
For the Period Ending April 30, 2022

(33.3% Yr Complete)

Description	Current Month			Year-to-Date			Adopted Budget
	Actual	Budget	Variance Fav (Unfav)	Actual	Budget	Variance Fav (Unfav)	
R&M-Vehicles	620	625	5	5,659	2,500	(3,159)	7,500
Repairs & Maintenance	52	625	573	621	2,500	1,879	7,500
Grinder Pump Repair	-	2,083	2,083	14,974	8,333	(6,640)	25,000
Op & Maint-City	-	10,417	10,417	36,420	41,667	5,247	125,000
Tools and Equipment	436	292	(144)	1,807	1,167	(641)	3,500
Building Maintenance & Repairs	-	-	-	108	-	(108)	-
Miscellaneous Services	-	83	83	-	333	333	1,000
TCEQ Fees	-	267	267	-	1,067	1,067	3,200
Filing Fees	-	63	63	400	250	(150)	750
Meter Testing	-	19	19	-	75	75	225
License	-	50	50	-	200	200	600
Lift Station Admin Service Fee	-	208	208	-	833	833	2,500
Op Supplies - Uniforms	289	625	336	2,436	2,500	64	7,500
Op Supplies - Chemicals	-	208	208	-	833	833	2,500
Safety Supplies	195	625	430	205	2,500	2,295	7,500
Small Equipment Purchases	-	83	83	-	333	333	1,000
Materials	8,315	3,750	(4,565)	16,438	15,000	(1,438)	45,000
Depreciation Expense	40,417	40,417	0	161,667	161,667	0	485,000
Total Operations	71,696	64,231	(7,465)	277,235	256,925	(20,310)	770,775
Total Expenses	89,510	80,877	(8,633)	329,315	323,508	(5,806)	970,525
Net Ordinary Income	2,655	27,481	(24,826)	123,195	109,925	13,270	329,775
Debt Service							
Interest Expense	-	13,217	13,217	-	52,867	52,867	158,600
Total Debt Service	-	13,217	13,217	-	52,867	52,867	158,600
Capital Outlay/Projects							
Impr.-Water/Wastewater Systems	-	2,083	2,083	-	8,333	8,333	25,000
Cap Outlay - Equipment	398	3,750	3,352	42,259	15,000	(27,259)	45,000
WW Line Extensions	-	-	-	13,038	-	(13,038)	-
Capital Outlay Grinder Pumps	-	8,333	8,333	65,910	33,333	(32,577)	100,000
Total Capital Outlay/Projects	398	14,167	13,769	121,208	56,667	(64,541)	170,000
Transfers Out							
Trf to Debt Service Fund	31,498	-	(31,498)	125,990	-	(125,990)	-
Total Transfers Out	31,498	-	(31,498)	125,990	-	(125,990)	-
Total Expenses & Transfers	121,406	108,260	(13,145)	576,513	433,042	(143,471)	1,299,125
Net Income	\$ (29,241)	\$ 98	\$ (29,339)	(124,003)	392	(124,395)	1,175

BASTROP COUNTY WATER CONTROL & IMPROVEMENT DISTRICT NO. 2
Statement of Revenues, Expenditures and Changes in Fund Balances (Actual vs. Budget)
Debt Service Fund
For the Period Ending April 30, 2022

(58.3% Yr Complete)

Description	Current Month			Year-to-Date			Adopted Budget
	Actual	Budget	Variance Fav (Unfav)	Actual	Budget	Variance Fav (Unfav)	
Revenues							
Transfer From Water	\$ 52,997	\$ -	\$ 52,997	\$ 211,987	\$ -	\$ 211,987	\$ -
Transfer From Wastewater	31,498	-	31,498	125,990	-	125,990	-
Interest Earned	192	-	192	423	-	423	-
Total Revenues	84,686	-	84,686	338,401	-	338,401	-
Expenditures							
Total Expenditures	-	-	-	-	-	-	-
Revenues over (under) Expenditures	<u>\$ 84,686</u>	<u>\$ -</u>	<u>\$ 84,686</u>	<u>338,401</u>	<u>\$ -</u>	<u>\$ 338,401</u>	<u>\$ -</u>
Fund balance as of Jan 01, 2022				1,576,322			
Fund Balance as of Apr 30, 2022				<u>\$ 1,914,723</u>			

BASTROP COUNTY WATER CONTROL & IMPROVEMENT DISTRICT NO. 2
Statement of Revenues, Expenditures and Changes in Fund Balances (Actual vs. Budget)
Capital Project Fund
For the Period Ending April 30, 2022

(33.3% Yr Complete)

Description	Current Month			Year-to-Date			Adopted Budget
	Actual	Budget	Variance Fav (Unfav)	Actual	Budget	Variance Fav (Unfav)	
Revenues							
Interest Earned	1,484	-	1,484	2,735	-	2,735	-
Total Revenues	1,484	-	1,484	2,735	-	2,735	-
Expenditures							
Capital Outlay							
Capital Outlay -Water Line Repl	-	-	-	333,804	-	(333,804)	-
Total Capital Outlay	-	-	-	333,804	-	(333,804)	-
Total Expenditures	-	-	-	333,804	-	(333,804)	-
Total Expenditures & Transfers	-	-	-	333,804	-	(333,804)	-
Revenues over (under) Expenditures	<u>\$ 1,484</u>	<u>\$ -</u>	<u>\$ 1,484</u>	<u>(331,069)</u>	<u>\$ -</u>	<u>(331,069)</u>	<u>\$ -</u>
Fund balance as of Jan 01, 2022				5,938,894			
Fund Balance as of Apr 30, 2022				<u>\$ 5,607,824</u>			

BASTROP WCID #2

Supporting Schedules

BASTROP COUNTY WATER CONTROL & IMPROVEMENT DISTRICT NO. 2

Cash and Investment Report

April 30, 2022

<u>Account Name</u>	<u>Account #</u>	<u>Bank Name</u>	<u>Yield</u>	<u>Balance</u>	<u>Pending Transfers</u>	<u>Total Cash</u>
STANDBY FUND						
Standby Operating Account	2687	Roscoe State Bank	0.00%	\$103,185		
STAND BY FUND TOTAL				\$103,185	\$0	\$103,185
ROADS FUND						
Roads Construction Account	2709	Roscoe State Bank	0.00%	\$434,612		
Roads Construction MMA	3131	Roscoe State Bank	0.00%	\$815,963		
ROADS FUND TOTAL				\$1,250,575	\$0	\$1,250,575
DEBT SERVICE FUND						
TWDB Reserve Fund - DS	0001	Texpool		\$457,579	\$152,942	\$610,521
Annual TWDB MMA DS	4385	First National Bank	0.10%	\$371,538	\$148,224	\$519,762
Waste Water Escrow TWDB Loan DS	1041	Amegy Bank		\$83,518		\$83,518
Debt Service Fund -DS	0004	Texpool		\$180,631	\$36,811	\$217,442
DEBT SERVICE TOTAL				\$1,093,265	\$337,977	\$1,431,242
CAPITAL FUND						
Water Capital Projects Account	7780	First National Bank	0.00%	\$207,389		
Capital Project -Bond Series 2021	0005	Texpool		\$5,935,636		
CAPITAL FUND TOTAL				\$6,143,024	\$0	\$6,143,024
WATER FUND						
Water Operating Account	1469	First National Bank	0.05%	\$241,005	-\$337,977	-\$96,972
Waste Water TWDB Checking	3289	First National Bank	0.00%	\$572		
Operating Sub Total				\$241,577	-\$337,977	-\$96,400
Waste Water/Water MMA	0002	Texpool		\$1,965,692		
Waste Water Building Fund MMA	0003	Texpool		\$274,530		
Waste Water/Water Capital	3543	First National	0.10%	\$146,183		
Waste Water MMA (Water)	5076	First National Bank	0.10%	\$71,371		
MMA Sub Total				\$2,457,776	\$0	\$2,457,776
WATER FUND TOTAL				\$2,699,352	-\$337,977	\$2,361,375
TOTAL CASH & INVESTMENTS				\$11,289,402	\$0	\$11,289,402

BASTROP COUNTY WCID NO. 2

Payment Register by Bank Account

For the Period from 01/01/22 to 04/30/22

(Sorted by Check / ACH No.)

Date	Payee Type	Payee	Invoice No.	Payment Description	Amount Paid
401 - FIRST NATIONAL BANK - WATER OPERATING ACCT - (ACCT#XXXXX1469)					
CHECK # 26002					
04/08/22	Vendor	AT & T	2421-032322	SERV 3/23/22 - 4/22/22	\$131.98
					\$131.98
CHECK # 26003					
04/08/22	Vendor	MICHAEL OLDHAM TIRE INC	393735	TIRES	\$153.99
04/08/22	Vendor	MICHAEL OLDHAM TIRE INC	393735	TIRES	\$153.99
					\$307.98
CHECK # 26004					
04/08/22	Vendor	BASTROP SIGNS & BANNERS	10863	TRUCK DECALS	\$94.95
					\$94.95
CHECK # 26005					
04/08/22	Vendor	CARD SERVICE CENTER	032222-0157	PURCHASES 02/19/22 THRU 3/22/22	\$1,429.19
04/08/22	Vendor	CARD SERVICE CENTER	032222-0157	PURCHASES 02/19/22 THRU 3/22/22	\$1,330.72
04/08/22	Vendor	CARD SERVICE CENTER	032222-0157	PURCHASES 02/19/22 THRU 3/22/22	\$253.24
04/08/22	Vendor	CARD SERVICE CENTER	032222-0157	PURCHASES 02/19/22 THRU 3/22/22	\$325.17
04/08/22	Vendor	CARD SERVICE CENTER	032222-0157	PURCHASES 02/19/22 THRU 3/22/22	\$50.00
04/08/22	Vendor	CARD SERVICE CENTER	032222-0157	PURCHASES 02/19/22 THRU 3/22/22	\$659.94
04/08/22	Vendor	CARD SERVICE CENTER	032222-0157	PURCHASES 02/19/22 THRU 3/22/22	\$238.12
04/08/22	Vendor	CARD SERVICE CENTER	032222-0157	PURCHASES 02/19/22 THRU 3/22/22	\$89.98
04/08/22	Vendor	CARD SERVICE CENTER	032222-0157	PURCHASES 02/19/22 THRU 3/22/22	\$690.18
04/08/22	Vendor	CARD SERVICE CENTER	032222-0157	PURCHASES 02/19/22 THRU 3/22/22	\$30.00
04/08/22	Vendor	CARD SERVICE CENTER	032222-0157	PURCHASES 02/19/22 THRU 3/22/22	\$50.00
04/08/22	Vendor	CARD SERVICE CENTER	032222-0157	PURCHASES 02/19/22 THRU 3/22/22	\$140.00
					\$5,286.54
CHECK # 26006					
04/08/22	Vendor	CB SOLUTIONS, LP	17652	ANNUAL INSPECTION CUMMINS GENERATOR	\$995.00
					\$995.00
CHECK # 26007					
04/08/22	Vendor	DPC INDUSTRIES, INC	857000606-22	CHLORINE, 150# CYL	\$186.81
04/08/22	Vendor	DPC INDUSTRIES, INC	857000605-22	CHLORINE, 150# CYL	\$333.81
					\$500.42
CHECK # 26008					
04/08/22	Vendor	ELIZABETH LUQUIN	03302022	WATER REFUND	\$1,119.52
					\$1,119.52
CHECK # 26009					
04/08/22	Vendor	HI-LINE, INC	10934631	CONNECTOR KWIKON CABINET RACK	\$139.30
04/08/22	Vendor	HI-LINE, INC	10934631	CONNECTOR KWIKON CABINET RACK	\$139.30
					\$278.60
CHECK # 26010					
04/08/22	Vendor	JOHNSON LAB & SUPPLY INC.	249331-000	MATERIAL	\$980.33
04/08/22	Vendor	JOHNSON LAB & SUPPLY INC.	248587-000	SUPPLY METER PROJECT	\$12,225.60
					\$13,205.93
CHECK # 26011					
04/08/22	Vendor	LOST PINES GROUNDWATER CONSERVATION DIST	3307	MARCH USER FEE	\$1,634.95
					\$1,634.95
CHECK # 26012					
04/08/22	Vendor	QUILL.COM	23819489	INK CARTRIDGE	\$207.98
					\$207.98
CHECK # 26013					
04/08/22	Vendor	SPECTRUM ENTERPRISE	0200696040122	INTERNET SER 04/01/22 - 04/30/22	\$140.71
					\$140.71
CHECK # 26014					
04/08/22	Vendor	VISUAL EDGE, INC	28AR498270	WATER COMPUTER	\$1,924.00
					\$1,924.00

BASTROP COUNTY WCID NO. 2

Payment Register by Bank Account

For the Period from 01/01/22 to 04/30/22

(Sorted by Check / ACH No.)

Date	Payee Type	Payee	Invoice No.	Payment Description	Amount Paid
CHECK # 26015					
04/08/22	Vendor	W. W. GRAINGER INC.	9259958727	HAND TRUCK & DOWN STRAP	\$105.54
04/08/22	Vendor	W. W. GRAINGER INC.	9259958727	HAND TRUCK & DOWN STRAP	\$105.54
04/08/22	Vendor	W. W. GRAINGER INC.	9259958727	HAND TRUCK & DOWN STRAP	\$105.55
					\$316.63
CHECK # 26016					
04/08/22	Vendor	WASTE CONNECTIONS LONE STAR INC.	11746882V150 A	194 NUJANU LN SERV APRIL 2022	\$63.40
04/08/22	Vendor	WASTE CONNECTIONS LONE STAR INC.	11743974V150 A	112 PARK DR SER APR 2022	\$178.26
					\$239.66
CHECK # 26019					
04/19/22	Vendor	BENJAMIN WILSON	R041922-4559-08	WATER REFUND - 30-4559-08	\$142.81
					\$142.81
CHECK # 26020					
04/19/22	Vendor	DANIEL RINGLABEN	R041922-3782-04	WATER REFUND - 30-3782-04	\$123.15
					\$123.15
CHECK # 26021					
04/19/22	Vendor	GOOD OFFER HOMES LLC	R041922-4778-03	WATER REFUNDS	\$177.55
					\$177.55
CHECK # 26022					
04/19/22	Vendor	JASON BENTURA	R041922-3730-13	WATER REFUND - 30-3730-13	\$10.48
					\$10.48
CHECK # 26023					
04/19/22	Vendor	JAVIER GERENA	R041922-8319-02	WATER REFUND - 30-8319-02	\$89.37
					\$89.37
CHECK # 26024					
04/19/22	Vendor	JOHNY STOCK	R041922-2980-03	WATER REFUND - 30-2980-03	\$135.58
					\$135.58
CHECK # 26025					
04/19/22	Vendor	KAREN HALL THOMPSON	R041922-0440-01	WATER REFUND - 30-0440-01	\$169.37
					\$169.37
CHECK # 26026					
04/19/22	Vendor	OPEN DOOR LABS INC.	R041922-3753-03	WATER REFUND - 30-3753-03	\$135.57
					\$135.57
CHECK # 26027					
04/19/22	Vendor	ROSE L GALARZA	R041922-2300-14	WATER REFUND - 30-2300-14	\$40.44
					\$40.44
CHECK # 26028					
04/19/22	Vendor	SHERRY PHARIS	R041922-8955-01	WATER REFUND - 30-8955-01	\$146.11
					\$146.11
CHECK # 26029					
04/19/22	Vendor	TAYLOR STINSON	R041922-8336-05	WATER REFUND 30-8336-05	\$93.86
					\$93.86
CHECK # 26030					
04/19/22	Vendor	VICTOR GONZALEZ	R041922-8707-01	WATER REFUND - 30-8707-01	\$63.08
					\$63.08
CHECK # 26031					
04/19/22	Vendor	VINCENT MESSINA	R041922-8480-00	WATER REFUND - 30-8480-00	\$18.24
					\$18.24
CHECK # 26032					
04/19/22	Vendor	VISAR HILILAJ	R041922-1153-07	WATER REFUND - 30-1153-07	\$27.55
					\$27.55
CHECK # 26033					
04/19/22	Vendor	AQUA WATER SUPPLY CORPORATION	INV04492	BAC-T	\$25.00
04/19/22	Vendor	AQUA WATER SUPPLY CORPORATION	INV04554	BAC-T	\$150.00
04/19/22	Vendor	AQUA WATER SUPPLY CORPORATION	INV04539	WATER SAMPLES	\$50.00
					\$225.00

BASTROP COUNTY WCID NO. 2

Payment Register by Bank Account

For the Period from 01/01/22 to 04/30/22

(Sorted by Check / ACH No.)

Date	Payee Type	Payee	Invoice No.	Payment Description	Amount Paid
CHECK # 26034					
04/19/22	Vendor	BEFCO ENGINEERING, INC	20-7822.12	ENGINEERING FEES	\$715.00
					\$715.00
CHECK # 26035					
04/19/22	Vendor	CASPRO BUILDERS	010922	DRAW REQUEST	\$49,342.00
					\$49,342.00
CHECK # 26036					
04/19/22	Vendor	CINTAS	4112781691	UNIFORM SER MAR 08 22	\$132.86
04/19/22	Vendor	CINTAS	4112781691	UNIFORM SER MAR 08 22	\$132.87
04/19/22	Vendor	CINTAS	411484874	UNIFORM SER MAR 29 2022	\$131.29
04/19/22	Vendor	CINTAS	411484874	UNIFORM SER MAR 29 2022	\$131.30
04/19/22	Vendor	CINTAS	1902874025	SER MAR 10 2022	\$100.00
04/19/22	Vendor	CINTAS	1902874025	SER MAR 10 2022	\$100.00
04/19/22	Vendor	CINTAS	4114159814	UNIFORM SER MAR 22 2022	\$130.50
04/19/22	Vendor	CINTAS	4114159814	UNIFORM SER MAR 22 2022	\$130.51
04/19/22	Vendor	CINTAS	4113486644	UNIFORM SER MAR 15 2022	\$130.50
04/19/22	Vendor	CINTAS	4113486644	UNIFORM SER MAR 15 2022	\$130.51
04/19/22	Vendor	CINTAS	4112093024	UNIFORM SER MAR 01 2022	\$134.44
04/19/22	Vendor	CINTAS	4112093024	UNIFORM SER MAR 01 2022	\$134.45
					\$1,519.23
CHECK # 26037					
04/19/22	Vendor	ENVIRONMENTAL SYSTEMS AIR CONDITIONING & HEATING, INC	3380	BUILDING	\$685.00
					\$685.00
CHECK # 26038					
04/19/22	Vendor	FERGUSON WATERWORKS #1106	1138231-1	MATERIAL	\$1,026.86
04/19/22	Vendor	FERGUSON WATERWORKS #1106	1168960	BLACK METER BOX ONLY	\$520.00
04/19/22	Vendor	FERGUSON WATERWORKS #1106	WG044553-1	MATERIALS	\$98.78
04/19/22	Vendor	FERGUSON WATERWORKS #1106	WG044899-1	MATERIALS	\$121.62
04/19/22	Vendor	FERGUSON WATERWORKS #1106	WG045221-1	MATERIALS	\$1,125.48
04/19/22	Vendor	FERGUSON WATERWORKS #1106	WG045308	MATERIALS	\$422.00
04/19/22	Vendor	FERGUSON WATERWORKS #1106	WG045308	MATERIALS	\$1,181.96
04/19/22	Vendor	FERGUSON WATERWORKS #1106	WG045376	PIPE	\$870.00
					\$5,966.70
CHECK # 26039					
04/19/22	Vendor	FLUID METER SERVICE CORPORATION	505894	BACKFLOW INSPECTION	\$375.00
					\$375.00
CHECK # 26041					
04/19/22	Vendor	LUKE HILBIG COMPANY	IDNO2-032422	CONTRACTED TAPS	\$5,250.00
04/19/22	Vendor	LUKE HILBIG COMPANY	IDNO2-032422	CONTRACTED TAPS	\$750.00
					\$6,000.00
CHECK # 26042					
04/19/22	Vendor	MCLEAN & HOWARD, LLP	42385	LEGAL FEES	\$420.00
					\$420.00
CHECK # 26043					
04/19/22	Vendor	NATIONAL RURAL WATER ASSOCIATION	25809	DUES/SUBSCRIPTIONS	\$49.00
					\$49.00
CHECK # 26044					
04/19/22	Vendor	STATE FARM FIRE & CASUALTY COMPANY	90-CM-V304-0-053122 A	INSURANCE BOND	\$175.00
					\$175.00
CHECK # 26045					
04/19/22	Vendor	TEXAS EXCAVATION SAFETY SYSTEM	22-05227	COMPUTER EXPENSE	\$36.10
					\$36.10
CHECK # 26046					
04/19/22	Vendor	TEXAS RURAL WATER ASSOCIATION	03152022	DUES/SUBSCRIPTIONS	\$2,295.00
					\$2,295.00

BASTROP COUNTY WCID NO. 2

Payment Register by Bank Account

For the Period from 01/01/22 to 04/30/22

(Sorted by Check / ACH No.)

Date	Payee Type	Payee	Invoice No.	Payment Description	Amount Paid
CHECK # 26048					
04/19/22	Vendor	TRUBAR, LLC	92	SERV 2017 RAM 2500	\$213.39
04/19/22	Vendor	TRUBAR, LLC	92	SERV 2017 RAM 2500	\$213.37
04/19/22	Vendor	TRUBAR, LLC	92	SERV 2017 RAM 2500	\$213.37
04/19/22	Vendor	TRUBAR, LLC	99	SER SAFETY INSPECTION	\$94.12
04/19/22	Vendor	TRUBAR, LLC	99	SER SAFETY INSPECTION	\$94.12
04/19/22	Vendor	TRUBAR, LLC	99	SER SAFETY INSPECTION	\$94.14
04/19/22	Vendor	TRUBAR, LLC	97	SER 2018 RAM 1500	\$190.02
04/19/22	Vendor	TRUBAR, LLC	97	SER 2018 RAM 1500	\$190.02
04/19/22	Vendor	TRUBAR, LLC	97	SER 2018 RAM 1500	\$190.02
04/19/22	Vendor	TRUBAR, LLC	96	EQUIPMENT	\$292.11
04/19/22	Vendor	TRUBAR, LLC	96	EQUIPMENT	\$292.11
04/19/22	Vendor	TRUBAR, LLC	96	EQUIPMENT	\$292.12
04/19/22	Vendor	TRUBAR, LLC	98	VEHICLES	\$282.32
04/19/22	Vendor	TRUBAR, LLC	98	VEHICLES	\$282.32
04/19/22	Vendor	TRUBAR, LLC	98	VEHICLES	\$282.32
04/19/22	Vendor	TRUBAR, LLC	93	VEHICLES	\$141.94
04/19/22	Vendor	TRUBAR, LLC	93	VEHICLES	\$141.94
04/19/22	Vendor	TRUBAR, LLC	94	VEHICLES	\$411.88
04/19/22	Vendor	TRUBAR, LLC	94	VEHICLES	\$411.88
04/19/22	Vendor	TRUBAR, LLC	94	VEHICLES	\$411.88
04/19/22	Vendor	TRUBAR, LLC	95	EQUIPMENT	\$432.95
04/19/22	Vendor	TRUBAR, LLC	95	EQUIPMENT	\$432.95
04/19/22	Vendor	TRUBAR, LLC	95	EQUIPMENT	\$432.97
04/19/22	Vendor	TRUBAR, LLC	100	VEHICLES	\$638.92
04/19/22	Vendor	TRUBAR, LLC	100	VEHICLES	\$638.92
04/19/22	Vendor	TRUBAR, LLC	100	VEHICLES	\$638.92
04/19/22	Vendor	TRUBAR, LLC	101	VEHICLES	\$152.58
04/19/22	Vendor	TRUBAR, LLC	101	VEHICLES	\$152.58
04/19/22	Vendor	TRUBAR, LLC	101	VEHICLES	\$152.59
04/19/22	Vendor	TRUBAR, LLC	102	VEHICLES	\$151.53
04/19/22	Vendor	TRUBAR, LLC	102	VEHICLES	\$151.54
					\$8,705.84
CHECK # 26049					
04/19/22	Vendor	TYLER TECHNOLOGIES, INC.	025-374304	CC FEES 1/1 - 3/31/22	\$4,907.50
04/19/22	Vendor	TYLER TECHNOLOGIES, INC.	025-374304	CC FEES 1/1 - 3/31/22	\$550.00
					\$5,457.50
CHECK # 26050					
04/19/22	Vendor	UNUM LIFE INSURANCE COMPANY OF AMERICA	0471711-0016	coverage period 05/01/22 -05/31/22	\$165.83
04/19/22	Vendor	UNUM LIFE INSURANCE COMPANY OF AMERICA	0471711-0016	coverage period 05/01/22 -05/31/22	\$190.00
04/19/22	Vendor	UNUM LIFE INSURANCE COMPANY OF AMERICA	0471711-0016	coverage period 05/01/22 -05/31/22	\$474.75
04/19/22	Vendor	UNUM LIFE INSURANCE COMPANY OF AMERICA	0471711-0016	coverage period 05/01/22 -05/31/22	\$748.02
					\$1,578.60
CHECK # 26051					
04/19/22	Vendor	VISUAL EDGE, INC	5019528028	LEASED OFFICE EQUIPMENT	\$569.00
					\$569.00
CHECK # 26052					
04/19/22	Vendor	WELLS FARGO FINANCIAL LEASING, INC	5019866214	EQUIPMENT	\$623.96
04/19/22	Vendor	WELLS FARGO FINANCIAL LEASING, INC	5019866214	EQUIPMENT	\$623.96
					\$1,247.92
CHECK # 26053					
04/19/22	Vendor	WESTON HOFFMEISTER	04112022	MONTHLY MOWING FOR ALL WCID2 LOCATIONS FOR APRIL 2	\$950.00
					\$950.00
CHECK # 26054					
04/19/22	Vendor	WEX BANK	79860609	FUEL	\$1,504.09
04/19/22	Vendor	WEX BANK	79860609	FUEL	\$1,504.09
					\$3,008.18

BASTROP COUNTY WCID NO. 2

Payment Register by Bank Account

For the Period from 01/01/22 to 04/30/22

(Sorted by Check / ACH No.)

Date	Payee Type	Payee	Invoice No.	Payment Description	Amount Paid
CHECK # 26055					
04/19/22	Vendor	BASTROP COUNTY WCID #2 -PC	040422	TEXAS DEPT OF MOTOR, STATE OF TEXAS	\$37.50
04/19/22	Vendor	BASTROP COUNTY WCID #2 -PC	040422	TEXAS DEPT OF MOTOR, STATE OF TEXAS	\$21.00
					\$58.50
CHECK # 26056					
04/19/22	Vendor	AQUA BEVERAGE COMPANY	03312022	WATER	\$17.00
					\$17.00
CHECK # 26057					
04/19/22	Vendor	BASTROP COUNTY WCID #2	04112022	LIFT STATION SERVICE 2/28-3/31/2022	\$48.16
					\$48.16
CHECK # 26058					
04/19/22	Vendor	BASTROP COUNTY WCID #2	04112022-0	WATER 2-28-3/31/22	\$218.32
04/19/22	Vendor	BASTROP COUNTY WCID #2	04112022-0	WATER 2-28-3/31/22	\$177.55
					\$395.87
CHECK # 26060					
04/27/22	Vendor	BASTROP COUNTY WCID #2	04112022A	LIFT STATION SERVICE 2/28-3/31/2022	\$103.80
					\$103.80
CHECK # 26061					
04/27/22	Vendor	CINTAS	4109362321	WATER UNIFORMS, W/W UNIFORMS	\$127.16
04/27/22	Vendor	CINTAS	4109362321	WATER UNIFORMS, W/W UNIFORMS	\$127.17
					\$254.33
CHECK # 26062					
04/27/22	Vendor	DEBBY J. HUDGINS	05-2022-475/474	WATER - ANSWERING SVC	\$230.00
					\$230.00
CHECK # 26063					
04/27/22	Vendor	DPC INDUSTRIES, INC	DE85000635-22	WATER CHEMICAL/CHLORINE	\$230.00
					\$230.00
CHECK # 26064					
04/27/22	Vendor	DEPARTMENT OF STATE HEALTH SERVICES	04042022	1/19/22 WATER SAMPLES	\$494.88
					\$494.88
CHECK # 26065					
04/27/22	Vendor	FERGUSON WATERWORKS #1106	WG044979-1	MATERIALS	\$1,082.58
04/27/22	Vendor	FERGUSON WATERWORKS #1106	WG044432-1	W/W MATERIALS	\$902.15
					\$1,984.73
CHECK # 26066					
04/27/22	Vendor	FRONTIER	041022-8035	SVC 4/10 - 5/9/22, WATER - TELEPHONE	\$70.37
					\$70.37
CHECK # 26067					
04/27/22	Vendor	INTERFLEX PAYMENT, LLC (ADMIN)	INV502042	ADMIN FEE FOR 14 PARTICIPANTS, INS FSA	\$94.00
					\$94.00
CHECK # 26068					
04/27/22	Vendor	INTERFLEX PAYMENT, LLC (CLAIMS)	3923741	INSURANCE - FSA	\$236.50
04/27/22	Vendor	INTERFLEX PAYMENT, LLC (CLAIMS)	3927192	INSURANCE - FSA	\$44.83
04/27/22	Vendor	INTERFLEX PAYMENT, LLC (CLAIMS)	3931740	CLAIMS ACTIVITY 4/8 - 4/14/22, WATER INS FSA	\$10.00
					\$291.33
CHECK # 26069					
04/27/22	Vendor	LA GRANGE NAPA	033122-1860	W EQUIP R&M; W/W EQUIP R&M; RDMT EQUIP R&M	\$88.03
04/27/22	Vendor	LA GRANGE NAPA	033122-1860	W EQUIP R&M; W/W EQUIP R&M; RDMT EQUIP R&M	\$88.03
04/27/22	Vendor	LA GRANGE NAPA	033122-1860	W EQUIP R&M; W/W EQUIP R&M; RDMT EQUIP R&M	\$88.03
					\$264.09
CHECK # 26070					
04/27/22	Vendor	LUKE HILBIG COMPANY	04142022	WATER CONTRACTD TAP; W/W CONTRACTED TAP	\$8,250.00
04/27/22	Vendor	LUKE HILBIG COMPANY	04142022	WATER CONTRACTD TAP; W/W CONTRACTED TAP	\$4,750.00
					\$11,000.00
CHECK # 26071					
04/27/22	Vendor	MATRIX IMAGING SOLUTIONS, LLC	19531	WATER - POSTAGE	\$312.24
					\$312.24

BASTROP COUNTY WCID NO. 2

Payment Register by Bank Account

For the Period from 01/01/22 to 04/30/22

(Sorted by Check / ACH No.)

Date	Payee Type	Payee	Invoice No.	Payment Description	Amount Paid
CHECK # 26072					
04/27/22	Vendor	MCCOY CORPORATION	622217	W MATERIALS; W R&M; WW MAT; WW R&M	\$52.04
04/27/22	Vendor	MCCOY CORPORATION	622217	W MATERIALS; W R&M; WW MAT; WW R&M	\$52.04
04/27/22	Vendor	MCCOY CORPORATION	622217	W MATERIALS; W R&M; WW MAT; WW R&M	\$52.04
04/27/22	Vendor	MCCOY CORPORATION	622217	W MATERIALS; W R&M; WW MAT; WW R&M	\$52.06
					\$208.18
CHECK # 26073					
04/27/22	Vendor	MICHAEL OLDHAM TIRE INC	394166	WAT VEHICLE MT; WW VEH MT; RDMT VEH MT	\$77.91
04/27/22	Vendor	MICHAEL OLDHAM TIRE INC	394166	WAT VEHICLE MT; WW VEH MT; RDMT VEH MT	\$77.91
04/27/22	Vendor	MICHAEL OLDHAM TIRE INC	394166	WAT VEHICLE MT; WW VEH MT; RDMT VEH MT	\$77.92
					\$233.74
CHECK # 26074					
04/27/22	Vendor	SMITH SUPPLY COMPANY	550536	WATER BLDG	\$494.25
					\$494.25
CHECK # 26075					
04/27/22	Vendor	TRUBAR, LLC	109	R&M VEHICLES	\$529.10
04/27/22	Vendor	TRUBAR, LLC	109	R&M VEHICLES	\$529.10
04/27/22	Vendor	TRUBAR, LLC	109	R&M VEHICLES	\$529.10
					\$1,587.30
CHECK # 26076					
04/27/22	Vendor	USABLUEBOOK	941871	WAT MATERIALS; WW MATER; WAT WELL R&M	\$476.43
04/27/22	Vendor	USABLUEBOOK	941871	WAT MATERIALS; WW MATER; WAT WELL R&M	\$476.43
04/27/22	Vendor	USABLUEBOOK	941871	WAT MATERIALS; WW MATER; WAT WELL R&M	\$312.31
04/27/22	Vendor	USABLUEBOOK	941578	WATER MATERIALS; WW MATERIALS	\$29.88
04/27/22	Vendor	USABLUEBOOK	941578	WATER MATERIALS; WW MATERIALS	\$29.89
					\$1,324.94
CHECK # 26077					
04/27/22	Vendor	VISUAL EDGE, INC	GLRVE299	WATER - COMPUTER	\$299.00
					\$299.00
CHECK # 26078					
04/27/22	Vendor	W. W. GRAINGER INC.	9274960955	WATER EQUIP REP; WW EQUIP REP	\$137.46
04/27/22	Vendor	W. W. GRAINGER INC.	9274960955	WATER EQUIP REP; WW EQUIP REP	\$137.46
					\$274.92
CHECK # 26079					
04/27/22	Vendor	WESTON HOFFMEISTER	04252022	5/2022 MO MOWING FOR ALL WCID2 LOCATIONS	\$1,250.00
					\$1,250.00
CHECK # 26080					
04/27/22	Vendor	WEX BANK	80231071	WATER FUEL; WW FUEL	\$1,074.02
04/27/22	Vendor	WEX BANK	80231071	WATER FUEL; WW FUEL	\$1,074.02
					\$2,148.04
ACH #DD102					
02/11/22	Vendor	CITY OF BASTROP	012922-45-01 ACH	SVC 12/29/21 - 1/29/22; WW - OP & MAINT COB	\$11,916.99
					\$11,916.99
ACH #DD103					
03/11/22	Vendor	CITY OF BASTROP	022822-45-01 ACH	SERVICE 1/29 - 2/28/22; WW - OP & MAINT COB	\$12,943.94
					\$12,943.94
ACH #DD104					
04/15/22	Vendor	CITY OF BASTROP	032922-45-01 ACH	SERVICE 2/28 - 3/29/22; WW - OP & MAINT COB	\$11,558.65
					\$11,558.65
ACH #DD105					
02/11/22	Vendor	BLUEBONNET ELECTRIC COOPERATIVE, INC	020122-9422 ACH	SVC 12/27/21 - 1/28/22; W-ELEC OFC; W-ELEC MAINT BL	\$188.63
02/11/22	Vendor	BLUEBONNET ELECTRIC COOPERATIVE, INC	020122-9422 ACH	SVC 12/27/21 - 1/28/22; W-ELEC OFC; W-ELEC MAINT BL	\$339.37
02/11/22	Vendor	BLUEBONNET ELECTRIC COOPERATIVE, INC	020122-9422 ACH	SVC 12/27/21 - 1/28/22; W-ELEC OFC; W-ELEC MAINT BL	\$3,345.14
02/11/22	Vendor	BLUEBONNET ELECTRIC COOPERATIVE, INC	020122-9422 ACH	SVC 12/27/21 - 1/28/22; W-ELEC OFC; W-ELEC MAINT BL	\$392.69
					\$4,265.83

BASTROP COUNTY WCID NO. 2

Payment Register by Bank Account

For the Period from 01/01/22 to 04/30/22

(Sorted by Check / ACH No)

Date	Payee Type	Payee	Invoice No.	Payment Description	Amount Paid
ACH #DD106					
03/11/22	Vendor	BLUEBONNET ELECTRIC COOPERATIVE, INC	030122-9422 ACH	SVC 1/26 - 2/24/22; W-ELEC OFC; W-ELEC MAINT BLDG;	\$187.24
03/11/22	Vendor	BLUEBONNET ELECTRIC COOPERATIVE, INC	030122-9422 ACH	SVC 1/26 - 2/24/22; W-ELEC OFC; W-ELEC MAINT BLDG;	\$306.21
03/11/22	Vendor	BLUEBONNET ELECTRIC COOPERATIVE, INC	030122-9422 ACH	SVC 1/26 - 2/24/22; W-ELEC OFC; W-ELEC MAINT BLDG;	\$3,459.20
03/11/22	Vendor	BLUEBONNET ELECTRIC COOPERATIVE, INC	030122-9422 ACH	SVC 1/26 - 2/24/22; W-ELEC OFC; W-ELEC MAINT BLDG;	\$390.52
					\$4,343.17
ACH #DD107					
04/15/22	Vendor	BLUEBONNET ELECTRIC COOPERATIVE, INC	040422-9422 ACH	SVC 2/24 - 3/29/22; W-ELEC OFC; W-ELEC MAINT BLDG;	\$227.83
04/15/22	Vendor	BLUEBONNET ELECTRIC COOPERATIVE, INC	040422-9422 ACH	SVC 2/24 - 3/29/22; W-ELEC OFC; W-ELEC MAINT BLDG;	\$356.01
04/15/22	Vendor	BLUEBONNET ELECTRIC COOPERATIVE, INC	040422-9422 ACH	SVC 2/24 - 3/29/22; W-ELEC OFC; W-ELEC MAINT BLDG;	\$4,216.71
04/15/22	Vendor	BLUEBONNET ELECTRIC COOPERATIVE, INC	040422-9422 ACH	SVC 2/24 - 3/29/22; W-ELEC OFC; W-ELEC MAINT BLDG;	\$413.81
					\$5,214.36
					\$190,988.89

102 - ROSCOE STATE BK - ROADS CONT OPERATING - (ACCT#XXXXX2709)

CHECK # 5602					
04/19/22	Vendor	ASCO EQUIPMENT	RSA091693-1	COMPACT ESCAVATOR	\$2,805.00
					\$2,805.00
CHECK # 5603					
04/19/22	Vendor	BEFCO ENGINEERING, INC	22-8327.2	ENGINEERING FEES	\$1,087.50
					\$1,087.50
CHECK # 5604					
04/19/22	Vendor	MCCREARY, VESELKA, BRAGG & ALLEN, PC	04122022	ATTORNEY FEES FOR MARCH 2022	\$8,533.39
					\$8,533.39
CHECK # 5605					
04/27/22	Vendor	973 MATERIALS, LLC	126128	RDMT MATERIALS	\$965.84
04/27/22	Vendor	973 MATERIALS, LLC	126099	RDMT MATERIALS	\$791.79
04/27/22	Vendor	973 MATERIALS, LLC	125148	RDCO CAPITAL OUTLAY	\$4,398.21
					\$6,155.84
CHECK # 5606					
04/27/22	Vendor	CONTECH ENGINEERED SOLUTIONS, LLC	24687353	RDCO CAPITAL OUTLAY	\$29,388.35
04/27/22	Vendor	CONTECH ENGINEERED SOLUTIONS, LLC	24878867	ENG SER	\$37,510.18
					\$66,898.53
CHECK # 5607					
04/27/22	Vendor	K3 TRANSPORT, LLC	553	FREIGHT GROUP B	\$3,819.35
04/27/22	Vendor	K3 TRANSPORT, LLC	554	FREIGHT GROUP B	\$4,417.98
04/27/22	Vendor	K3 TRANSPORT, LLC	547	FREIGHT GROUP A	\$17,197.48
					\$25,434.79
CHECK # 5608					
04/27/22	Vendor	WJC CONSTRUCTORS SERVICES, LLC	1617	RDMT EQUIP RENTAL; RDCO CAPITAL OUTLAY	\$4,000.00
04/27/22	Vendor	WJC CONSTRUCTORS SERVICES, LLC	1617	RDMT EQUIP RENTAL; RDCO CAPITAL OUTLAY	\$8,000.00
04/27/22	Vendor	WJC CONSTRUCTORS SERVICES, LLC	1616	WATER TRUCK ROAD BLADING	\$11,500.00
04/27/22	Vendor	WJC CONSTRUCTORS SERVICES, LLC	1616	WATER TRUCK ROAD BLADING	\$13,800.00
					\$37,300.00
					\$148,215.05

BASTROP COUNTY WCID NO. 2

Payment Register by Bank Account

For the Period from 01/01/22 to 04/30/22

(Sorted by Check / ACH No.)

Date	Payee Type	Payee	Invoice No.	Payment Description	Amount Paid
------	------------	-------	-------------	---------------------	-------------

301 - FIRST NATIONAL BANK - WATER CAPITAL PROJECTS - (ACCT#XXXX7780)

CHECK # 1003

04/19/22	Vendor	QRO MEX CONSTRUCTION CO. INC	04122022	WATER LINE	\$333,804.35
					<hr/>
					\$333,804.35
					<hr/>
					\$333,804.35

\$673,008.09

Agenda

Item # 13

Order Approving
the Collection of
Fees for Service

**AN ORDER OF BASTROP COUNTY WATER CONTROL AND IMPROVEMENT
DISTRICT NO. 2 RELATING TO TERMINATION OF THE WAIVER OF TAP FEES
FOR CERTAIN NEW SERVICE CONNECTIONS**

WHEREAS, Bastrop County Water Control and Improvement District No. 2 (the “*District*”) is a conservation and reclamation district, a body corporate and politic and governmental agency of the State of Texas, created under Article XVI, Sec. 59 of the Texas Constitution, and the District operates under Chapters 49 and 51 of the Texas Water Code, as amended;

WHEREAS, Section 49.212 of the Texas Water Code authorizes a water district to adopt and enforce all necessary charges for providing or making available any district facility or service. Pursuant to such authority, the Board of Director of the District previously adopted a tap fee for construction, installation, or inspection of a tap or connection to the District’s water and sanitary sewer facilities;

WHEREAS, on September 4, 2011, a fire ignited that ultimately engulfed approximately 32,000 acres of real property in Bastrop County, Texas, destroying over 1,600 homes (the “*Bastrop Fire Event*”);

WHEREAS, the homes destroyed as a result of the Bastrop Fire Event included properties that were active customers of the District, and the Bastrop Fire Event destroyed multiple service connections of the District;

WHEREAS, to mitigate the impact of the catastrophe on District customers, the Board of Directors of the District previously waived tap fees for the reestablishment of District services to service connections destroyed by the Bastrop Fire Event;

WHEREAS, more than ten years has now elapsed since the Bastrop Fire Event; and

WHEREAS, the Board of Directors desires to adopt this Order to provide for the expiration of the waiver of tap fees for reestablishment of services to service connections destroyed as a result of the Bastrop Fire Event.

NOW, THEREFORE, BE IT ORDERED BY THE BOARD OF DIRECTORS OF BASTROP COUNTY WATER CONTROL AND IMPROVEMENT DISTRICT NO. 2 THAT:

SECTION 1. The facts and recitations in the preamble of this Order are hereby found and declared to be true and correct, and are incorporated by reference herein and expressly made a part hereof, as if copied verbatim.

SECTION 2. The Board of Directors of the District hereby orders that the waiver of tap fees for reestablishment of service to service connections previously destroyed by the Bastrop Fire Event shall expire December 31, 2022. Effective January 1, 2023, the District shall charge a tap fee for the construction and installation of all new taps to the District’s water and sewer systems.

SECTION 3. This Order shall be effective immediately upon its adoption.

SECTION 4. Except as specifically set forth herein, this Order shall have no effect or impact on any other fees, rates or charges levied or approved by the Board of Directors of the District.

ORDERED this _____ day of _____, 2022.

BASTROP COUNTY WATER CONTROL AND
IMPROVEMENT DISTRICT NO. 2

President, Board of Directors

ATTEST:

Secretary, Board of Directors

Agenda

Item # 14

Approval of
2022/2023
Road Survey
Proposals



BEFCO ENGINEERING, INC.
Consulting Engineering/Land Surveying
P.O. BOX 615 485 NORTH JEFFERSON
LA GRANGE, TEXAS 78945-0615
979 / 968-6474 FAX 979 / 968-3056
www.befcoengineering.com E-mail: office@befcoengineering.com
Texas Registered Engineering Firm F-2011 Texas Licensed Surveying Firm #10001700

April 14, 2022

Mr. Paul Hightower, General Manager
Bastrop County WCID #2
112 Corporate Drive
Bastrop, Texas 78602
Sent Via Email: paul@bcwcid2.org

RE: Oct. 2022 - Sept. 2023 Road Project
Surveying and Civil Engineering Services
BEFCO Job #22-8339

Mr. Hightower:

The purpose of this letter is to provide you with a proposal and scope of services for surveying and civil engineering services associated with proposed road improvements for the October 2022 – September 2023 Road Project. The roads for this project are approximately 2.9 miles in total length and are depicted on the 2022 Annual Road Meeting Map and listed below:

- Koolua
- Taro Court
- Laau Court
- Waipahoehoe Drive
- Nene
- Haleakala Drive
- Waihi Court
- Kikipua
- Mokuleia Circle
- Mokolea Lane

For the purposes of this proposal, Bastrop County WCID #2 is the "Client", "BCWCID #2" or "Owner" and BEFCO Engineering, Inc. is the "Engineer" or "BEFCO". The road surveys and design will be consistent with the October 2019 – September 2020 Road Project and in accordance with meeting on February 13, 2019 with Paul Hightower (BCWCID #2), Scott Ferguson (BCWCID #2), Joseph Willrich (BEFCO), Tim Sanders (BEFCO) and County Commissioner Mel Hamner (Bastrop County) which discussed the road requirements. Per the February 13, 2019 meeting, following is BEFCO's understanding of the various design and construction aspects of the project and is the basis for the proposal provided herein. It is recommended that BCWCID #2 memorialize these items, as appropriate, with Bastrop County in an Interlocal Agreement. *{Please note that BEFCO has bracketed, italicized, and bolded clarifications as it relates to the October 2022 – September 2023 Roads.}*

1. Per the Road District Statute 11001, in reviewing plans and specifications for construction in a subdivision, Bastrop County shall generally apply, as a minimum standard, the standard the County applied to review similar plans or specifications at the time the subdivision was created. If plans exceed this minimum standard, standard of approval shall be based on good engineering practices related to vehicle and pedestrian safety, soil and terrain, watershed impacts, projected traffic and future maintenance. Per the 1992 Roadway Master Plan, the subdivision was created in 1972; therefore, County design standards in effect as of 1972 shall apply. BEFCO understands that Bastrop County had no standards in 1972. Roads will need to meet County Commissioner requirements for acceptance. County Commissioner is requesting that roads generally follow existing road grades, compacted subgrade, 24-foot wide roads from edge of shoulder to edge of shoulder with 8 inches of compacted crushed limestone base, 2 course chip seal (by County forces for 20 feet of the 24-foot road), and bar ditches and culverts sized for the 25-year event with preferred bar ditch side slopes of 4:1.
2. BEFCO understands that a geotechnical report will not be prepared for each roadway and that the pavement section will be as directed by Bastrop County Commissioner Mel Hamner. BEFCO understands this typical pavement section to be compacted subgrade to 95% density (no lime or cement stabilization), 8 inches of crushed limestone base per TXDOT Item 247 compacted to 95% density with a 2-course chip seal surface treatment. During construction, the County will only require the base material to be density tested (subgrade density testing not required) and will dictate any modifications to this typical section.

"Proficient, practical engineering and land surveying services with a sense of small-town values and care"

BCWCID #2 should memorialize this pavement section and testing requirements in the Interlocal Agreement with the County.

3. BEFCO understands all the roads are classified as residential roads except Pahalawe which is classified as a collector. Per BCWCID #2's 1992 Road Master Plan, residential streets are to be 20 feet of chip seal with two-foot shoulders for a total width of 24 feet. Collector streets are to be 24 feet of chip seal with two-foot shoulders for a total width of 28 feet. *{The 1992 Master Plan indicates all October 2022 – September 2023 roads are classified as residential. None was not listed and is assumed to be Residential}*
4. Design plans will include a plan view ONLY of the proposed road improvements including limits of paving, driveway reconstruction, and proposed culverts. Road profiles, proposed road grading, proposed ditch grading, proposed driveway grading and proposed culvert flowline elevations are not included in the design plans. This is a deviation from standard design practice; however, BCWCID #2 and County Commissioner indicated the roads will be constructed at a similar grade to that of existing and have requested that road profiles, proposed road grading, proposed ditch grading, proposed driveway grading and proposed culvert flowline elevations not be included in the design plans. Finished grading described above will rely on the capabilities of the construction contractor with oversight by BCWCID #2 and the County.
5. Based on the design plan content described above, design depth of bar ditch and culvert sizes will be based on existing grades (not finished roadway grading). Culvert sizing will be based on the estimated required bar ditch depth and an assumed headwater depth at the upstream end of the culvert. The headwater depth will be noted on the plans and the contractor will have to achieve this condition during construction. Culvert size and ditch depth will be noted (not graded) on the plans. The design storm shall be the 25-year event with consideration of the 100-year event not exceeding 1-foot above roadway elevation. Drainage calculations will be based on the Rational Method, Manning's equation for normal depth flow and nomographs for culvert sizing. BEFCO will assume a fully developed watershed and utilize the Rational Method for developing a storm water flow for each drainage area. TxDOT rainfall intensities will be utilized for the Rational Method. It is specifically noted that sizing of the bar ditch and culverts is approximate since finished roadway and bar ditch grading is not being provided in the design plans. *{TxDOT recently adopted Atlas 14 rainfall intensities; therefore, BEFCO intends to utilize these rainfall intensities for the drainage design.}*
6. Other design elements and construction requirements include pipe culvert material, headwalls at culverts, topsoil and revegetation, ribbon curb at intersection radii, flumes, rock rip-rap, guardrail, signage and erosion controls. These elements will be incorporated into the design as required through collaboration with BCWCID #2, County Commissioner and BEFCO.
7. After topographic surveys are completed, existing roadway conditions will be reviewed with BCWCID #2 and Commissioner Hamner to discuss any potential issues or unique design considerations that may deviate to the standards described above. Plan and specifications approval for Bastrop County will be by County Commissioner Hamner and his road foreman. Once design plans are at a 95% completion, BEFCO will meet with BCWCID #2, County Commissioner and road foreman to review the plans and obtain final comments. The final comments will be incorporated into the final signed and sealed plans.
8. BEFCO understands the 2.8 mile project will be bid as one project. BEFCO will provide signed and sealed design plans, specifications, quantity take-off and quantity bid schedule. A majority of the specifications will be provided in the plans with supplemental specifications provided in 8.5"x11" format. These documents will be provided to Bastrop County for incorporation into a Contract Book Bastrop County will be preparing. BEFCO understands that Bastrop County, through an Interlocal Agreement with BCWCID #2, will prepare the bid documents/contract book, conduct the bidding process including but not limited to advertisement, issuance of bid documents, bid opening, award recommendation and issuance of Notice to Proceed. BCWCID #2 will manage the construction contract and provide construction observation in conjunction with

Bastrop County. BEFCO will have limited construction phase services and will provide consultation as requested by BCWCID #2. *{BCWCID #2 will likely construct the roads; therefore, BEFCO is not anticipating preparing the contract book and conduct the bid process for the 2.9 mile October 2022 – September 2023 roads. A task for these services is provided should BCWCID #2 decide to have BEFCO publicly bid the project to an outside contractor.}*

9. It is specifically noted that this proposal does not include BEFCO's time to address protracted disputes with homeowners, right-of-way encroachments/right-of-way issues, utility relocations, and easements on private property.
10. Per County Commissioner, road construction will not be impacted by Houston Toad season. All construction will be contained in existing road corridors and as long as there is no standing water during toad season, road construction work can occur. *{A portion of the October 2022 – September 2023 roads are within the Toad Habitat.}*

Task #1: Topographic Survey

\$92,000 Lump Sum

BEFCO will provide a current, detailed topographic survey for the 2.9 miles of road and the limits of survey will be contained to the existing roadway right-of-way. The topographic survey would show existing improvements, visible existing utilities, accessible invert elevations, and one-foot contour elevations. Individual trees will not be located. BEFCO will contact "Texas 811" and BCWCID #2 to help establish location of underground public utilities. Existing road right-of-way will be delineated on the survey and the right-of-way will be staked at time of topographic survey. Re-staking the right-of-way is not included in this task.

Task #2 Civil Engineering Construction Documents (Design Plans\Specifications) **\$72,000 Lump Sum**

BEFCO will provide civil engineering construction documents as described above for the design of 2.9 miles of roadway and associated bar ditch, culvert and driveway improvements. Major drainage crossings/bridge structures and FEMA floodplain issues are not anticipated for this project and therefore are excluded from the scope of this task. FEMA floodplain is located across a portion of Kikipua. It is assumed the County will not require a flood study. Additional services will be required if this FEMA floodplain crossing requires major culvert or bridge infrastructure and flood study. Water and wastewater design are not included in this task as it will be evaluated on a case-by-case basis by BCWCID #2 if design is desired for the respective roads. Deliverables for this task will include approximately 35 to 40 plan sheets consisting of:

1. Civil Engineering Construction Drawings
 - Cover Sheet, General Notes, Vicinity Map
 - Roadway Plan Sheets (No Profiles, No Proposed Grading)
 - Drainage Area Maps and Calculations
 - Construction Details

Erosion controls are anticipated to be limited to silt fence and will be shown on the roadway plan sheets. Road profiles, proposed road grading, proposed ditch grading, proposed driveway grading and proposed culvert flowline elevations are not included in the design plans. Design depth of bar ditch and culvert sizes will be based on existing grades (not finished roadway grading). Culvert sizing will be based on the estimated required bar ditch depth and an assumed headwater depth at the upstream end of the culvert. PLEASE REFERENCE ALL DESIGN AND CONSTRUCTION ASSUMPTIONS IDENTIFIED AT THE BEGINNING OF THE PROPOSAL (Items 1-10). BEFCO understands that the roadway design plans will be reviewed and approved by County Commissioner Hamner. This task includes addressing one round of ordinary and reasonable comments from Commissioner Hamner.

Task #3 Contract Book and Bid Process (If Requested)

\$10,000 Lump Sum

BEFCO will prepare the contract book, administer the bidding process and coordinate execution of the construction contract. BEFCO assumes this project will be bid as one project and not require multiple bidding processes or multiple contract books. The contract book will include the following documents:

- Standard EJCDC Contract Documents and General Provisions
- Standard Bid Format and Preparation of Bid Schedule
- Bid, Performance and Payment Bonds
- Insurance Requirements
- Specifications

Other services provided in this task include:

- Quantity take off
- Prepare bid advertisement and provide to BCWCID #2 for submittal to the Bastrop Advertiser
- Provide contract book and plans as requested by prospective contractors
- Address contractor questions during the bid process and issue bid addenda as required
- Conduct Bid Opening
- Review bids in collaboration with BCWCID #2, provide award recommendation letter and attend Board Meeting that awards the contract
- Facilitate contract execution between BCWCID #2 and awarded contractor
- Facilitate issuance of a Notice to Proceed

Task #4 Water and Wastewater Construction Documents (If Requested)

\$Hourly As Requested

BEFCO will provide civil engineering construction documents for water and wastewater improvements as requested by BCWCID #2. Documents will include plan sheets (no profiles) and construction details. These plans will be included into the overall plan set prepared in Task #2. If requested, these services will be provided on an hourly basis per the attached rate schedule.

Task #5 Project Meetings

\$Hourly As Requested

BEFCO will coordinate and attend meetings with the Client and Bastrop County for the duration of the design phase of the project. This task will also be used to perform roadway site visits after completion of surveys with BCWCID #2 and Bastrop County Commissioner Hamner to discuss any additional roadway design objectives. These services will be provided on an hourly basis per the attached rate schedule.

Task #6 Construction Phase Services

\$Hourly As Requested

After execution of construction contract and issuance of Notice to Proceed, BEFCO will provide limited construction phase services as requested by the Client for preconstruction meeting, public meeting with Homeowners adjacent to the road project, on-going construction meetings, shop drawing review, periodic site visits, processing pay applications, record drawing preparation and completion of project closeout. These services will be provided on an hourly basis per the attached rate schedule as requested by BCWCID #2.

Please note that this proposal **EXCLUDES** surveying and engineering services stated below as they are not anticipated to be required or are being provided by others:

- Design and surveying services outside of the 2.9 mile roadway right-of-ways;
- Franchise utility relocation coordination (electric, cable, telephone and gas);
- Major drainage structure/bridge design;
- Formal drainage studies, FEMA permitting, HEC-RAS modeling;
- Hydraulic Modeling of existing upstream or downstream storm sewer and/or drainage ditches;
- Excavation or 3rd party utility locators to locate utilities underground.
- Geotech Report Including Pavement Recommendations (Pavement section for project to be as provided by Bastrop County Commissioner);
- Title research;
- Protracted disputes such as, but not limited to homeowner encroachments into the right-of-way;
- Right-of-way encroachments;
- Separate instrument easement preparation or easement vacation;
- Structural design of retaining walls;
- Environmental permitting and evaluation such as the Houston Toad;
- Preparation of SWPPP;
- Construction materials testing (subgrade and base density testing, concrete strength, etc.)

Reimbursable Expenses: Reimbursable expenses may include, but are not limited to, permitting fees and expenses, overnight mail, delivery services, and printing. Reimbursable expenses incurred will be billed directly to the Client.

Indemnification: Client agrees to indemnify, defend and hold BEFCO harmless from and against any and all claims, liabilities, suits, demands, losses, costs and expenses, including, but not limited to, reasonable attorneys' fees and all legal expenses and fees incurred on appeal, and all interest thereon, accruing or resulting to any and all persons, firms or any other legal entities on account of any damages or losses to property or persons, including injury or death, or economic losses, arising out of the Project and/or the performance or non-performance of obligations under this Agreement, except to the extent such damages or losses are found by a court or forum of competent jurisdiction to be caused by BEFCO's negligent errors or omissions.


Termination: Either Client or BEFCO may terminate this Agreement upon seven days written notice. If terminated, Client agrees to pay BEFCO for all Basic and Additional Services rendered and Reimbursable Expenses incurred up to the date of termination.

The fees as described herein shall be firm for thirty (30) days from the date of this proposal. Payment for services rendered is due at BEFCO Engineering, Inc. at P.O. Box 615, La Grange, Texas 78945 within 30 days of invoice date. Additional services can be performed as needed on an hourly basis as illustrated on the attached Rate Schedule and would be in addition to the fees outlined in this proposal.

If agreeable to this proposal, please execute both copies, keep one for your records and return the second copy for our records. Please contact us if you have any questions regarding this proposal.

Sincerely,

BEFCO Engineering, Inc.



Joseph Willrich, P.E.

WITNESS:



Chad Emmel, P.E.

Bastrop County WCID #2

Paul Hightower

WITNESS:

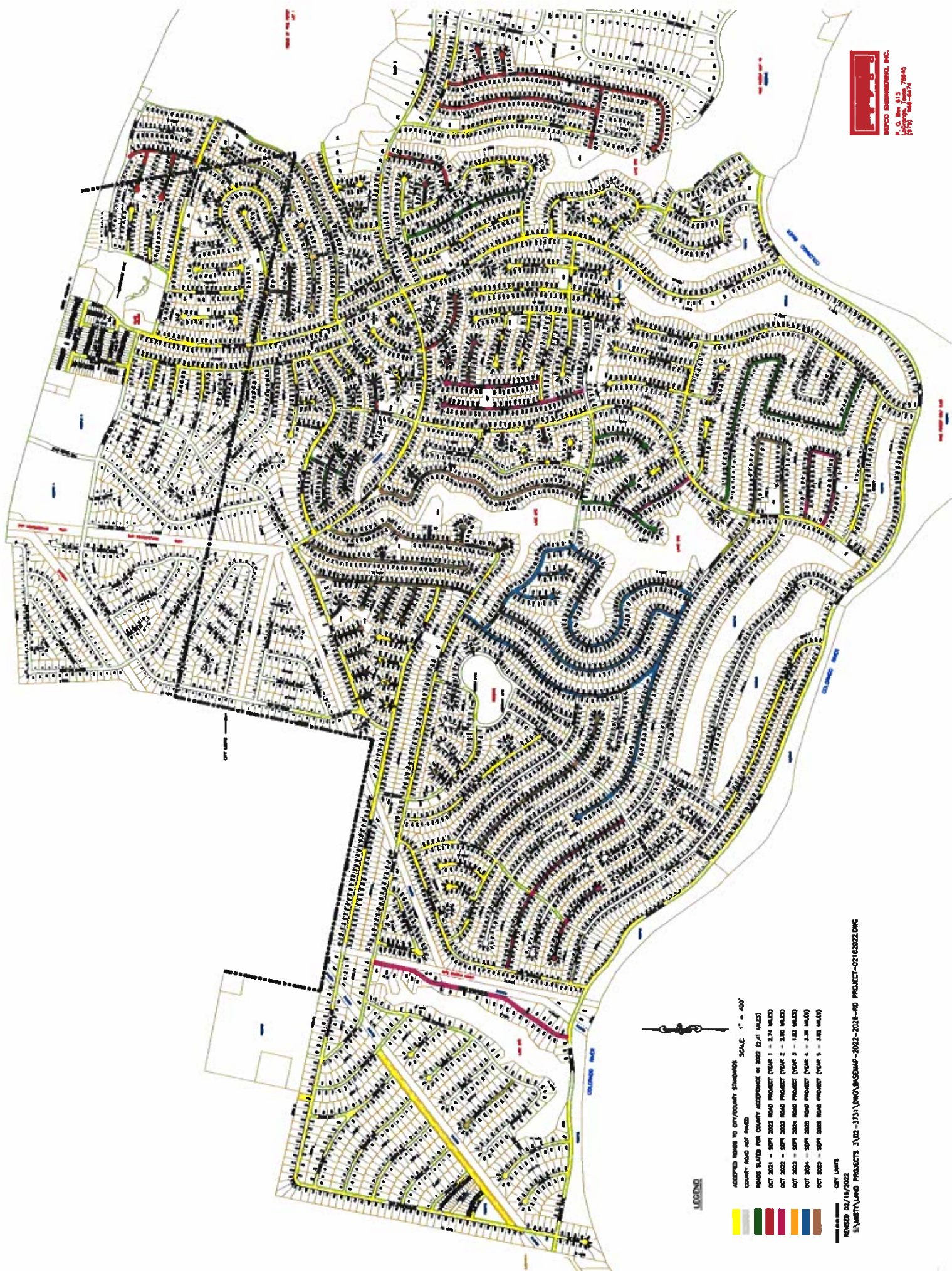
Attachments: BEFCO Rate Schedule
2022 Annual Road Meeting Map

RATE SCHEDULE

PRINCIPAL	\$200.00/HR.
DESIGN OR FIELD ENGINEER	\$150.00/HR.
REGISTERED PROFESSIONAL LAND SURVEYOR	\$150.00/HR.
DESIGNER/TECHNICIAN	\$110.00/HR.
CLERICAL	\$65.00/HR.
SURVEY CREW	\$170.00/HR.
PER DIEM (MEAL & ROOM)	\$200/DAY/Per Man
SPECIAL SERVICES OR EXPENSES (Safety equipment, drug testing, soil testing, etc.)	COST PLUS 15%

- ABOVE RATES INCLUDE ALL MILEAGE CHARGES**
- GPS/ROBOTIC EQUIPMENT CHARGES ARE INCLUDED IN CREW RATES**
- CHARGES ARE BASED ON PORTAL TO PORTAL**

04/01/2022





WPCO ENGINEERS, INC.
 P. O. Box 615
 78640
 (957) 288-6374

LEGEND

- ACCEPTED ROADS TO CITY/COUNTY STANDARDS
- COUNTY ROAD NOT PAVED
- ROADS SCHEDULED FOR COUNTY ACCEPTANCE IN 2022 (2.14 MILES)
- OCT 2021 - 2022 ROAD PROJECT (YEAR 1 - 2.74 MILES)
- OCT 2022 - 2023 ROAD PROJECT (YEAR 2 - 2.36 MILES)
- OCT 2023 - 2024 ROAD PROJECT (YEAR 3 - 1.83 MILES)
- OCT 2024 - 2025 ROAD PROJECT (YEAR 4 - 2.28 MILES)
- OCT 2025 - 2026 ROAD PROJECT (YEAR 5 - 2.82 MILES)

CITY LIMITS
 REVISION 02/16/2022
 S:\PROPERTY\LAND PROJECTS\JUD-9751\DWG\BASMAP-2022-2026-80 PROJECT-02162022.DWG

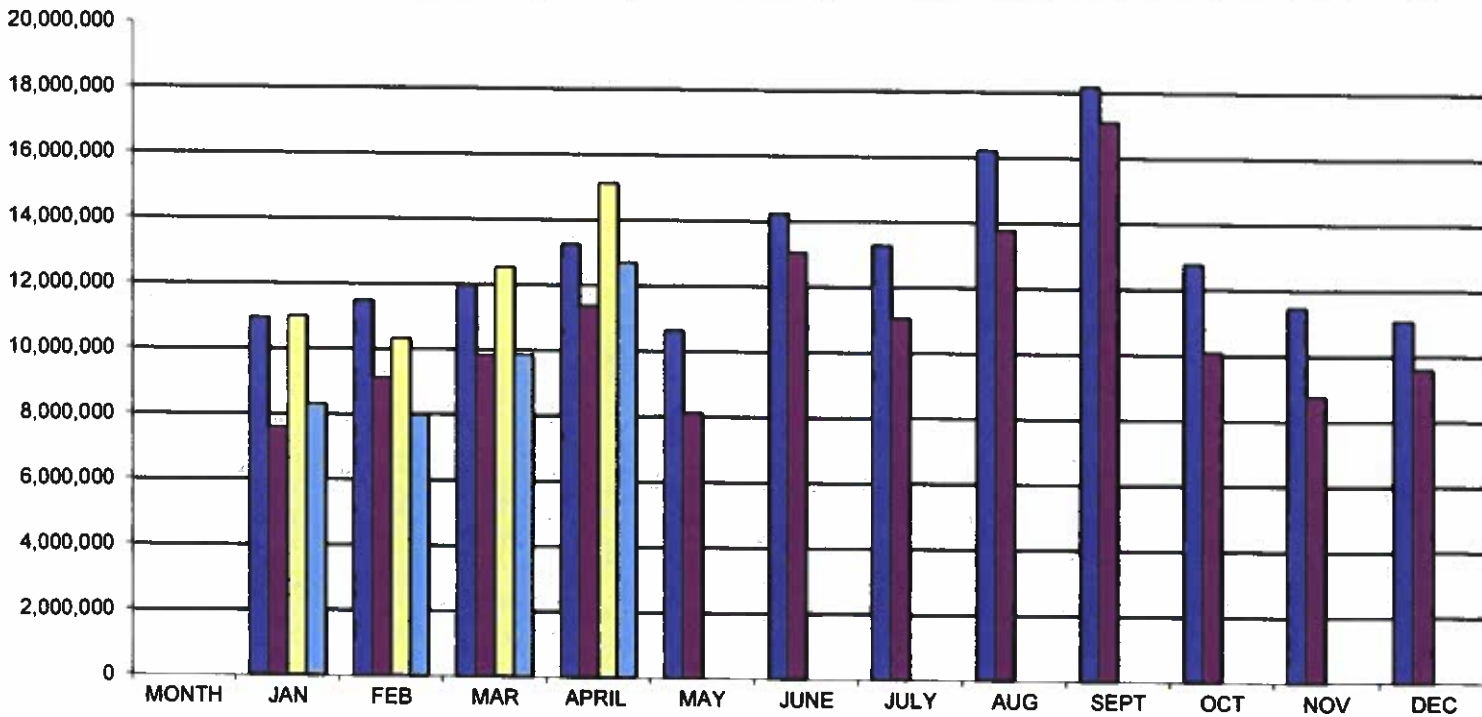
MISC REPORTS

	Total Customers Billed	Active Customers	E-Billing Customers	% of Customers on E-Billing	Web Online Payments	Bank Drafts	Credit Card Drafts	% of Customers paying online or drafts	Mail/Walk-ins/ Drop Box
Jan	2251	2072	1008	45%	1135	357	550	91%	209
Feb	2255	2093	1037	46%	1139	361	558	91%	197
Mar	2273	2102	1036	46%	1154	365	581	92%	173
Apr	2289	2107	1056	46%	1193	369	589	94%	138
May									0
Jun									0
Jul									0
Aug									0
Sep									0
Oct									0
Nov									0
Dec									0

	Culvert Permits (Cumulative Total)	Irrigation Permits (Cumulative Total)	Swimming Pool Permits (Cumulative Total)
Jan	1	2	0
Feb	2	2	1
Mar	11	2	1
Apr	20	2	2
May			
Jun			
Jul			
Aug			
Sep			
Oct			
Nov			
Dec			

**BCWCID#2 2022
CONSUMPTION REPORT**

	2021 PUMPED	2021 USAGE	2022 PUMPED	2022 USAGE	2022 PUMPED	ACTIVE	
MONTH	WATER	OF WATER	WATER	OF WATER	UNBILLED	METERS	%
JAN	10937141	7581186	10980840	8301028	1,230,350	2,072	13%
FEB	11474637	9113179	10311316	7973843	1,489,700	2,093	8%
MAR	11931647	9832526	12528882	9858949	1,575,500	2,102	9%
APRIL	13241784	11343200	15127456	12692037	1,269,175	2,107	8%
MAY	10626677	8100970					#DIV/0!
JUNE	14231549	13035672					#DIV/0!
JULY	13272274	11047746					#DIV/0!
AUG	16205936	13762896					#DIV/0!
SEPT	18171681	17094379					#DIV/0!
OCT	12755952	10062400					#DIV/0!
NOV	11459767	8756182					#DIV/0!
DEC	11048483	9585119					#DIV/0!
TOTALS	155,357,528	129,315,455	48,948,494	38,825,857	5,564,725		9%



JOB CODE	----- ISSUED THIS PERIOD -----				----- PRIOR ORDERS -----			TOTAL	TOTAL
	ISSUED	COMPLETED	VOIDED	OUTSTANDING	COMPLETED	VOIDED	OUTSTANDING	COMPLETED	OUTSTANDING
ALARM SEWER ALARM	12	9	1	0	2,081	23	0	2,090	0
BROWN BROWN WATER	3	3	0	0	384	3	0	387	0
CHANG CHANGE SIGN	0	0	0	0	37	0	0	37	0
CULVE CULVERT PERMIT	8	8	0	0	457	10	0	465	0
FLUSH FLUSH WATER LINE	7	7	0	0	827	1	0	834	0
HSWAP METER HEAD SWAP	0	0	0	0	152	13	0	152	0
IRRIG IRRIGATION PERMIT	0	0	0	0	48	2	0	48	0
LEAK CHECK FOR LEAK	8	6	0	0	1,747	20	1	1,753	1
LKMTR LOCK MTR	1	1	0	0	227	64	0	228	0
LNLOC LINE LOCATE	0	0	0	0	266	5	0	266	0
METER MOVE METER CHARGE	0	0	0	0	6	7	0	6	0
MI METER INFORMATION	0	0	0	0	159	9	0	159	0
MISCE MISCELLANEOUS	10	3	1	0	3,354	183	6	3,357	6
MOW MOWING GRASS	0	0	0	0	261	1	0	261	0
OCC OCCUPANT CHANGE	25	25	0	0	4,056	63	0	4,081	0
ODOR SMELLY WATER	0	0	0	0	28	0	0	28	0
OFF TURN OFF SERVICE	10	10	0	0	2,738	289	0	2,748	0
OFFEE TRIP CHARGE TURN OFF	0	0	0	0	20	0	0	20	0
ON TURN ON SERVICE	19	18	1	0	3,615	84	0	3,633	0
ONFEE TRIP CHARGE TURN ON	0	0	0	0	20	2	0	20	0
POOLS POOL/SPA PERMIT	1	1	0	0	51	1	0	52	0
RADIO RADIO READ REPORT	4	4	0	0	148	5	0	152	0
RC READ CHECK	0	0	0	0	426	108	0	426	0
ROAD ROAD REPAIR	5	5	0	0	3,855	25	3	3,860	3
RRMON RADIO READ MONITOR (RENT)	0	0	0	0	0	1	0	0	0
SEWER WASTEWATER MISC SERVICE	1	0	0	0	1,457	29	2	1,457	2
SIGN STREET SIGN	0	0	0	0	75	3	1	75	1
SWAP METER SWAP-OUT	2	2	0	0	1,630	99	0	1,632	0
SWTAP W/W TAP	1	0	0	1	457	25	8	457	9
TMPWT TMP WTR	0	0	0	0	9	5	0	9	0
W/W W/W ESTIMATE	7	5	2	0	1,131	39	0	1,136	0
WMEAS MEASURE FOR WATER TAP	10	9	1	0	1,724	47	0	1,733	0
WPRES LOW WATER PRESSURE	11	9	0	0	347	15	0	356	0
WIRTP WATER TAP	13	10	0	3	215	792	4	225	7
WWMOV W/W ESTIMATE FOR RELOCATE	0	0	0	0	11	6	0	11	0
** GRAND TOTALS **	161	135	6	4	32,019	1,979	25	32,154	29

APRIL 2022

BCWCID#2

Re-Cap of Water Tap Applications

WATER TAPS:

2022 Pending	9	
2022 Complete.....	41	
2021 Complete.....	112	
2020 Complete.....	119	
2019 Complete.....	96	
2018 Complete.....	96	
2017 Complete.....	78	
2016 Complete	88	
2015 Complete	60	
2014 Complete	39	
2013 Complete.....	35	
2012 Complete.....	37	
2011 Complete.....	42	
2010 Complete.....	49	
2009 Complete.....	43	
2008 Complete.....	35	
2007 Complete.....	47	
2006 Pending.....	1	(Sac-N-Pac)
2006 Complete.....	25	
2005 Complete.....	26	
2004 Complete.....	39	
2003 Complete.....	72	
2002 Complete.....	113	

APRIL 2022

BCWCID#2

Re-Cap of Wastewater Tap Applications

WASTEWATER TAPS:

2022 Pending	7
2022 Complete.....	9
2021 Pending	2
2021 Complete.....	32
2020 Complete.....	43
2019 Complete.....	33
2019 Pending.....	1
2018 Complete.....	52
2017 Complete	35
2016 Complete	40
2015 Complete	32
2014 Complete	26

Active Wastewater Customers: 831

2017-2022 COMPARISON ROAD & STANDBY									
MONTH	PRIOR YR RD	CURRENT RD	TOTAL ROADS	PRIOR YR SB	CURRENT SB	TOTAL SB	TOTALS	% Current Rd	% Current SB
JAN									
2017	\$ 35,426.89	\$ 5,954.00	\$ 41,380.89	\$ 896.00	\$ 264.00	\$ 1,160.00	\$ 42,540.89	14.39%	22.76%
2018	\$ 115,672.15	\$ 10,968.00	\$ 126,640.15	\$ 3,217.00	\$ -	\$ 3,217.00	\$ 129,857.15	8.66%	0.00%
2019	\$ 46,224.84	\$ 13,062.05	\$ 59,286.89	\$ 399.00	\$ -	\$ 399.00	\$ 59,685.89	22.03%	0.00%
2020	\$ 88,779.83	\$ 23,834.29	\$ 112,614.12	\$ -	\$ -	\$ -	\$ 112,614.12	21.16%	0.00%
2021	\$ 123,137.21	\$ 15,665.20	\$ 138,802.41	\$ 664.74	\$ -	\$ 664.74	\$ 139,467.15	11.29%	0.00%
2022	\$ 156,487.60	\$ 27,903.91	\$ 184,391.51	\$ 360.00	\$ -	\$ 360.00	\$ 184,751.51	15.13%	0.00%
FEB									
2017	\$ 37,167.14	\$ 108,620.10	\$ 145,787.24	\$ 6,098.00	\$ 644.00	\$ 6,742.00	\$ 152,529.24	74.51%	9.55%
2018	\$ 52,408.12	\$ 92,820.40	\$ 145,228.52	\$ 7,030.00	\$ -	\$ 7,030.00	\$ 152,258.52	63.91%	0.00%
2019	\$ 40,081.59	\$ 84,607.20	\$ 124,688.79	\$ 525.00	\$ -	\$ 525.00	\$ 125,213.79	67.85%	0.00%
2020	\$ 29,402.49	\$ 20,727.00	\$ 50,129.49	\$ 951.00	\$ -	\$ 951.00	\$ 51,080.49	41.35%	0.00%
2021	\$ 26,360.17	\$ 14,018.39	\$ 40,378.56	\$ 255.00	\$ -	\$ 255.00	\$ 40,633.56	34.72%	0.00%
2022	\$ 26,499.68	\$ 29,430.53	\$ 55,930.21	\$ 90.00	\$ -	\$ 90.00	\$ 56,020.21	52.62%	0.00%
MARCH									
2017	\$ 63,299.04	\$ 58,291.95	\$ 121,590.99	\$ 3,628.50	\$ 2,655.00	\$ 6,283.50	\$ 127,874.49	47.94%	42.25%
2018	\$ 60,476.28	\$ 79,758.65	\$ 140,234.93	\$ 2,582.83	\$ -	\$ 2,582.83	\$ 142,817.76	56.88%	0.00%
2019	\$ 71,856.72	\$ 94,731.17	\$ 166,587.89	\$ 3,801.00	\$ -	\$ 3,801.00	\$ 170,388.89	56.87%	0.00%
2020	\$ 74,645.80	\$ 128,379.63	\$ 203,025.43	\$ 8,958.55	\$ -	\$ 8,958.55	\$ 211,983.98	63.23%	0.00%
2021	\$ 92,647.28	\$ 175,608.90	\$ 268,256.18	\$ 461.97	\$ -	\$ 461.97	\$ 268,718.15	65.46%	0.00%
2022	\$ 146,663.77	\$ 148,846.75	\$ 295,510.52	\$ 1,245.00	\$ -	\$ 1,245.00	\$ 296,755.52	50.37%	0.00%
APRIL									
2017	\$ 10,981.60	\$ 25,543.90	\$ 36,525.50	\$ 921.00	\$ 1,056.00	\$ 1,977.00	\$ 38,502.50	69.93%	53.41%
2018	\$ 17,879.81	\$ 36,796.04	\$ 54,675.85	\$ 1,042.50	\$ -	\$ 1,042.50	\$ 55,718.35	67.30%	0.00%
2019	\$ 31,925.51	\$ 43,142.50	\$ 75,068.01	\$ 3,636.40	\$ -	\$ 3,636.40	\$ 78,704.41	57.47%	0.00%
2020	\$ 21,498.73	\$ 48,505.80	\$ 70,004.53	\$ -	\$ -	\$ -	\$ 70,004.53	69.29%	0.00%
2021	\$ 109,105.99	\$ 72,258.12	\$ 181,364.11	\$ 3,777.89	\$ -	\$ 3,777.89	\$ 185,142.00	39.84%	0.00%
2022	\$ 47,257.93	\$ 54,101.53	\$ 101,359.46	\$ 1,732.94	\$ -	\$ 1,732.94	\$ 103,092.40	53.38%	0.00%

MONTH	PRIOR YR RD	CURRENT RD	TOTAL ROADS	PRIOR YR SB	CURRENT SB	TOTAL SB	TOTALS	% Current Rd	% Current SB
MAY									
2017	\$ 19,898.03	\$ 22,307.58	\$ 42,205.61	\$ 300.00	\$ 396.00	\$ 696.00	\$ 42,901.61	52.85%	56.90%
2018	\$ 41,756.88	\$ 26,147.09	\$ 67,903.97	\$ 2,243.00	\$ -	\$ 2,243.00	\$ 70,146.97	38.51%	0.00%
2019	\$ 25,046.86	\$ 33,731.84	\$ 58,778.70	\$ -	\$ 3,444.69	\$ 3,444.69	\$ 62,223.39	57.39%	100.00%
2020	\$ 20,487.09	\$ 35,749.44	\$ 56,236.53	\$ 90.00	\$ -	\$ 90.00	\$ 56,326.53	63.57%	0.00%
2021	\$ 48,519.50	\$ 35,476.30	\$ 83,995.80	\$ 221.97	\$ -	\$ 221.97	\$ 84,217.77	42.24%	0.00%
2022			\$ -		\$ -	\$ -	\$ -	#DIV/0!	#DIV/0!
JUNE									
2017	\$ 48,144.47	\$ 21,764.19	\$ 69,908.66	\$ 2,386.00	\$ 264.00	\$ 2,650.00	\$ 72,558.66	31.13%	9.96%
2018	\$ 16,318.86	\$ 18,300.19	\$ 34,619.05	\$ 168.00	\$ -	\$ 168.00	\$ 34,787.05	52.86%	0.00%
2019	\$ 25,032.64	\$ 21,802.80	\$ 46,835.44	\$ 569.78	\$ -	\$ 569.78	\$ 47,405.22	46.55%	0.00%
2020	\$ 17,859.88	\$ 27,031.09	\$ 44,890.97	\$ -	\$ -	\$ -	\$ 44,890.97	60.21%	0.00%
2021	\$ 53,637.69	\$ 37,037.40	\$ 90,675.09	\$ 581.97	\$ -	\$ 581.97	\$ 91,257.06	40.85%	0.00%
2022			\$ -		\$ -	\$ -	\$ -	#DIV/0!	0.00%
MONTH									
JULY									
2017	\$ 44,122.82	\$ 16,037.89	\$ 60,160.71	\$ 5,865.00	\$ 264.00	\$ 6,129.00	\$ 66,289.71	26.66%	4.31%
2018	\$ 38,333.43	\$ 17,983.81	\$ 56,317.24	\$ 690.00	\$ -	\$ 690.00	\$ 57,007.24	31.93%	0.00%
2019	\$ 22,878.85	\$ 20,603.25	\$ 43,482.10	\$ 2,977.35	\$ -	\$ 2,977.35	\$ 46,459.45	47.38%	0.00%
2020	\$ 45,232.38	\$ 30,832.20	\$ 76,064.58	\$ 90.00	\$ -	\$ 90.00	\$ 76,154.58	40.53%	0.00%
2021	\$ 46,436.65	\$ 35,763.05	\$ 82,199.70	\$ 233.58	\$ -	\$ 233.58	\$ 82,433.28	43.51%	0.00%
2022			\$ -		\$ -	\$ -	\$ -	#DIV/0!	#DIV/0!
AUG									
2017	8001.35	12884.4	\$ 20,885.75	0	132	\$ 132.00	\$ 21,017.75	61.69%	100.00%
2018	\$ 24,195.33	\$ 19,735.00	\$ 43,930.33	\$ 885.00	\$ -	\$ 885.00	\$ 44,815.33	44.92%	0.00%
2019	\$ 41,820.82	\$ 18,963.31	\$ 60,784.13	\$ 1,553.65	\$ -	\$ 1,553.65	\$ 62,337.78	31.20%	0.00%
2020	\$ 12,494.06	\$ 28,302.50	\$ 40,796.56	\$ -	\$ -	\$ -	\$ 40,796.56	69.37%	0.00%
2021	\$ 58,990.57	\$ 24,141.09	\$ 83,131.66	\$ 761.97	\$ -	\$ 761.97	\$ 83,893.63	29.04%	0.00%
2022			\$ -		\$ -	\$ -	\$ -	#DIV/0!	0.00%

MONTH	PRIOR YR RD	CURRENT RD	TOTAL ROADS	PRIOR YR SB	CURRENT SB	TOTAL SB	TOTALS	% Current Rd	% Current SB
SEPT.									
2017	\$ 23,883.05	\$ 14,768.60	\$ 38,651.65	\$ 4,142.50	\$ 264.00	\$ 4,406.50	\$ 43,058.15	38.21%	5.99%
2018	\$ 42,652.37	\$ 17,691.00	\$ 60,343.37	\$ 1,002.00	\$ -	\$ 1,002.00	\$ 61,345.37	29.32%	0.00%
2019	\$ 25,183.30	\$ 22,741.80	\$ 47,925.10	\$ 180.00	\$ -	\$ 180.00	\$ 48,105.10	47.45%	0.00%
2020	\$ 14,948.14	\$ 28,007.21	\$ 42,955.35	\$ 2,760.98	\$ -	\$ 2,760.98	\$ 45,716.33	65.20%	0.00%
2021	\$ 46,541.38	\$ 31,806.41	\$ 78,347.79	\$ 2,891.97	\$ -	\$ 2,891.97	\$ 81,239.76	40.60%	0.00%
2022			\$ -		\$ -	\$ -	\$ -	#DIV/0!	#DIV/0!
OCT.									
2017	\$ 29,843.05	\$ 46,553.10	\$ 76,396.15	\$ 3,738.05	\$ 2,112.00	\$ 5,850.05	\$ 82,246.20	60.94%	36.10%
2018	\$ 36,769.56	\$ 47,516.10	\$ 84,285.66	\$ 4,989.50	\$ -	\$ 4,989.50	\$ 89,275.16	56.38%	0.00%
2019	\$ 26,184.49	\$ 67,361.35	\$ 93,545.84	\$ 3,723.77	\$ -	\$ 3,723.77	\$ 97,269.61	72.01%	0.00%
2020	\$ 36,119.52	\$ 27,397.60	\$ 63,517.12	\$ 90.00	\$ -	\$ 90.00	\$ 63,607.12	43.13%	0.00%
2021	\$ 19,595.40	\$ 26,018.96	\$ 45,614.36	\$ 83.94	\$ -	\$ 83.94	\$ 45,698.30	57.04%	0.00%
2022			\$ -		\$ -	\$ -	\$ -	#DIV/0!	#DIV/0!
MONTH									
NOV.									
2017	\$ 31,199.20	\$ 61,695.11	\$ 92,894.31	\$ 8,020.36	\$ 1,350.00	\$ 9,370.36	\$ 102,264.67	66.41%	14.41%
2018	\$ 26,903.97	\$ 82,094.08	\$ 108,998.05	\$ 8,671.67	\$ -	\$ 8,671.67	\$ 117,669.72	75.32%	0.00%
2019	\$ 13,019.41	\$ 63,260.33	\$ 76,279.74	\$ 1,643.93	\$ -	\$ 1,643.93	\$ 77,923.67	82.93%	0.00%
2020	\$52,654.71	\$102,874.97	\$ 155,529.68	\$ 3,312.63	\$ -	\$ 3,312.63	\$ 158,842.31	66.14%	0.00%
2021	\$ 160,182.41	\$ 82,810.40	\$ 242,992.81	\$ 4,616.70	\$ -	\$ 4,616.70	\$ 247,609.51	34.08%	0.00%
2022			\$ -		\$ -	\$ -	\$ -	#DIV/0!	#DIV/0!
DEC.									
2017	\$ 41,040.80	\$ 229,161.96	\$ 270,202.76	\$ 5,370.66	\$ 7,656.00	\$ 13,026.66	\$ 283,229.42	84.81%	58.77%
2018	\$ 39,095.01	\$ 349,567.00	\$ 388,662.01	\$ 7,189.47	\$ -	\$ 7,189.47	\$ 395,851.48	89.94%	0.00%
2019	\$ 41,360.82	\$ 367,686.00	\$ 409,046.82	\$ 2,969.10	\$ -	\$ 2,969.10	\$ 412,015.92	89.89%	0.00%
2020	\$ 54,410.14	\$ 373,396.08	\$ 427,806.22	\$ -	\$ -	\$ -	\$ 427,806.22	87.28%	0.00%
2021	\$ 66,735.80	\$ 351,510.31	\$ 418,246.11	\$ 360.00	\$ -	\$ 360.00	\$ 418,606.11	84.04%	0.00%
2022			\$ -			\$ -	\$ -	#DIV/0!	0.00%

	PRIOR YR RD	CURRENT RD	TOTAL ROADS	PRIOR YR SB	CURRENT SB	TOTAL SB	TOTALS	<i>Of Collections</i>	
								% Current Rd	% Current SB
YEARLY TOTALS									
2017	\$ 393,007.44	\$ 623,582.78	\$ 1,016,590.22	\$ 41,366.07	\$ 17,057.00	\$ 58,423.07	\$ 1,075,013.29	61.34%	29.20%
2018	\$ 512,461.77	\$ 799,377.36	\$ 1,311,839.13	\$ 39,710.97	\$ -	\$ 39,710.97	\$ 1,351,550.10	60.94%	0.00%
2019	\$ 410,615.85	\$ 851,693.60	\$ 1,262,309.45	\$ 21,978.98	\$ 3,444.69	\$ 25,423.67	\$ 1,287,733.12	67.47%	13.55%
2020	\$ 468,532.77	\$ 875,037.81	\$ 1,343,570.58	\$ 16,253.16	\$ -	\$ 16,253.16	\$ 1,359,823.74	65.13%	0.00%
2021	\$ 851,890.05	\$ 902,114.53	\$ 1,754,004.58	\$ 14,911.70	\$ -	\$ 14,911.70	\$ 1,768,916.28	51.43%	0.00%
2022	\$ 376,908.98	\$ 260,282.72	\$ 637,191.70	\$ 3,427.94	\$ -	\$ 3,427.94	\$ 640,619.64	40.85%	0.00%
TOTALS			\$ 7,325,505.66			\$ 158,150.51	\$ 7,483,656.17		